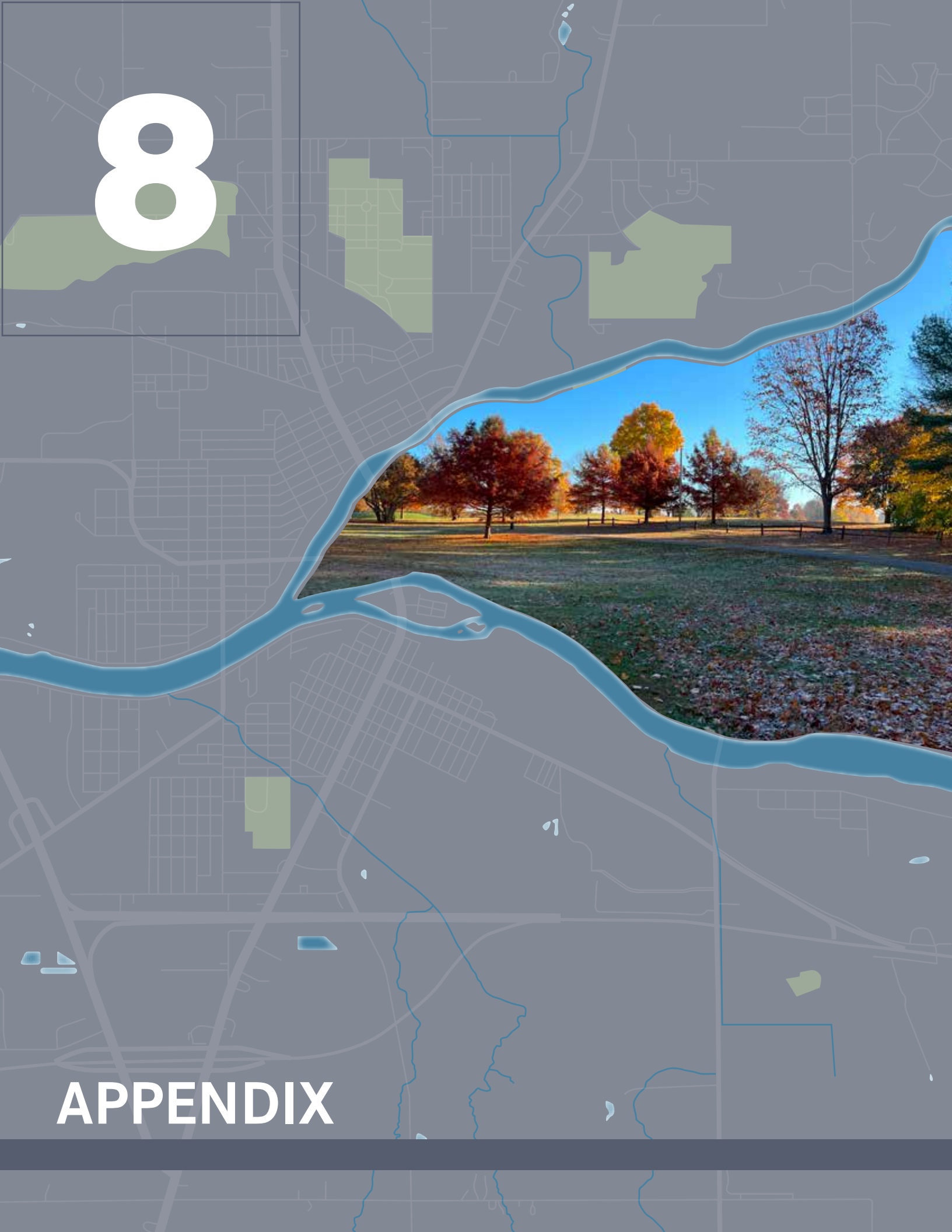


8



APPENDIX

*Page Left Intentionally Blank*



# TABLE OF CONTENTS

---

ORDINANCES	177
ADA TRANSITION PLAN 2013-23	178
ORDINANCE 97-42	180
ORDINANCE 2023-25	182
SURVEYS	193
DYKEMAN GOLF COURSE SURVEY	194
STATISTICALLY VALID SURVEY	207
YOUTH SURVEY RESULTS	328
ONLINE PUBLIC INPUT SURVEY	370
PUBLIC INPUT	441
STAKEHOLDER INPUT SESSIONS	442
PUBLIC ENGAGEMENT EVENT	448
FINAL PUBLIC MEETING	468
PROOF OF ADVERTISEMENT	478
RIVERSIDE PARK MASTER PLAN	492
2023 ANNUAL REPORT	493

# ORDINANCES

---

ADA TRANSITION PLAN 2013-23	178
ORDINANCE 97-42	180
ORDINANCE 2023-25	182

# ADA TRANSITION PLAN 2013-23

## RE-ADOPTION OF RESOLUTION 2013-23


A RESOLUTION OF THE COMMON COUNCIL OF THE CITY OF LOGANSPOORT, INDIANA, APPROVING THE EXPENDITURE OF FUNDS FOR ADA COMPLIANCE

PASSED AND RESOLVED BY THE COMMON COUNCIL OF THE CITY OF LOGANSPOORT, INDIANA

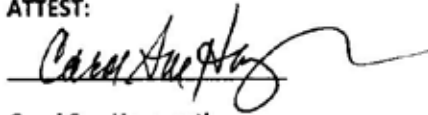
THIS 2<sup>nd</sup> DAY OF December, 2013, by a vote of 7 in favor and 0

opposed.

Common Council of the City of Logansport


  
Joseph E. Buck

ATTEST:



Carol Sue Hayworth

Submitted to, approved by and signed by me, the Mayor of the City of Logansport, Indiana, this 2<sup>nd</sup> day of December, 2013.



Ted Franklin, Mayor

Resolution 2013-23

A RESOLUTION OF THE COMMON COUNCIL OF THE CITY OF LOGANSFORT, INDIANA, APPROVING THE EXPENDITURE OF FUNDS FOR ADA COMPLIANCE

WHEREAS, the City of Logansport is required by law to abide by the "Americans with Disabilities Act".

WHEREAS, funding is needed to fulfill the requirements of the law.

NOW, THEREFORE, BE IT RESOLVED by the Common Council of the City of Logansport, Indiana:

SECTION 1: That the funds for the ADA requirements be taken from the Rainy Day Fund in an amount not to exceed \$89,000.

SECTION 2: This resolution shall be in effect after its passage by the Common Council and approval by the Mayor of the City of Logansport, Indiana.

PASSED AND RESOLVED by the Common Council of the City of Logansport, Indiana this 24th day of June, 2013.

Common Council of the City of

Logansport, Indiana

By: Joseph E. Buck  
Joe Buck, President

ATTEST:

Carol Sue Hayworth  
Carol Sue Hayworth, Clerk-Treasurer

Submitted to, approved by and signed by me, the Mayor of the City of Logansport, Indiana, this 24th of June, 2013.

Ted Franklin

Ted Franklin, Mayor

# ORDINANCE 97-42

## ORDINANCE 97-42

### AN ORDINANCE OF THE COMMON COUNCIL OF THE CITY OF LOGANSPORT, INDIANA, AMENDING ORDINANCE 91-14 AND RE-ESTABLISHING THE DEPARTMENT OF PARKS AND RECREATION AND ITS GOVERNING BOARD

WHEREAS, the Common Council of the City of Logansport, Indiana, has established the Department of Parks and Recreation and the Board of Parks and Recreation in ordinance 91-14, in accordance with state statute, I.C. 36-10-3; and

WHEREAS, the Common Council does now desire to amend ordinance 91-14, changing the residency requirements for the Logansport School Corporation Board of Trustees appointment to the Board of Parks and Recreation;

NOW, THEREFORE, BE IT ORDAINED by the Common Council of the City of Logansport, Indiana:

#### Creation of Department and Board

SECTION ONE: Under the provisions of the acts of 1981 (I.C. 1981, 36-10-3 et. al.) there is hereby established a Department of Parks and Recreation composed of the Board of Parks and Recreation, administrator, superintendent, and other such personnel as the board may determine necessary.

#### Appointment and Qualifications of Board Members

SECTION TWO: The Board of Parks and Recreation shall be composed of four (4) members appointed by the mayor and one (1) member of the Logansport School Corporation Board of Trustees appointed by the school board. No more than two (2) members appointed by the mayor shall be of the same political party. All members shall be appointed on the basis of their interest in and knowledge of parks and recreation.

Further, the Board of Parks and Recreation members appointed by the mayor must be residents of the City of Logansport corporate limits. The Logansport School Board of Trustees appointment must be one of the trustees living within the Logansport School Corporation limits. In addition, any employee of the parks, golf course, swimming pool or park board will not be eligible for Board of Parks and Recreation appointment until one year lapses after termination of that employment.

#### Length of Terms, Method of Appointment

SECTION THREE: The school board member shall be appointed annually from the Logansport School Corporation Board of Trustees. The four mayoral appointees shall serve staggered four (4) year terms, with one appointee being appointed each year and the Democrat and Republican appointments alternating each year. All mayoral appointments are for a period of four (4) years. In the case of a resignation or vacancy, the mayor shall appoint a new board member to serve out the unexpired time remaining on the four (4) year term. All terms shall expire on the first day of January, but the appointee shall continue to serve until his successor is appointed.

#### Board Organization

SECTION FOUR: At its first regular meeting in each year the Board of Parks and Recreation shall elect a president and vice-president. The vice-president shall have authority to act as the president of the Board during the absence or disability of the president. The Board may select a secretary either from within or without its own membership.

**Board Powers**

**SECTION FIVE:** The Board of Parks and Recreation shall have the general power to perform all acts necessary to acquire and develop sites and facilities and to conduct such programs as are generally understood to be park and recreation functions. In addition to all other powers necessary to achieve the general objectives of the Board, The Board shall have, for park and recreation purposes, all the powers and duties as outlined in Indiana State Statute (I.C. 36-10-3-10 and I.C. 36-10-3-11).

Specifically, the Board shall prepare and submit an annual budget in the same manner as other departments of city government, as prescribed by the Indiana State Board of Accounts.

**Compensation**

**SECTION SIX:** Members of the Board of Parks and Recreation may receive a salary not to exceed \$300 per year.

**Gifts, Donations, & Subsidies**

**SECTION SEVEN:** The Board of Parks and Recreation may accept on behalf of the City of Logansport and the Department of Parks and Recreation, gifts, donations and subsidies for park and recreation purposes.

**Advisory Council and Special Committees**

**SECTION EIGHT:** The Board of Parks and Recreation may create an advisory council and special committees composed of citizens interested in park and recreation programs.

**Repeal**

**SECTION NINE:** All other ordinances, or parts thereof, in conflict with the provisions and intent of this ordinance are hereby repealed.

**Passage**

**SECTION TEN:** This ordinance shall be in full force and effect from and after its passage by the Common Council and approval by the mayor.

Passed by the Common Council of the City of Logansport, Indiana, this 27<sup>th</sup> day of December, 1997.

William A. Vernon  
William A. Vernon, Mayor  
City of Logansport

Presented by me to the mayor of the City of Logansport, Indiana, this 27<sup>th</sup> day of December, 1997.

Sharon Dunkle  
Sharon Dunkle  
Clerk-Treasurer

This ordinance approved and signed by me this 27<sup>th</sup> day of December, 1997, at the hour of 6:42 P.M.

William A. Vernon  
William A. Vernon, Mayor  
City of Logansport

ATTEST:

Sharon Dunkle  
Sharon Dunkle  
Clerk-Treasurer



# ORDINANCE 2023-25

## ORDINANCE 2023-25

### AN ORDINANCE OF THE COMMON COUNCIL OF THE CITY OF LOGANSPORT, INDIANA AMENDING ORDINANCE 2022-05, SETTING THE FEE SCHEDULE FOR PROGRAMS/ACTIVITIES WITHIN THE LOGANSPORT PARK & RECREATION SYSTEM

**WHEREAS**, the Logansport Park and Recreation Board governs the facilities within the Logansport Parks Department as provided by City Council Ordinance 97-42; and

**WHEREAS**, the Logansport Park and Recreation Board does now seek to establish a new fee schedule amending Ordinance 2022-05 and to which it has passed Parks Board Resolution 2023-08 (Exhibit B); and

**WHEREAS**, the Logansport Park and Recreation Board is requesting the Common Council of the City of Logansport, Indiana to approve an ordinance with the appropriate amendments; and

**NOW, THEREFORE, BE IT ORDAINED** by the Common Council of the City of Logansport, Indiana that Ordinance 2022-05 is amended, and the following fees are hereby established:

**SECTION 1:** The following program fees shall be collected at the Muehlhausen Aquatic Center (formerly Tower Park Municipal Pool) and remitted to the Clerk-Treasurer for deposit into the General Fund:

<u>PROGRAM OR SERVICE</u>	<u>FEE</u>
Open Swim:	
Child ages 0 - 4	Free of Charge
Child ages 5 - 16	\$3.00 per person
Adult ages 17 and older	\$5.00 per person
Punch card - Child or Adult to use	\$50.00 for 20 visits
Punch card - Child or Adult to use	\$95.00 for 50 visits
Swim Lesson (8-30 minute lessons)	\$40.00 per person
Mini & Me Swim Lessons (4-30 minute lessons)	\$40.00 per parent and child
Junior Lifeguarding (4-1 hour lessons)	\$35.00 per person
Water Aerobics (8-1 hour sessions)	\$35.00 per person

Pool Rental per hour	\$75.00 per hour 2 hr. minimum 30 person maximum
	\$25.00 additional for 31-45 people
	\$50.00 additional for 46-100 people
Pool Rental per hour - NON-PROFIT	\$65.00 per hour 2 hr. minimum 30 person maximum
	\$25.00 additional for 31-45 people
	\$50.00 additional for 46-100 people

**MERCHANDISE & CONCESSIONS:**

Bottled Soft Drinks	\$2.00
Canned Soft Drinks	\$1.00
Sunscreen	\$2.00
Little Swimmers Diapers	\$2.00
Concessions	\$0.50 - \$2.50

**SECTION 2:** The Logansport Parks & Recreation Board is authorized to offer free swimming days to the public as is appropriate.

**SECTION 3:** The following fees shall be collected for various programs and activities and remitted to the Clerk - Treasurer for deposit into the Parks Non-Reverting Operating Fund:

<u>PROGRAMS OR SERVICES</u>	<u>FEE</u>
Galentine's Day	\$27.00
Puzzle Palooza	\$22.00
Daddy/Daughter Valentine Dance	\$27.00 per couple; \$6.00 additional daughter
Mom & Son Nerf War	\$22.00/couple
Breakfast with Santa	\$6/child, \$8/adult
Holiday Programs	\$1.00 per person & supply fee
Bingo Program	\$1.00 per person & supply fee
Yard/garage sale/craft show	\$15.00 per booth
Special Event Activity Tickets	\$1.00

Individual Youth Tennis Lessons	\$40.00 per 8 lessons
Individual Youth Golf Lessons	\$50.00 per 5 lessons
Art Classes	\$37.00
Yoga in the Park	\$50.00
Mobile Vendor Single Use	\$40.00
Mobile Vendor 6-Month Use	\$200.00
4th of July Vendor Booth	\$40.00 per commercial booth \$25.00 per non-profit booth
Bottled soft drinks in machines	\$2.00 per bottle
Doggy Days of Summer Pool Party	\$6.00 early registration, \$11.00 drop-in fee

**SECTION 4:** When a special event operates activity areas during an event (e.g., July 4th inflatable), the Parks Administrator is authorized to determine the number of Special Event Activity Tickets required to offset the cost of operating each activity area. Park Staff will sell activity tickets for which operators will collect the required number of tickets for that specific activity. The total of these funds collected will be remitted to the Clerk-Treasurer for deposit into the Parks Non-Reverting Operation Fund.

**SECTION 5:** A supply fee will be utilized to cover the cost of materials purchased for a specific program. The supply fee will be added to the program fee and remitted to the Clerk-Treasurer for deposit into the Parks Non-Reverting Operation Fund. On behalf of the Parks Board, the Parks Administrator is authorized to set a supply fee as necessary.

**SECTION 6:** The fees for new programs will be initially authorized by the Logansport Parks Board, as recommended by the Parks Administrator. At the end of each calendar year, new program fees must be reviewed and approved annually by the Logansport Common Council.

**SECTION 7:** As new programs are created, program fees will be authorized by the Logansport Parks Board based on the following expenses: Instructor fee, cost of supplies, use of the facility, and the cost of promoting the program. The Parks Administrator will recommend the program fee based on the aforementioned criteria as needed.

**SECTION 8:** In the event a resident of the City of Logansport is unable to pay the specific youth program fee, the Logansport Parks & Recreation Board authorizes the Parks Administrator to waive the program fee, provided the following requirements are met prior to participation in the program or activity:

Parent/guardian has completed a scholarship application that has been reviewed and approved by the Parks Administrator;

The youth applicant has been verified as living inside the boundary of the Logansport Community School Corporation;

The Parks Administrator has the applicant's documentation on file verifying and supporting the applicant's request for waiver fees.

**SECTION 9:** A private party which requests exclusive use of Parks Department facilities, shall pay the fees as identified in "Exhibit A", "Proposed 2023 Facility Rental Fees."

**SECTION 10:** Residents & non-residents are being accessed the same rental fee. A discount for facility rentals shall be offered to those non-profits of the City of Logansport that can provide proof of their tax-exempt status.

**SECTION 11:** Benches & bleachers are not available for rental activities. Indoor tables & chairs will only be available for rent in the facilities they are located in. As specified in "Exhibit A", rental of picnic tables are only available for public events.

**SECTION 12:** Rentals are available only during park operating hours of 8:00am - 10:00pm. Any exceptions to those hours must be approved by the Logansport Parks Administrator.

**SECTION 13:** Rental fees shall be collected at the Logansport Parks & Recreation Department office at the Penman Service Center at 1701 Dividend Dr. Logansport, In. Fees will then be received by the Clerk-Treasurer and deposited in the Parks Non-Reverting Park Operating Fund to be utilized with the annual budget.

**SECTION 14:** The Logansport Parks & Recreation Department will honor credit cards as prescribed by the Clerk-Treasurer's procedures for payment of the aforementioned fees related to programs, activities and facility rentals as provided by the Logansport Parks & Recreation Department.

**SECTION 15:** Refunds in regard to any Logansport Parks & Recreation Department fees for season tickets, trail fees, rentals, activities or programs (including those at the Municipal Pool or Municipal Golf Course) may be made with the authorization of the Parks Administrator. A full refund less a cancellation fee will be issued when the following requirements are met:

A written, signed request has been received by the Parks Administrator, from the participant requesting a program or activity refund; and

The program/activity has not been held.

Cancellation fees for paid activities will be at the rate of \$10.00; cancellation fees for facility rentals will be \$10.00 for cancellations greater than 30 days, and 50% for less than 30 days. Security deposits will be refunded in full.

There is no refund for waived fees.

**SECTION 16:** This ordinance amends Ordinance 2022-05 in its entirety and all other resolutions, or parts there in conflict with the provisions and intent of this ordinance.


**SECTION 17:** This ordinance shall be in full force and effective immediately after its passage

by the Common Council of the City of Logansport, Indiana.

INTRODUCED, FILED AND APPROVED by a vote of 7 in favor, 0 opposed, and 0 abstained on 2nd day of October 2023.

DULY PASSED, ORDAINED AND ADOPTED this 6<sup>th</sup> day of November 2023, by the Common Council of the City of Logansport, Indiana by a vote of 7 in favor, 0 opposed and 0 abstained.

Common Council of the City of Logansport, Indiana

By:   
Jake LeDonne, President

ATTEST:

  
Duane Ullom, Clerk-Treasurer

Submitted to, approved by, and signed by me, the Mayor of the City of Logansport, Indiana this 6<sup>th</sup> day of November, 2023

  
Chris Martin, Mayor

Ord. 2023-25

**Logansport Parks and Recreation Board**  
**2023 Facility Rental Fees**

# Exhibit A

Park/Facility	Period of Use	Deposit	2023 Fee	w/Non-Profit Discount
<b>All Outdoor Open Air Pavilions</b>	Full Day	None	\$90.00	\$70.00
	Hourly	None	\$17.00	\$14.00
•Dykeman Park				
•Fairview Park (Upper and Lower)				
•Huston Park				
•Muehlhausen				
•Spencer Park (All pavilions and Gazebo)				
•McCord Pavilion (Riverside)				
<b>Muehlhausen Park (formerly Tower Park)</b>				
<b>Pool Rental Minimum 2 hours (30 people or under)</b>	Hourly	None	\$70.00	\$60.00
<b>Pool Rental (Additional Lifeguards) (31-45 people)</b>			Additional \$25.00	Additional \$25.00
<b>Pool Rental (Additional Lifeguards) (46-100 people)</b>			Additional \$50.00	Additional \$50.00
<b>Penman Service Center-Community Room</b>	Hourly	\$100.00	\$30.00	\$25.00
<b>Riverside Park</b>				
McHale Complex				
Choose a 4 Hour Block: A) 8-12p B) 1-5p C) 6-10p	4 hours	\$125.00	\$190.00	\$145.00
Any 4 hour period on weekdays from 8 a.m.-5 pm	4 hours	\$125.00	\$145.00	\$115.00
Full Day	8 am - 10 pm	\$125.00	\$500.00	\$375.00
Basketball Court (per court)	Full Day	None	\$90.00	\$70.00
	Hourly	None	\$17.00	\$14.00
Cornhole Courts (Minimum 2 hours)	Hourly		\$10.00	\$10.00
Bean Bag Rental (included)	Hourly	\$10.00		
<b>Picnic Table Rental Fee for public events</b>	Full Day	\$10.00/table		
<b>Little Turtle Waterway</b>				
Choose a 4 Hour Block: A) 8-12p B) 1-5p C) 6-10p	Hourly	\$210.00	\$190.00	\$145.00
	Full Day	\$210.00	\$570.00	\$390.00
<b>SPECIAL EVENTS WITH ALCOHOL</b>	Full Day	\$250.00	\$250.00	\$250.00
<b>WHOLE DAY PARK RENTALS</b>			\$570.00	\$390.00
<b>FULL DAY PAVILION OR WHOLE DAY PARK RENTALS ARE FROM 8:00 AM - 10:00 PM</b>				



# Exhibit B

## Parks Board Resolution 2023-08

### A Resolution of the Logansport Parks and Recreation Board

#### Amending Program Activity Fees & Facility Rental Fees

Page 1 of 5

WHEREAS, The Logansport Parks & Recreation Board governs the facilities within the Logansport Parks Department as provided by the Logansport City Council Ordinance 97-42;

WHEREAS, The Logansport Parks & Recreation Board does hereby wish to provide additional, enhanced, and/or expanded recreational programs and facilities now, and in the future to the citizens of the City of Logansport;

WHEREAS, it has been determined that some, or all of the expenses involved in providing and enhancing programs and facilities are to be paid for by those individuals who personally benefit from the exclusive participation in a program or the use of a park facility;

NOW, THEREFORE BE IT RESOLVED by The Logansport Parks & Recreation Board of the City of Logansport agrees to the following:

SECTION 1: The following program fees shall be collected at the Muehlhausen Aquatic and remitted to the Clerk-Treasurer for deposit into the General Fund:

Program or Service	Current	Proposed
<b>Daily Swim:</b>		
Child ages 0-4	Free of Charge	Free of Charge
Child ages 5-16	\$2.00	\$3.00
Adult, ages 17 and older	\$5.00	\$5.00
Seasonal Pool Pass-20 Visit Pass	\$45.00	\$50.00
Seasonal Pool Pass-50 Visit Pass	\$85.00	\$95.00
Swim Lesson (8-30 minute lessons)	\$35.00	\$40.00
Mini & Me Swim Lessons(4-30 minute lessons)	\$35.00	\$40.00
Doggy Days of Summer(Pre-registration, day of event)	\$5, \$10	\$6,\$11
Pool Rental per hour	\$70 per hour 2 hr. minimum, 30 person maximum (add \$10.00)	\$75 per hour 2 hr. minimum, 30 person maximum
	Additional \$25 for 31-45 people	No change
	Additional \$50 for 46-100 people	No change
Pool Rental per hour – non-profit	\$60 per hour 2 hr. minimum, 30 person maximum	\$65 per hour 2 hr. minimum, 30 person maximum
	Additional \$25 for 31-45 people	No change
	Additional \$50 for 46-100 people	No change

SECTION 2: The Logansport Parks & Recreation Board is authorized to offer free swimming days to the public as is appropriate.

**Parks Board Resolution 2023-08**  
**A Resolution of the Logansport Parks and Recreation Board**  
**Amending Program Activity Fees & Facility Rental Fees**  
**Page 2 of 5**

SECTION 3: The following merchandise & concessions shall be collected for various purchases remitted to the Clerk-Treasurer for deposit into the Parks Non-Reverting Operating Fund, Merchandise Sales:

Program or Service	Current	Proposed
Bottled Soft Drinks	\$2.00	No change
Canned Soft Drinks	\$1.00	No change
Merchandise & Concessions:		
Sunscreen	\$2.00	No change
Little Swimmers Diapers	\$2.00	No change
Concessions	\$0.50 - \$2.50	No change

SECTION 4: The following merchandise & concessions shall be collected for various purchases remitted to the Clerk-Treasurer for deposit into the Parks Non-Reverting Operating Fund.

Program or Service	Current	Proposed
Galentine's Day	\$25.00	\$27.00
Puzzle Palooza	\$20.00	\$22.00
Daddy/Daughter Dance	\$25/couple, \$5 /add'l child	\$27/couple, \$6/add'l child
Mother/Son Nerf War	\$20.00/ couple	\$22.00/ couple
Breakfast with Santa	\$5/child, \$8 /adult	\$6/child,\$8 /adult
Jr. Golf Camp	\$35.00	\$50.00
Tennis Lessons	\$35.00	\$40.00
Art Classes	\$35.00	\$37.00
Yoga in the Park	\$35.00	\$50.00
Mobile Vendor Single Use	\$40.00	\$40.00
Mobile Vendor 6-Month Use	\$150.00	\$200.00

SECTION 5: When a special event operates activity areas during an event (e.g., July 4<sup>th</sup> inflatable), the Parks Administrator is authorized to determine the number of Special Event Activity Tickets required to offset the cost of operating each activity area. Park Staff will sell activity tickets for which operators will collect the required number of tickets for that specific activity. The total of these funds collected will be remitted to the Clerk-Treasurer for deposit into the Parks Non-Reverting Operating Fund.

SECTION 6: A supply fee will be utilized to cover the cost of materials purchased for a specific program. The supply fee will be added to the program fee and remitted to the Clerk-Treasurer for deposit into the Parks Non-Reverting Operating Fund. On behalf of the Parks Board, the Parks Administrator is authorized to set a supply fee as necessary.

**Parks Board Resolution 2023-08**  
**A Resolution of the Logansport Parks and Recreation Board**  
**Amending Program Activity Fees & Facility Rental Fees**  
**Page 3 of 5**

**SECTION 7:** As new programs are created, program fees will be authorized by the Logansport Parks Board based on the following expenses: Instructor fee, cost of supplies, use of the facility, and the cost of promoting the program. The Parks Administrator will recommend the program fee based on the aforementioned criteria as needed.

**SECTION 8:** In the event a resident of the City of Logansport is unable to pay the specific youth program fee, the Logansport Parks & Recreation Board authorizes the Parks Administrator to waive the program fee, provided the following requirements are met prior to participation in the program or activity:

- Parent/guardian has completed a scholarship application that has been reviewed and approved by the Parks Administrator;
- The youth applicant has been verified as living inside the boundary of the Logansport Community School Corporation;
- The Parks Administrator has the applicant's documentation on file verifying and supporting the applicant's request for waiver fees.

**SECTION 9:** A private party which requests exclusive use of Parks Department facilities, shall pay the fees as identified in "Exhibit A", "Proposed 2024 Facility Rental Fees."

**SECTION 10:** Residents & non-residents are being assessed the same rental fee. A discount for facility rentals shall be offered to those non-profits of the City of Logansport that can provide proof of their tax-exempt status.

**SECTION 11:** Benches, & bleachers are not available for rental activities. Indoor tables & chairs will only be available for rent in the facilities they are located in. As specified in Exhibit A, rental of picnic tables are only available for public events.

**SECTION 12:** Rentals are available only during park operating hours of 8:00 am – 10:00 pm. Any exceptions to those hours must be approved by the Logansport Parks Administrator.

**SECTION 13:** That rental fees shall be collected at the Logansport Parks & Recreation Department office at the Penman Service Center at 1701 Dividend Dr. Logansport. Fees shall then be received by the Clerk-Treasurer and deposited in the Parks Non-Reverting Park Operating Fund to be utilized within the annual budget.

**SECTION 14:** The Logansport Parks & Recreation Department will honor credit cards as prescribed by the Clerk-Treasurer's procedures for payment of the aforementioned fees related to programs, activities and facility rentals as provided by the Logansport Parks & Recreation Department.

**SECTION 15:** That refunds in regards to any Logansport Parks & Recreation Department fees for season tickets, trail fees, rentals, activities or programs (including those at the Municipal Pool or Municipal Golf Course) may be made with the authorization of the Parks Administrator. A full refund less a cancellation fee will be issued when the following requirements are met:



Parks Board Resolution 2023-08  
A Resolution of the Logansport Parks and Recreation Board  
Amending Program Activity Fees & Facility Rental Fees  
Page 4 of 5

- A written, signed request has been received by the Parks Administrator, from the participant requesting a program or activity refund; AND
- The program/activity has not been held.
- Cancellation fees for paid activities will be at the rate of \$10.00; Cancellation fees for facility rentals will be \$10.00 for cancellations greater than 30 days, and 50% for less than 30 days. Security deposits will be refunded in full.
- There is no refund for waived fees.


SECTION 16: That this resolution supersedes Resolution 2021-17 in its entirety and all other resolutions, or parts thereof in conflict with the provisions and intent of this resolution. Any provision in previous Parks Board resolutions that is inconsistent with any provision in this resolution is hereby repealed.

SECTION 17: That this revised resolution shall be in full force and effect beginning in the calendar year of 2024 after its passage by the Logansport Parks & Recreation Board and passage by the Logansport Common Council.

**PASSED AND RESOLVED BY THE LOGANSPORT PARKS & RECREATION BOARD** this 13<sup>th</sup> day of September, 2023 with 5 in favor and 0 opposed.



Dave Smith, President




Jason Crittendon, Vice President



Ammon Tuitavuki, Secretary



Mike McCord, Member &  
School Board Representative



Sam Tocco, Member

ATTEST:



Janet E. Fawley, Parks Administrator

**Parks Board Resolution 2023-08**  
**A Resolution of the Logansport Parks and Recreation Board**  
**Amending Program Activity Fees & Facility Rental Fees**  
**Page 5 of 5**

"Exhibit A"

Park/Facility	Period of Use	Deposit	2022 Fee	w/Non-Profit Discount
<b>All Outdoor Open Air Pavilions</b>	Full Day	None	\$90.00	\$70.00
•Dykeman Park	Hourly	None	\$22.00	\$20.00
•Fairview Park (Upper and Lower)	Hourly	None	\$22.00	\$20.00
•Huston Park	Hourly	None	\$22.00	\$20.00
•Muehlhausen	Hourly	None	\$22.00	\$20.00
•McCord Pavilion (Riverside)	Hourly	None	\$22.00	\$20.00
•Spencer Park Lower Pavilion	Hourly	None	\$22.00	\$20.00
•Spencer Park Upper Pavilions and Gazebo	Hourly	None	\$20.00	\$18.00
<b>Muehlhausen Park (formerly Tower Park)</b>				
<b>Pool Rental 2 hours (30 people or under)</b>	2 Hour	None	\$75.00	\$65.00
<b>Pool Rental (Additional Lifegaurds) (31-45 people)</b>			Additional \$25.00	Additional \$25.00
<b>Pool Rental (Additional Lifegaurds) (46-100 people)</b>			Additional \$50.00	Additional \$50.00
<b>Penman Service Center-Community Room</b>	Hourly	\$100.00	\$40.00	\$30.00
<b>Riverside Park</b>				
<b>McHale Complex</b>				
Choose a 4 Hour Block: A) 8-12p B) 1-5p C) 6-10p	4 hours	\$125.00	\$210.00	\$175.00
Any 4 hour period on weekdays from 8 a.m.-5 pm	4 hours	\$125.00	\$150.00	\$120.00
Full Day	8 am - 10 pm	\$125.00	\$500.00	\$375.00
<b>Basketball Court (per court)</b>	Full Day	None	\$90.00	\$70.00
	Hourly	None	\$20.00	\$18.00
<b>Pickleball Court (per court)</b>	Full Day	None	\$90.00	\$70.00
	Hourly	None	\$20.00	\$18.00
<b>Cornhole Courts (Minimum 2 hours)</b>	Hourly		\$10.00	\$10.00
<b>Bean Bag Rental (included)</b>	Hourly	\$10.00		
<b>Picnic Table Rental Fee for public events</b>	Full Day	\$10.00/table		
<b>Little Turtle Waterway</b>				
Choose a 4 Hour Block: A) 8-12p B) 1-5p C) 6-10p	Hourly	\$210.00	\$210.00	\$175.00
	Full Day	\$210.00	\$570.00	\$390.00
<b>SPECIAL EVENTS WITH ALCOHOL</b>	Full Day	\$250.00	\$250.00	\$250.00
<b>WHOLE DAY PARK RENTALS</b>			\$570.00	\$390.00
<b>FULL DAY PAVILION OR WHOLE DAY PARK RENTALS ARE FROM 8:00 AM - 10:00 PM</b>				

# SURVEYS

---

DYKEMAN GOLF COURSE SURVEY	194
STATISTICALLY VALID SURVEY	207
YOUTH SURVEY RESULTS	328
ONLINE PUBLIC INPUT SURVEY	370



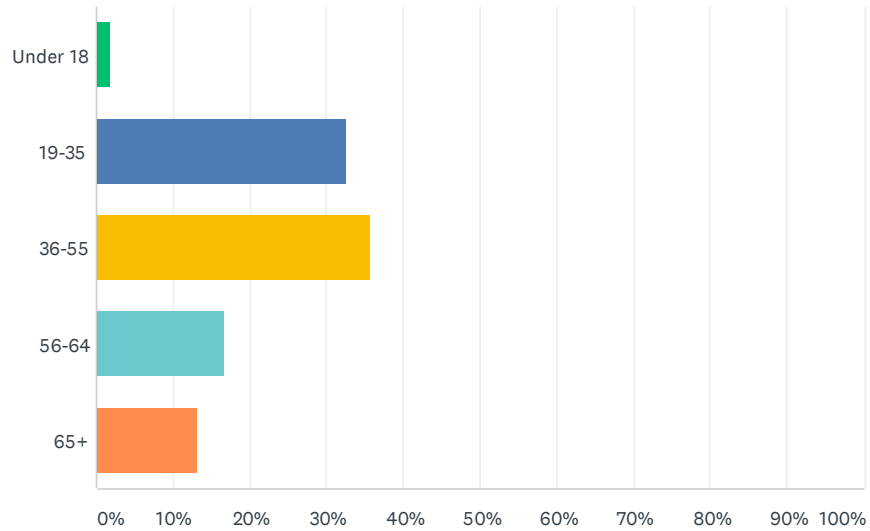
# DYKEMAN GOLF COURSE SURVEY

Dykeman Golf Course Survey

SurveyMonkey

## Q1 What is your age?

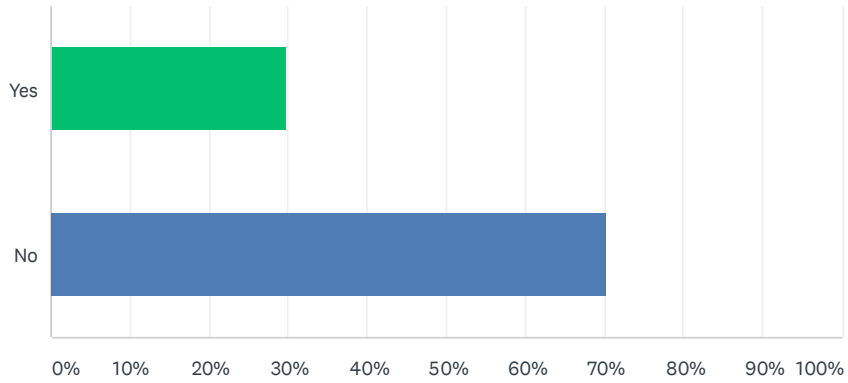
Answered: 168 Skipped: 1



ANSWER CHOICES	RESPONSES
Under 18	1.79% 3
19-35	32.74% 55
36-55	35.71% 60
56-64	16.67% 28
65+	13.10% 22
TOTAL	168

## Q2 Are you a member / season pass holder at Dykeman Park Golf Course?

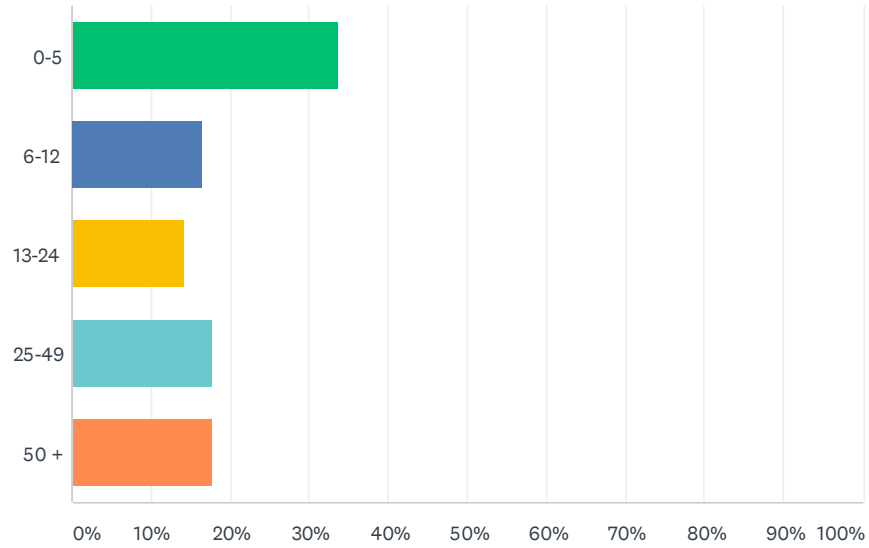
Answered: 168 Skipped: 1



ANSWER CHOICES	RESPONSES	
Yes	29.76%	50
No	70.24%	118
TOTAL		168

### Q3 How many times per year do you visit Dykeman Park Golf Course?

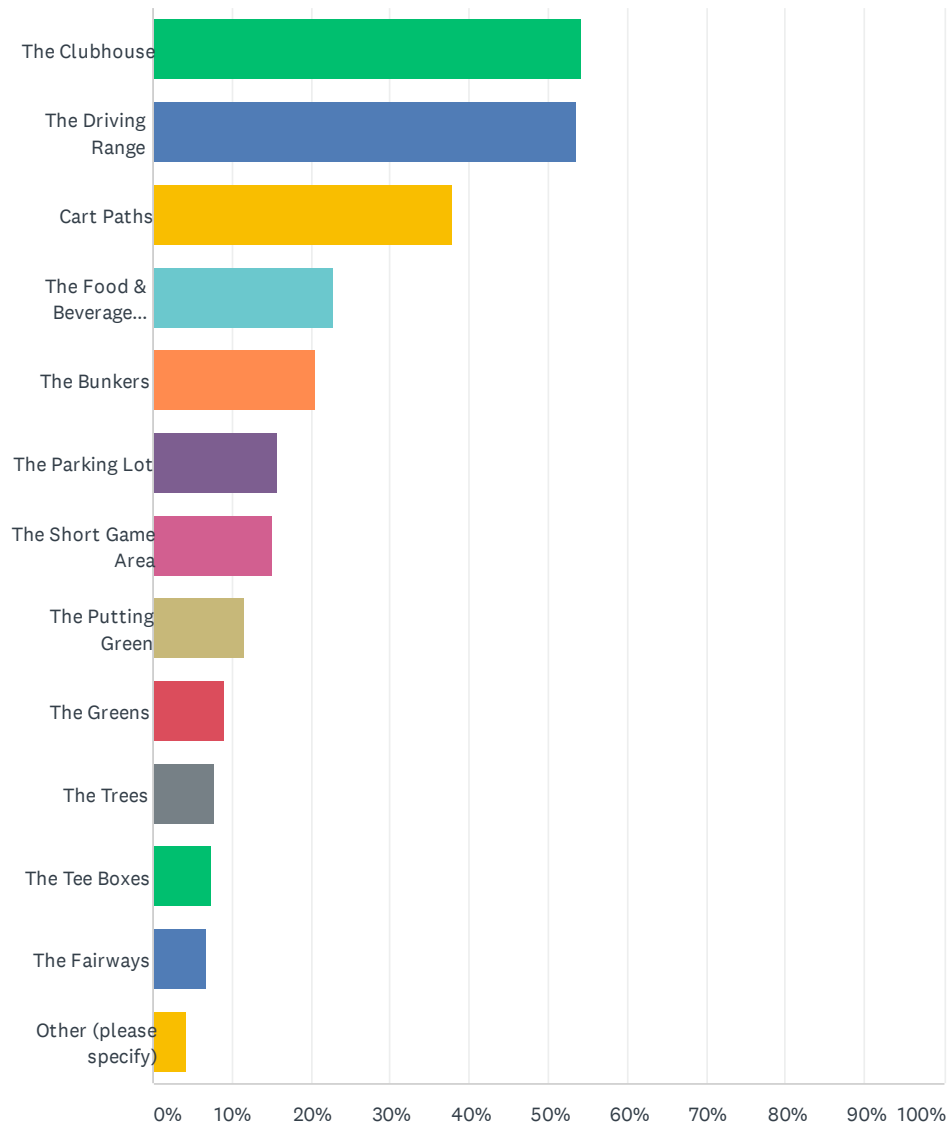
Answered: 169 Skipped: 0



ANSWER CHOICES	RESPONSES	
0-5	33.73%	57
6-12	16.57%	28
13-24	14.20%	24
25-49	17.75%	30
50 +	17.75%	30
<b>TOTAL</b>		<b>169</b>

### Q4 What would you like to see improved at Dykeman Golf Course? (Choose 3)

Answered: 166 Skipped: 3

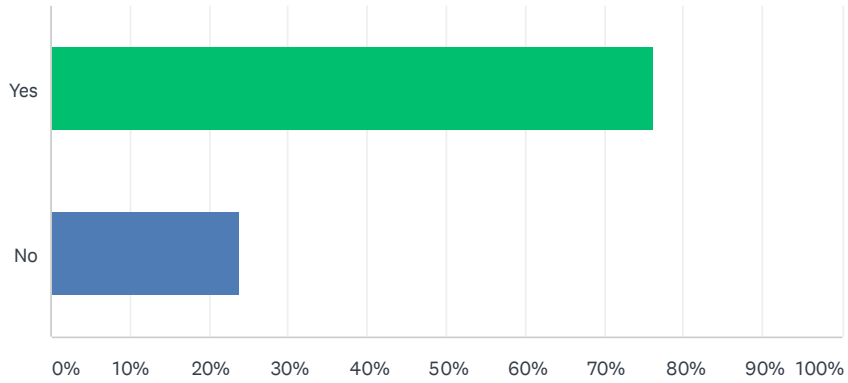


ANSWER CHOICES	RESPONSES	
The Clubhouse	54.22%	90
The Driving Range	53.61%	89
Cart Paths	37.95%	63
The Food & Beverage Choices	22.89%	38
The Bunkers	20.48%	34
The Parking Lot	15.66%	26
The Short Game Area	15.06%	25
The Putting Green	11.45%	19
The Greens	9.04%	15
The Trees	7.83%	13
The Tee Boxes	7.23%	12
The Fairways	6.63%	11
Other (please specify)	4.22%	7
Total Respondents: 166		

#	OTHER (PLEASE SPECIFY)	DATE
1	sand traps	7/16/2021 7:55 PM
2	Trim trees hole 6, 7 10,	7/16/2021 11:54 AM
3	Need a sit down bar in the née clubhouse	7/14/2021 8:15 AM
4	More Water hazzards	7/13/2021 10:42 PM
5	Equipment for sale	7/13/2021 10:04 PM
6	Staff	7/13/2021 7:04 PM
7	Add water hazards	7/13/2021 3:11 PM

### Q5 Would you play golf year round if you had local access to a simulator?

Answered: 167 Skipped: 2

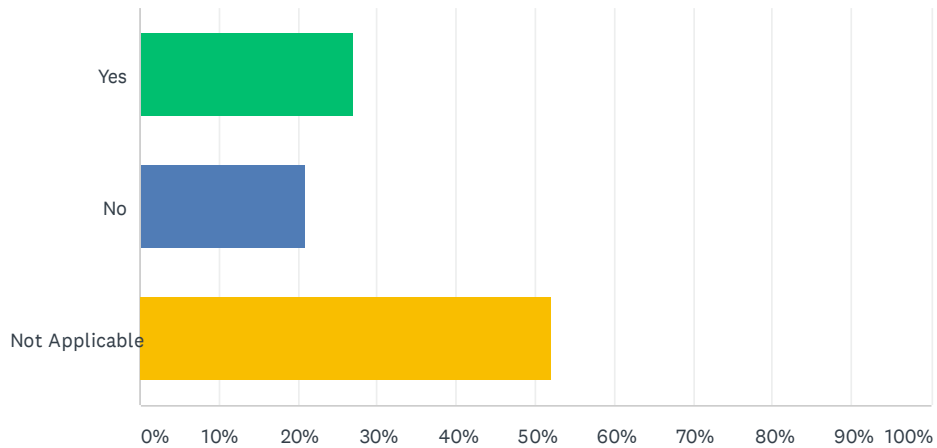


ANSWER CHOICES	RESPONSES	
Yes	76.05%	127
No	23.95%	40
TOTAL		167



### Q6 Would your business utilize a meeting space located at Dykeman Golf Course?

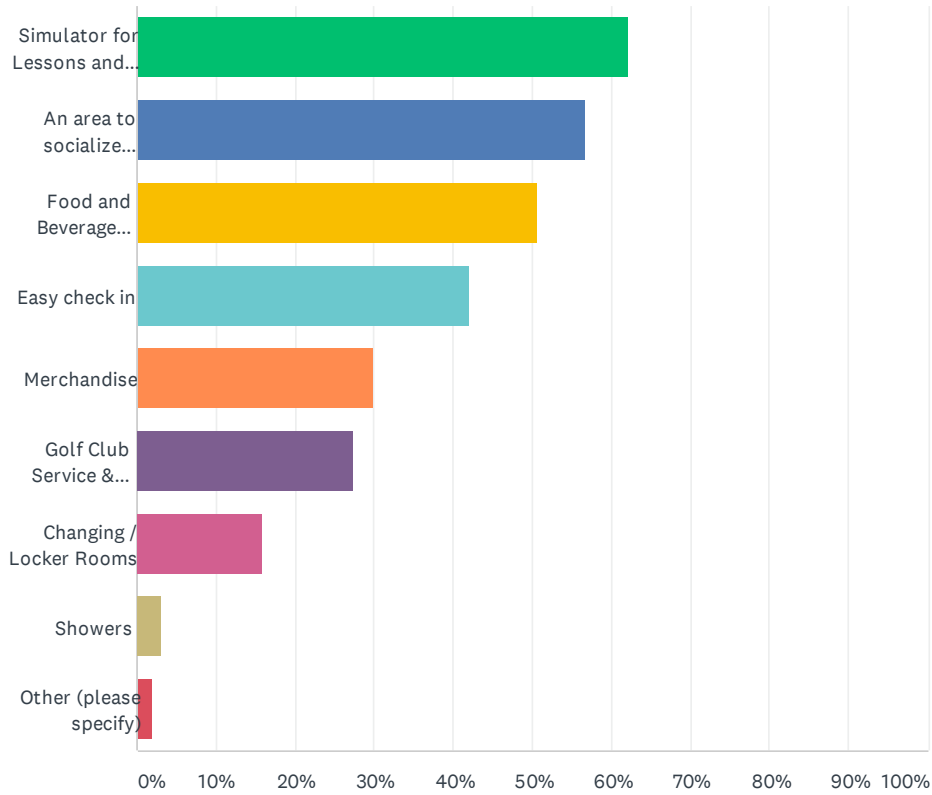
Answered: 163 Skipped: 6



ANSWER CHOICES	RESPONSES	
Yes	26.99%	44
No	20.86%	34
Not Applicable	52.15%	85
TOTAL		163

### Q7 What features of a clubhouse would be most important/beneficial to you? (Choose 3)

Answered: 164 Skipped: 5



ANSWER CHOICES	RESPONSES	
Simulator for Lessons and Winter Time Play	62.20%	102
An area to socialize before/after a round of golf	56.71%	93
Food and Beverage Offerings	50.61%	83
Easy check in	42.07%	69
Merchandise	29.88%	49
Golf Club Service & Repair	27.44%	45
Changing / Locker Rooms	15.85%	26
Showers	3.05%	5
Other (please specify)	1.83%	3
Total Respondents: 164		

#	OTHER (PLEASE SPECIFY)	DATE
---	------------------------	------

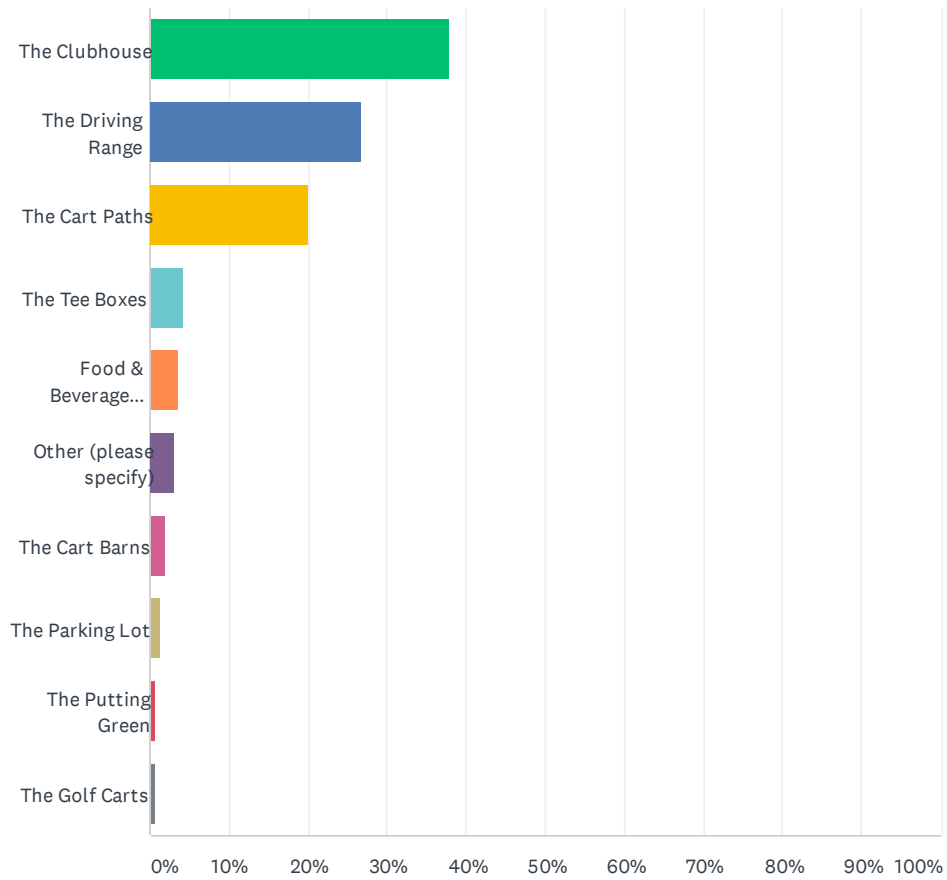
## Dykeman Golf Course Survey

SurveyMonkey

1	Make it nice	7/14/2021 8:44 PM
2	Cleaner more modern look and feel	7/14/2021 9:29 AM
3	Staff	7/13/2021 7:04 PM

### Q8 If you could choose ONE thing to improve at Dykeman Golf Course it would be:

Answered: 164 Skipped: 5

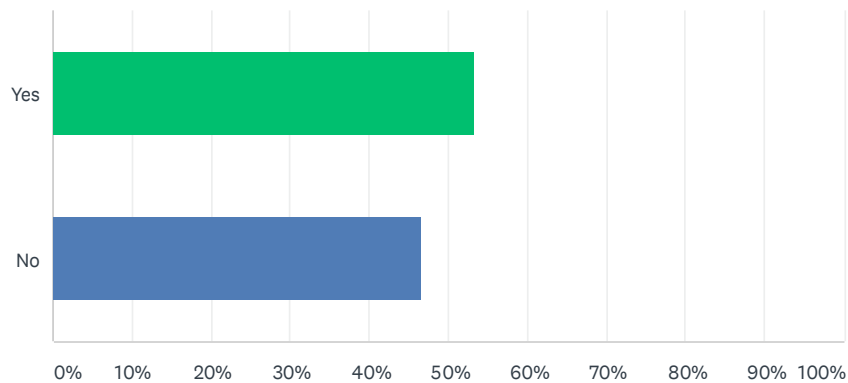


ANSWER CHOICES	RESPONSES	
The Clubhouse	37.80%	62
The Driving Range	26.83%	44
The Cart Paths	20.12%	33
The Tee Boxes	4.27%	7
Food & Beverage Choices	3.66%	6
Other (please specify)	3.05%	5
The Cart Barns	1.83%	3
The Parking Lot	1.22%	2
The Putting Green	0.61%	1
The Golf Carts	0.61%	1
<b>TOTAL</b>		<b>164</b>

#	OTHER (PLEASE SPECIFY)	DATE
1	Tree trimming	7/16/2021 11:54 AM
2	The golf course that's not one of your picks that needs more work Some have bare spots on them	7/14/2021 8:22 PM
3	The sale of clubs	7/14/2021 4:42 PM
4	Staff	7/13/2021 7:04 PM
5	More fairway Bunkers	7/13/2021 3:11 PM

### Q9 Would you be willing to make a financial contribution to a capital campaign, to raise funds for the construction or renovation of the existing facilities and golf course?

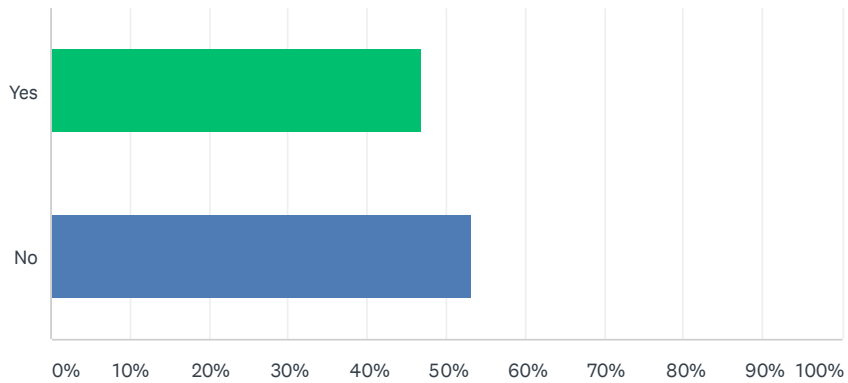
Answered: 165 Skipped: 4



ANSWER CHOICES	RESPONSES	
Yes	53.33%	88
No	46.67%	77
TOTAL		165

Q10 would you be willing to make an in-kind donation (labor, materials, supplies, time....) for the construction or upgrade of the course facilities?

Answered: 164 Skipped: 5



ANSWER CHOICES	RESPONSES	
Yes	46.95%	77
No	53.05%	87
TOTAL		164



# STATISTICALLY VALID SURVEY

**2023**

**City of Logansport, Indiana**

**Parks and Recreation Needs Assessment Survey**

**Findings Report**





# Contents

<b>Section 1: Executive Summary.....</b>	<b>4</b>
<b>Section 2: Charts and Graphs.....</b>	<b>14</b>
<b>Section 3: Priority Investment Rating .....</b>	<b>52</b>
<b>Section 4: National Benchmarks.....</b>	<b>60</b>
<b>Section 5: Tabular Data.....</b>	<b>68</b>
<b>Section 6: Survey Instrument.....</b>	<b>113</b>



# Executive Summary

---

# 2023 City of Logansport Parks and Recreation Needs Assessment Survey Executive Summary

---

## Overview

ETC Institute administered a Parks and Recreation Needs Assessment Survey for the City of Logansport during the months of winter 2023. The survey will help the City of Logansport Parks and Recreation Department determine park and recreation priorities for the community.

## Methodology

ETC Institute mailed a survey packet to a random sample of households in the City of Logansport. Each survey packet contained a cover letter, a copy of the survey, and a postage-paid return envelope. Residents who received the survey were given the option of returning the survey by mail or completing it online at *LogansportParksSurvey.org*.

After the surveys were mailed, ETC Institute followed up with residents to encourage participation. To prevent people who were not residents of Logansport from participating, everyone who completed the survey online was required to enter their home address prior to submitting the survey. ETC Institute then matched the addresses that were entered online with the addresses that were originally selected for the random sample. If the address from a survey completed online did not match one of the addresses selected for the sample, the online survey was not included in the final database for this report.

The goal was to complete a minimum of 300 completed surveys from city residents. The goal was met with 303 completed surveys collected. The overall results for the sample of 303 households have a precision of at least +/-5.5 at the 95% level of confidence.

This report contains the following:

- Charts showing the overall results of the survey (Section 2)
- Priority Investment Rating (PIR) that identifies priorities for facilities and programs (Section 3)
- Benchmarks comparing data from Logansport to national averages (Section 4)
- Tabular data showing the overall results for all questions on the survey (Section 5)
- A copy of the survey instrument (Section 6)

The major findings of the survey are summarized on the following pages.

## City Parks, Properties, and Facilities

**Use of Parks, Properties, and Facilities:** Respondents were asked to indicate if their household had visited any of the 23 listed Logansport parks, properties, or facilities. The highest percentage of respondents visited Riverside Park (86%), Spencer Park (82%), and Huston Park (65%). Those respondents were then asked to rate their overall level of satisfaction with those items. Respondents were most satisfied (rating “satisfied” or “very satisfied”) with Huston Park (92%), Penman Service Center/Park Office (90%), and Muehlhausen Aquatic Center (90%). The four facilities respondents think are most important to their household are Riverside Park (70%), Spencer Park (59%), Huston Park (47%), and Little Turtle Waterway Trail (29%).

**Rating Condition of Facilities:** Respondents most often rated the physical condition of Logansport parks and recreation facilities as good (57%).

**Barriers to Use:** The top reasons respondents did not utilize Logansport parks and recreation facilities more often was because they did not feel safe using the parks/trails (41%), lack of features they wanted to use (36%), and lack of restrooms (35%).

## Logansport Parks and Recreation Programs

**Use of Programs:** Respondents were asked to indicate if their household participated in any Parks and Recreation programs during the past 2 years. Forty-three percent (43%) of respondents participated. Of those participants, 58% did 2-3 programs. Eighty-three percent (83%) of participant respondents rated the programs as either excellent (21%) or good (62%).

**Barriers to Participation.** Respondents were asked to select all the reasons they had not participated in Logansport recreation programs more during the past two years. Respondents most often listed that they didn’t know what was offered (54%) and being too busy/not interested (33%).

**Organizations Used.** Respondents were asked to select all the organizations that their household had used for recreation and sports activities during the last two years. Logansport Parks and Recreation (66%), River Bluff Trail (56%), and Cass County Dentzel Carousel (53%) were the most commonly used organizations.

**Ways Households Learn about Programs and Activities:** Respondents were asked to select all the ways they learned about Logansport Parks and Recreation programs and events. The highest number of respondents received communication via social media (62%), the Logansport parks website (51%), the local program recreation guide (38%), and newsletters/newspapers (38%). These were also the three methods respondents most prefer to learn about recreation programs and events from.



## Satisfaction, Value, Funding, and Improvements

**Agreement with Benefits** Respondents were asked to rate their agreement with 15 statements regarding potential benefits of parks and recreation services. Respondents most agreed (selecting “agree” or “strongly agree”) that park and recreation services improves household’s physical health and fitness (74%), preserves open space and protects the environment (72%), and is age-friendly and accessible to all age groups (67%).

**Overall Satisfaction and Willingness to Pay Additional Taxes:** Respondents were asked to rate their overall level of satisfaction with the value their household receives from Logansport Parks and Recreation. Most respondents (63%) said they feel somewhat satisfied (51%) or very satisfied (12%), 25% feel neutral, and 13% feel either dissatisfied (9%) or very dissatisfied (4%). The highest percentage of respondents (40%) feel willing (25%) or very willing (15%) to have their taxes or fees increased to improve parks and recreation, 32% feel neutral, and 28% feel either not willing (14%) or not at all willing (14%). Respondents most often thought their friends, family, and acquaintances would likely feel neutral (43%) about having to pay additional taxes or fees followed by not willing/not at all willing (32%).

**Perception Changes Due to COVID-19:** Respondents were asked to indicate to what extent their household’s perception of the value of parks, trails, open spaces, and recreation has changed given the COVID-19 Pandemic. Forty-three percent (43%) felt there was no change in their perception, 27% said it somewhat increased, and 24% said it significantly increased. Based on respondent’s perception of value, the highest number of respondents (54%) feel funding for parks and recreation should increase followed by 26% believing it should stay the same.

**Funding Allocation:** Respondents were asked to choose how they would allocate funds for parks and recreation if provided with a \$100 budget. By average allocated, improving/maintaining existing parks and recreation facilities (\$43.90) received the highest amount of funding followed by enhancing programs and services (\$20.92) and developing new walking and biking trails (\$15.48).

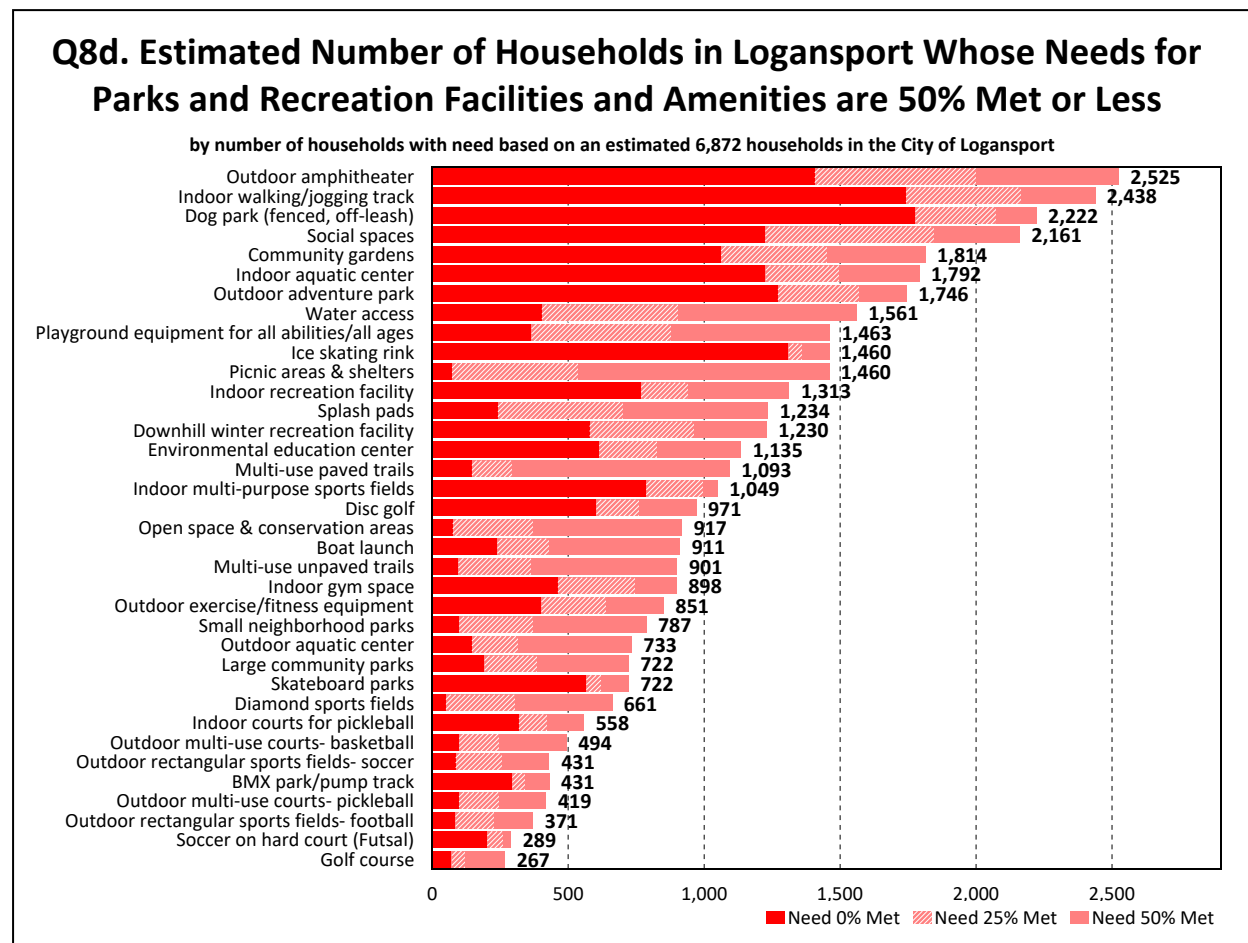
## Parks and Recreation Facilities and Amenities Needs and Priorities

**Facility/Amenity Needs:** Respondents were asked to identify if their household had a need for 36 parks and recreation facilities/amenities and to rate how well their needs for each were currently being met. Based on this analysis, ETC Institute was able to estimate the number of households in the community that had the greatest “unmet” need for various facilities/amenities.

The three parks and recreation facilities/amenities with the highest percentage of households that have an unmet need:

1. Outdoor amphitheater– 2,525 households
2. Indoor walking/jogging track – 2,438 households
3. Dog park (fenced, off-leash) – 2,222 households

The estimated number of households that have unmet needs for each of the 36 parks and recreation amenities assessed is shown in the chart below.

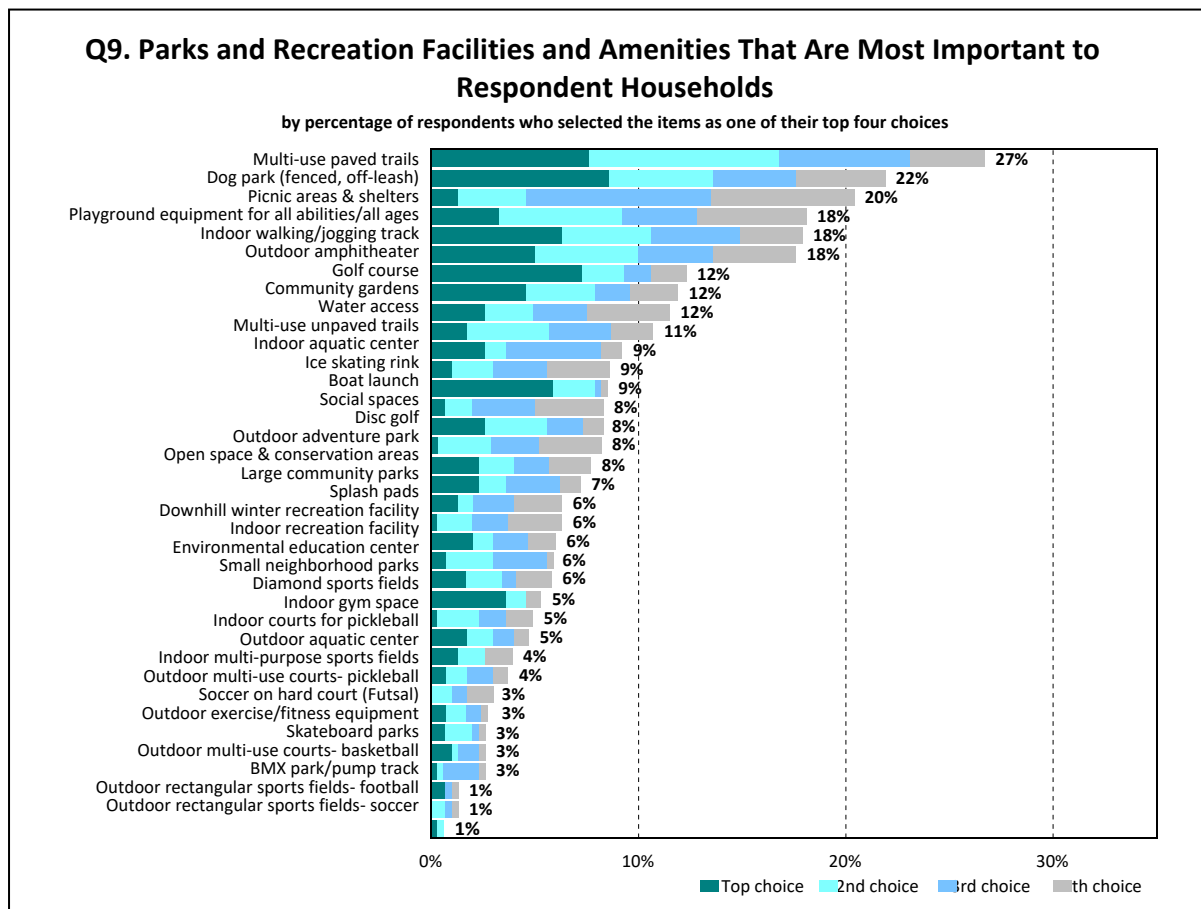




**Facilities and Amenities Importance:** In addition to assessing the needs for each parks and recreation facility and amenity, ETC Institute also assessed the importance that residents placed on each item. Based on the sum of respondents’ top four choices, these were the four facilities/amenities ranked most important to residents:

1. Multi-use paved trails (27%)
2. Dog park (fenced, off-leash) (22%)
3. Picnic areas & shelters (20%)
4. Playground equipment (18%), indoor walking/jogging tracks (18%), and outdoor amphitheater (18%)

The percentage of residents who selected each facility/amenity as one of their top four choices is shown in the chart below.

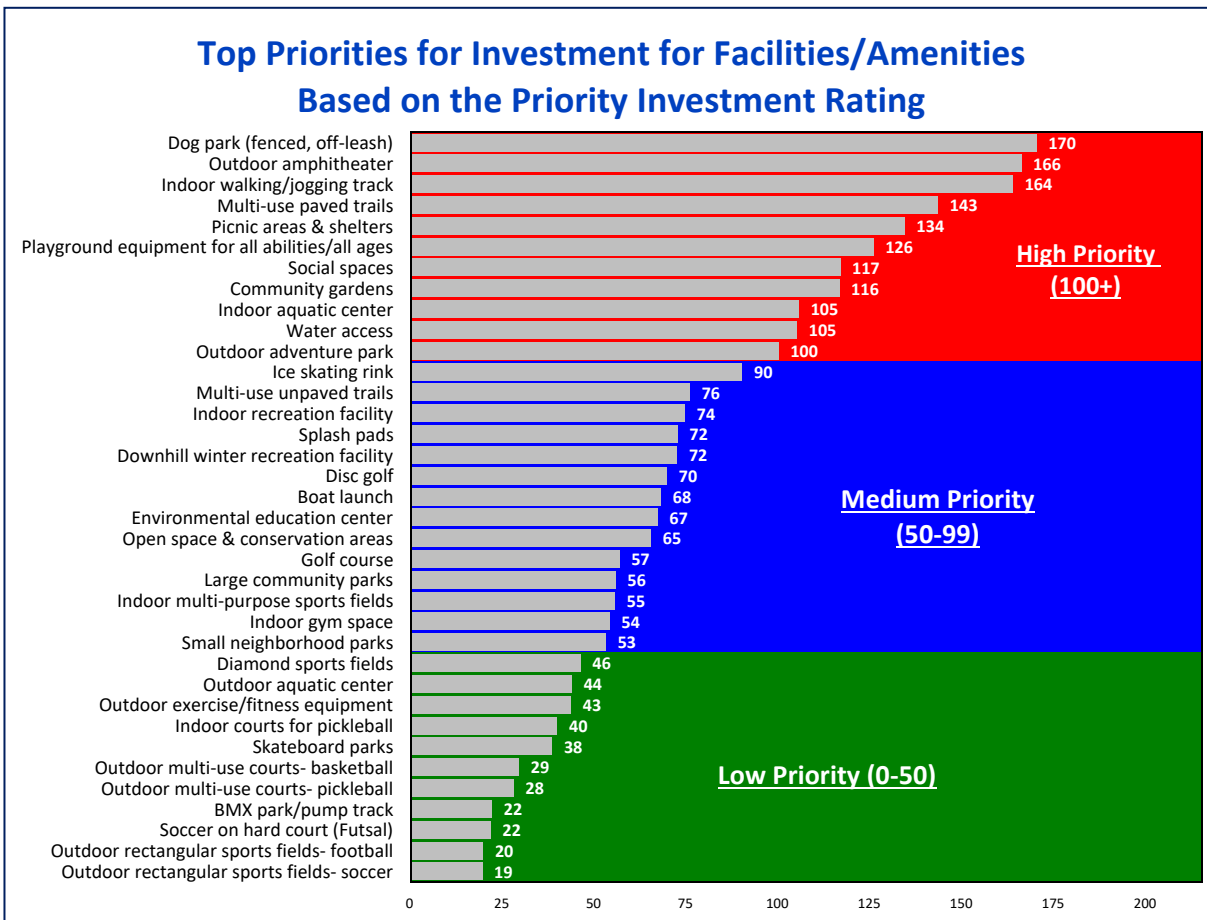


**Priorities for Facility Investments:** The **Priority Investment Rating (PIR)** was developed by ETC Institute to provide organizations with an objective tool for evaluating the priority that should be placed on recreation and parks investments. The Priority Investment Rating (PIR) equally weighs (1) the importance that residents place on amenities and (2) how many residents have unmet needs for the amenity. [ Details regarding the methodology for this analysis are provided in Section 3 of this report.]

Based the Priority Investment Rating (PIR), the following parks and recreation facilities/amenities were rated as high priorities for investment:

- Dog park (fenced, off-leash) (PIR= 170)
- Outdoor amphitheater (PIR= 166)
- Indoor walking/jogging track (PIR= 164)
- Multi-use paved trails (PIR= 143)
- Picnic areas & shelters (PIR= 134)
- Playground equipment for all abilities/all ages (PIR= 126)
- Social spaces (PIR= 117)
- Community gardens (PIR= 116)
- Indoor aquatic center (PIR= 105)
- Water access (PIR= 105)

The chart below shows the Priority Investment Rating for each of the 36 recreation facilities assessed on the survey.



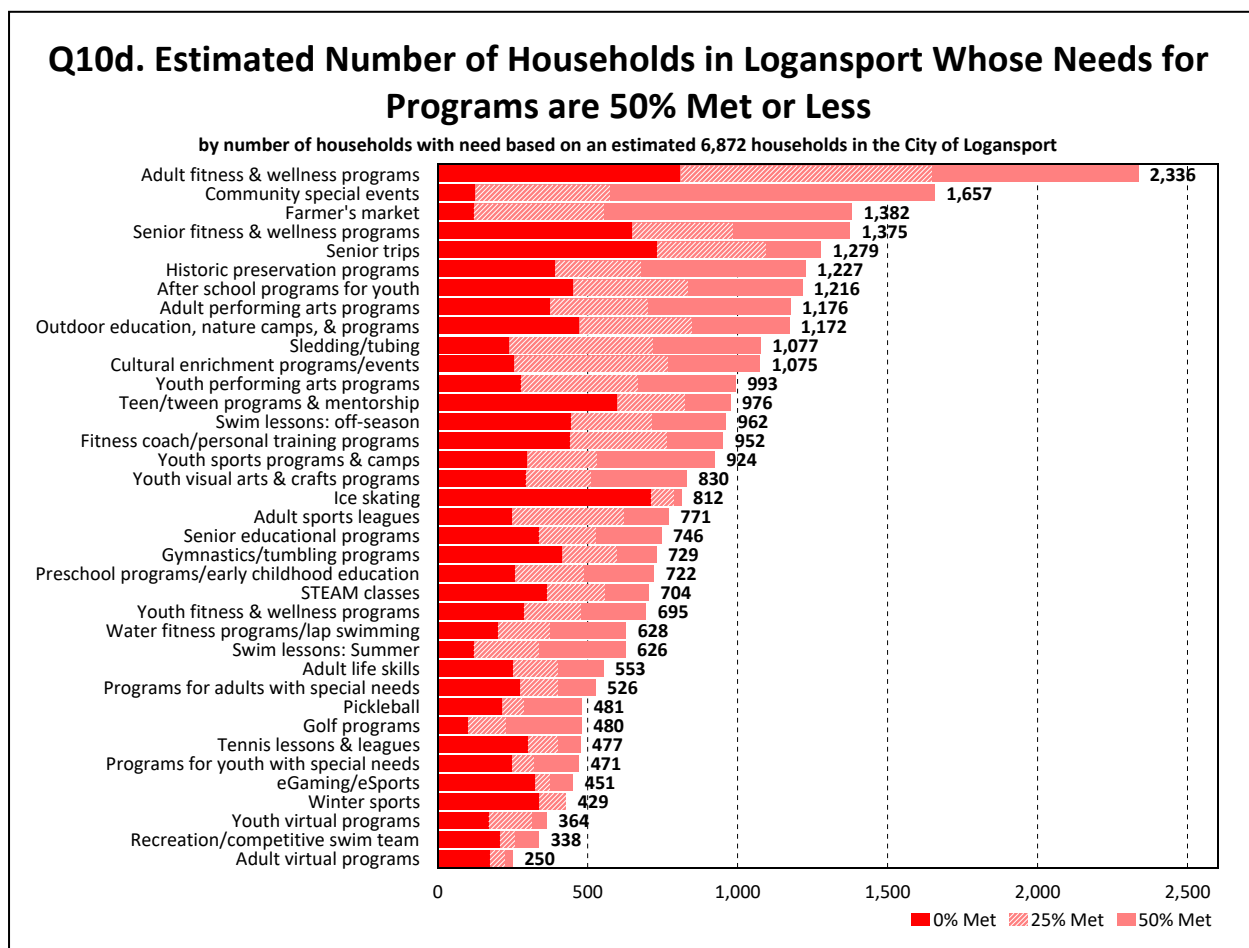
# Logansport Program Needs and Priorities

**Program Needs:** Respondents were asked to identify if their household had a need for 37 programs and to rate how well their needs for each were currently being met. Based on this analysis, ETC Institute was able to estimate the number of households in the community that had the greatest “unmet” need for various recreation programs.

The three programs with the highest percentage of households that have an unmet need:

1. Adult fitness and wellness programs – 2,336 households
2. Community special events – 1,657 households
3. Farmer’s market – 1,382 households

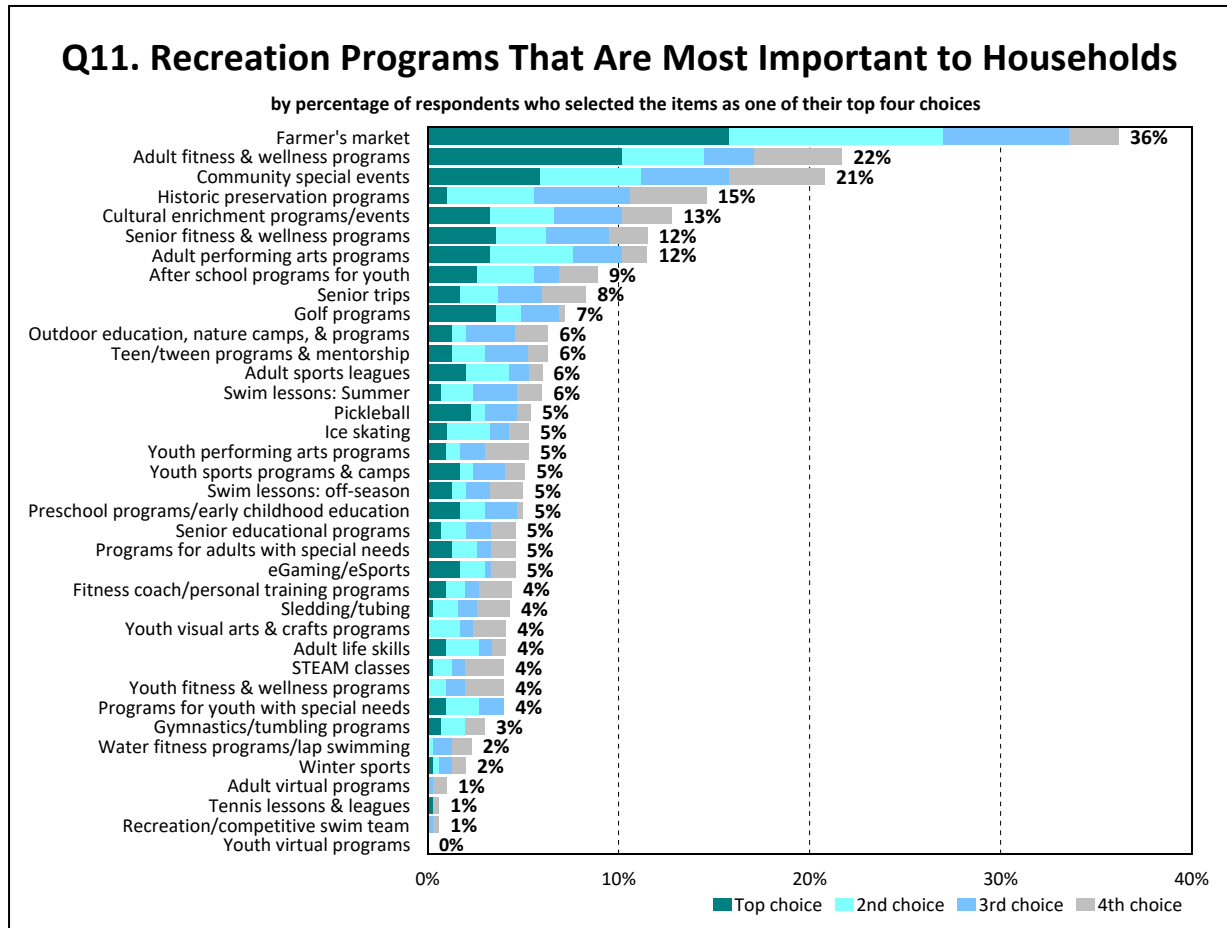
The estimated number of households that have unmet needs for each of the 37 parks and recreation programs assessed is shown in the chart below.



**Programs Importance:** In addition to assessing the needs for each program, ETC Institute also assessed the importance that residents placed on each item. Based on the sum of respondents' top four choices, these are the four most important programs to residents:

1. Farmer's market (36%)
2. Adult fitness & wellness programs (22%)
3. Community special events (21%)
4. Historic preservation programs (15%)

The percentage of residents who selected each program as one of their top four choices is shown in the chart below.

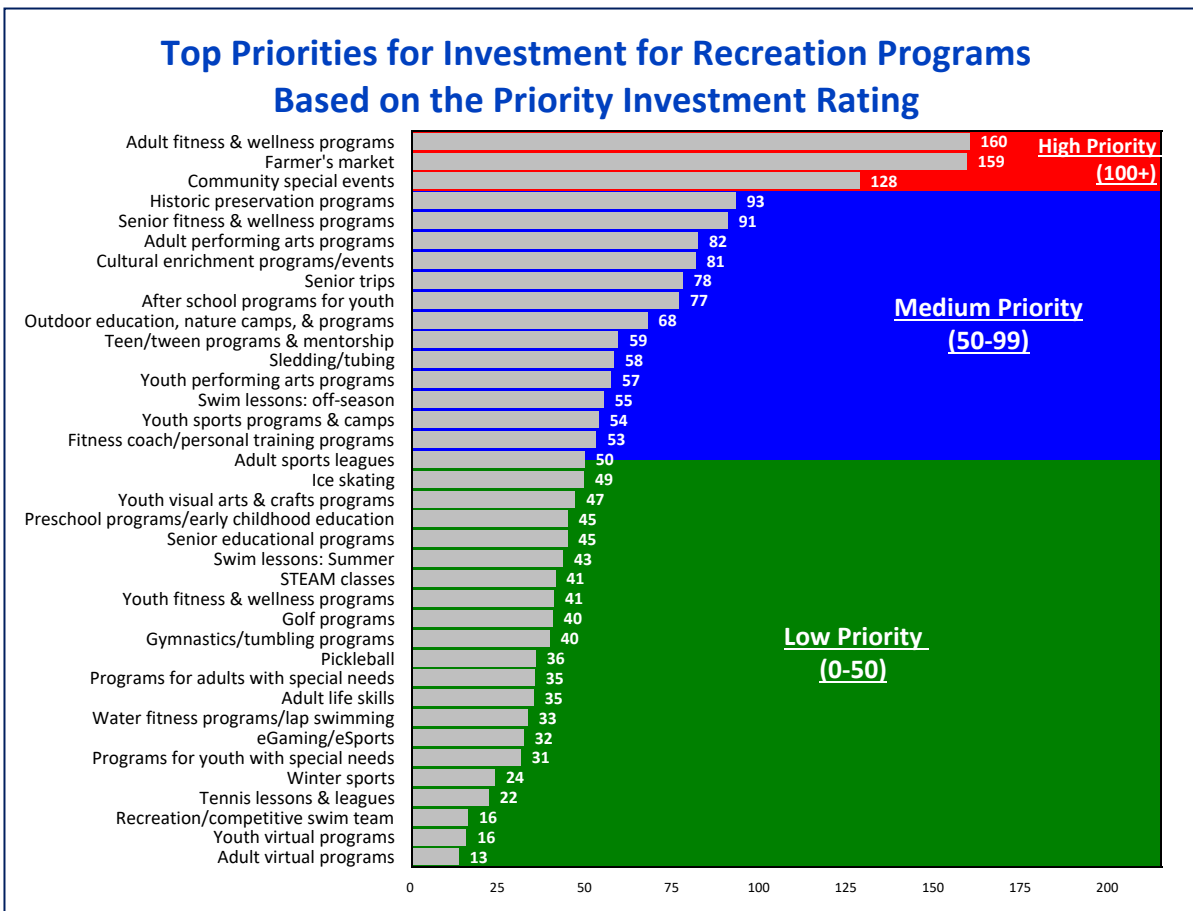


**Priorities for Program Investments:** The **Priority Investment Rating (PIR)** was developed by ETC Institute to provide organizations with an objective tool for evaluating the priority that should be placed on recreation and parks investments. The Priority Investment Rating (PIR) equally weights (1) the importance that residents place on each program and (2) how many residents have unmet needs for the program. [ Details regarding the methodology for this analysis are provided in Section 3 of this report.]

Based the Priority Investment Rating (PIR), the following Logansport programs were rated as high priorities for investment:

- Adult fitness & wellness programs (PIR=160)
- Farmer’s market (PIR=159)
- Community special events (PIR=128)

The chart below shows the Priority Investment Rating for each of the 37 programs assessed.

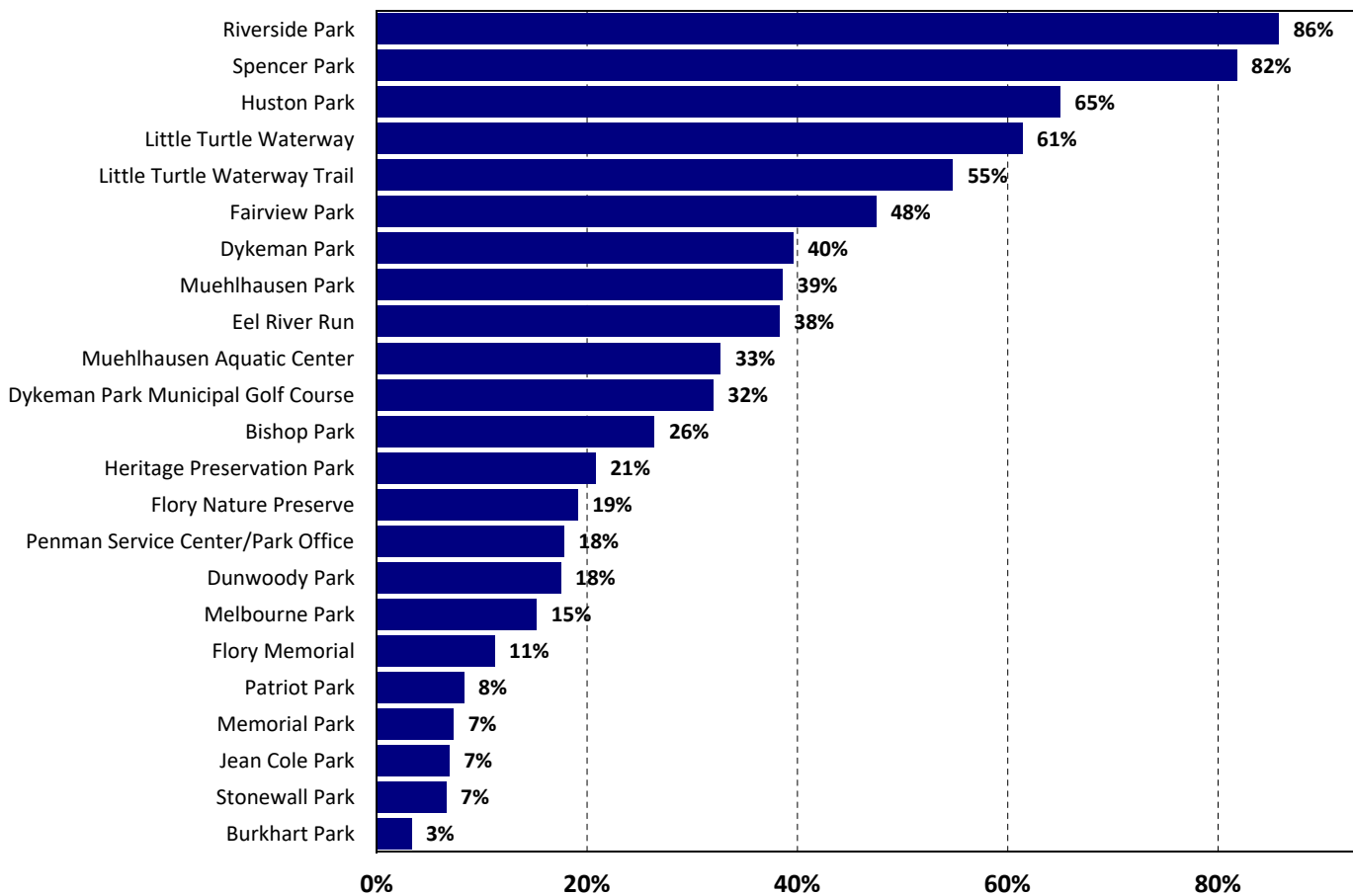


# 2

# Charts & Graphs

**Q1. Please indicate if you or any members of your household have used or visited any of the following parks, properties, and facilities within the City of Logansport**

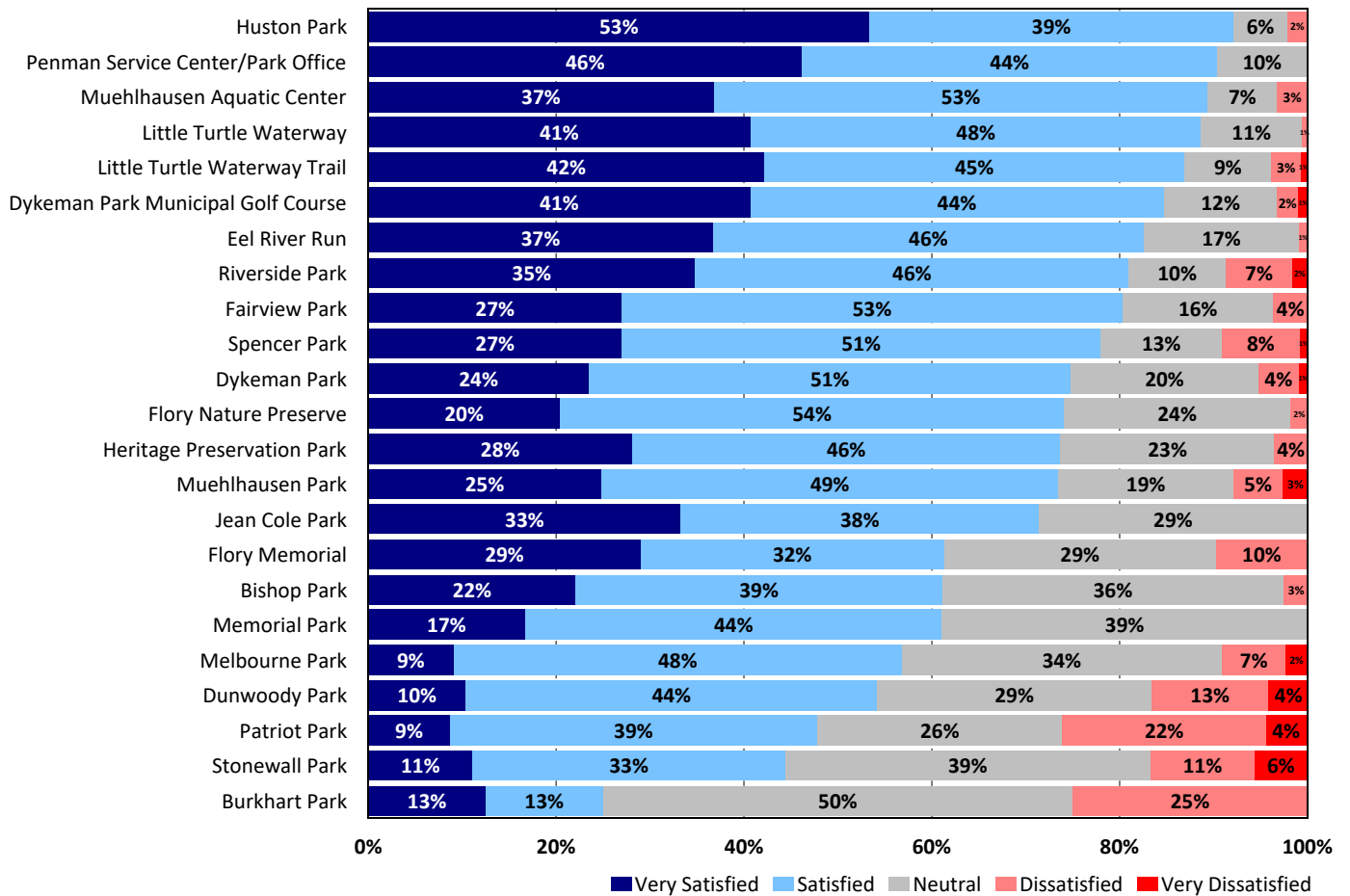
by percentage of respondents





### Q1. If "Yes," please indicate how you would rate your satisfaction with the items

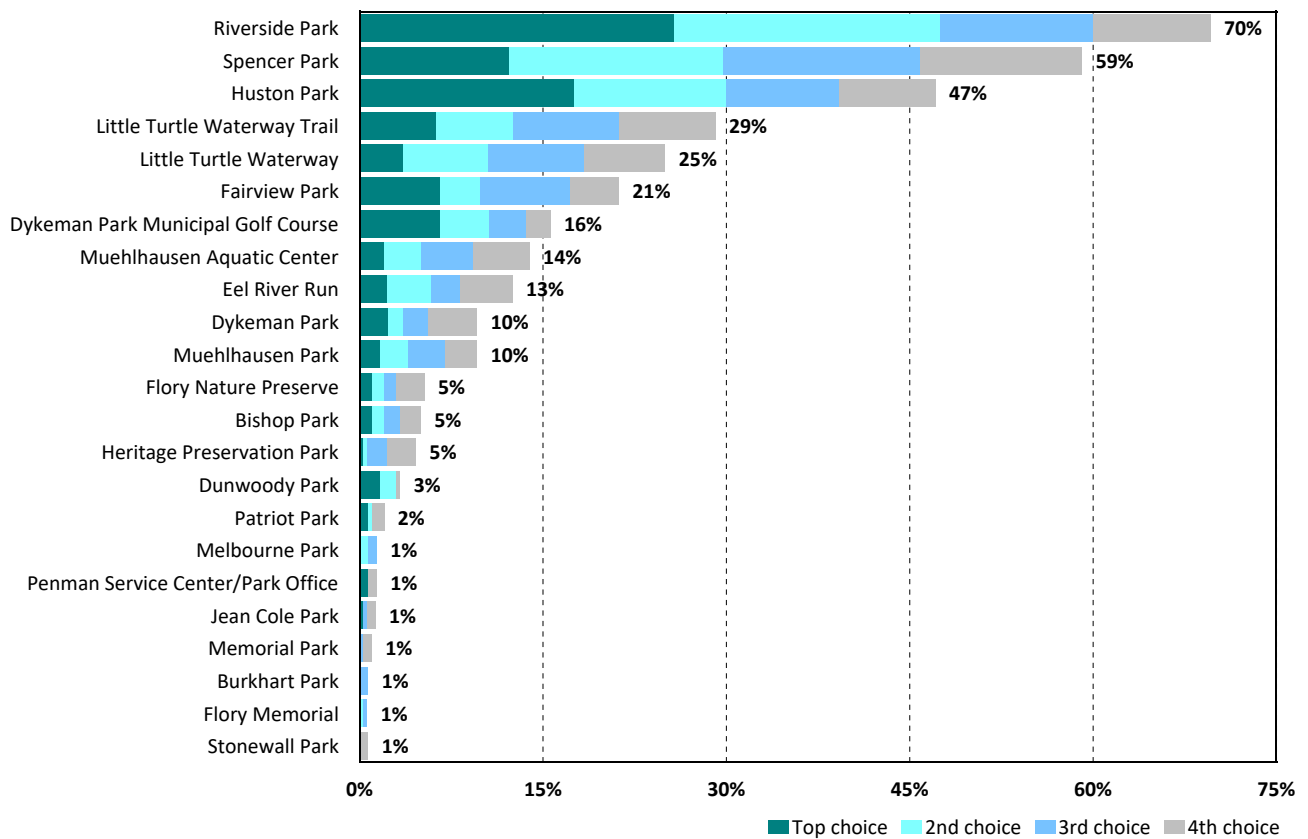
by percentage of respondents (excluding "not provided")



ETC Institute (2023)

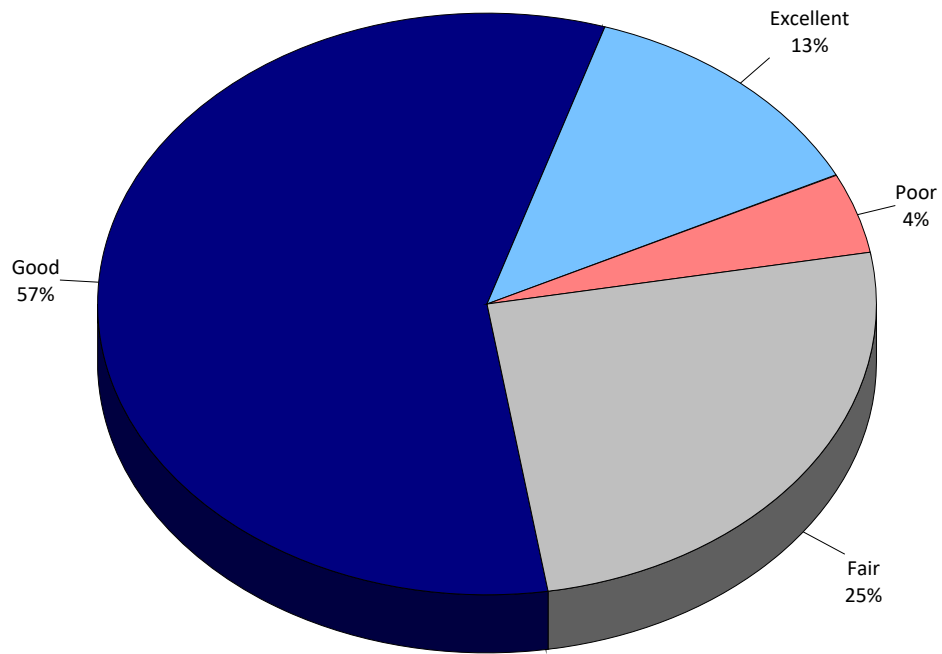
## Q2. Which FOUR parks, properties, and facilities areas listed in Question 1 are MOST IMPORTANT to you and members of your household?

by percentage of respondents who selected the items as one of their top four choices



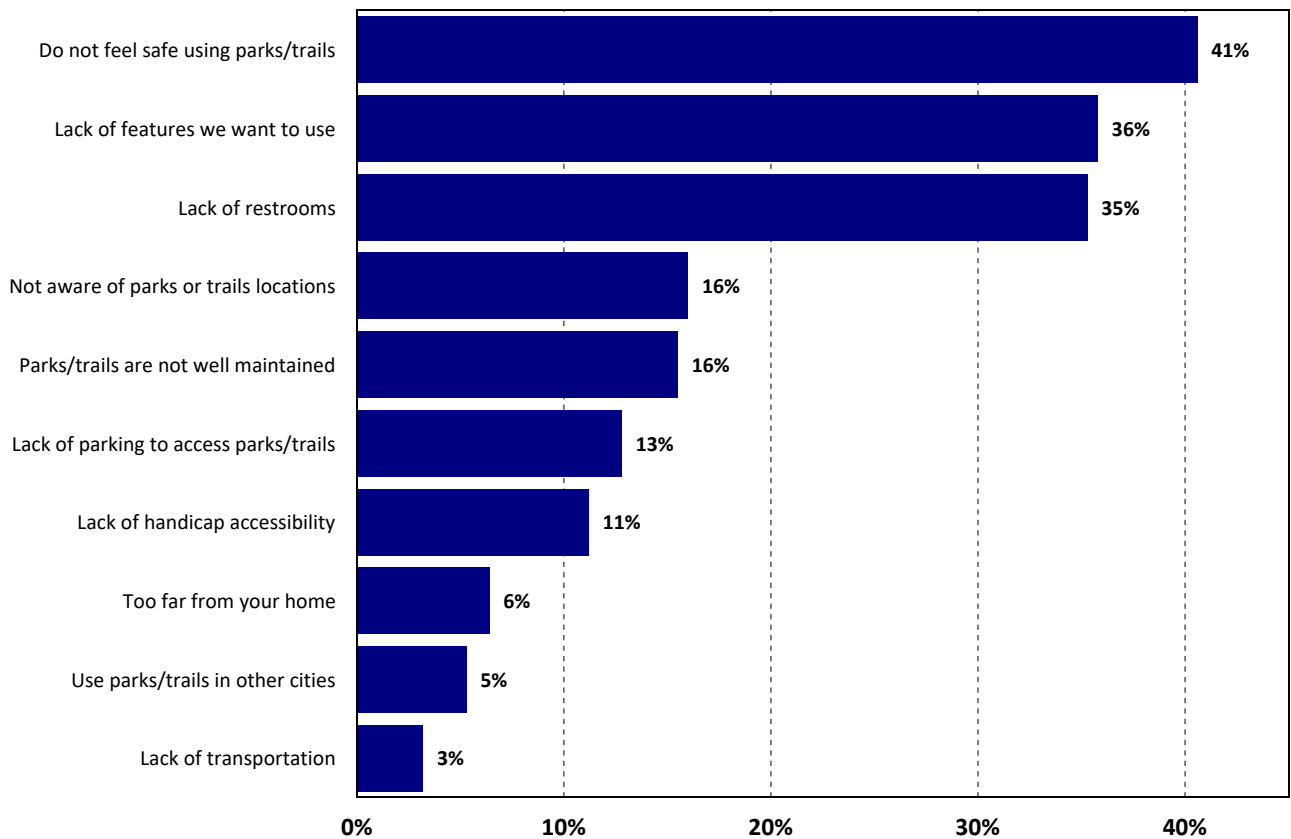
### Q3. Overall, how would you rate the physical condition of ALL the City of Logansport parks and recreation facilities you have visited?

by percentage of respondents (excluding "I have not visited any parks or recreation facilities")



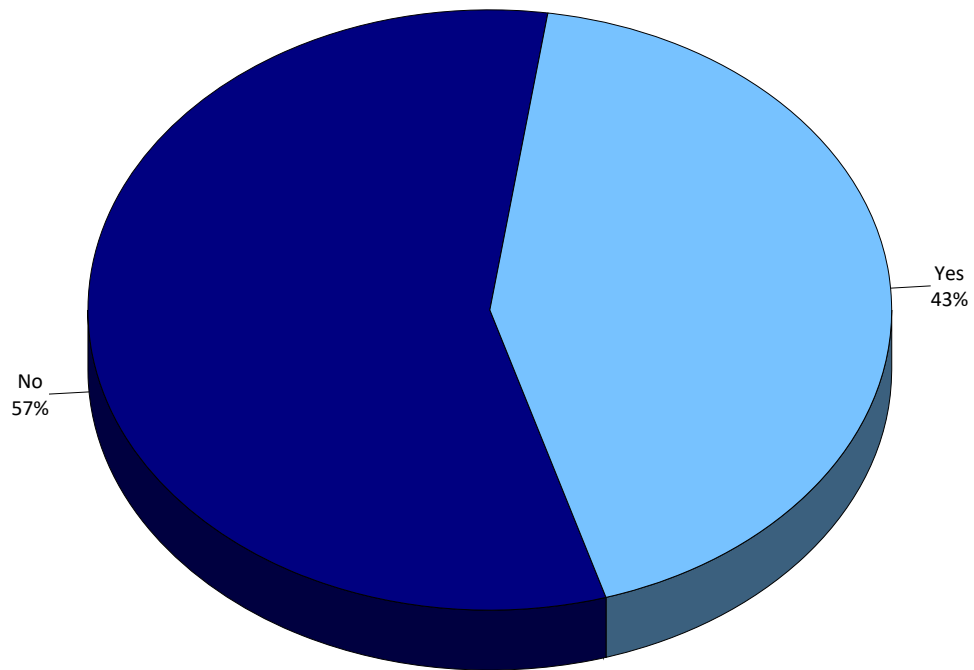
**Q4. Please CHECK ALL the following reasons that have prevented your household from using City of Logansport parks or recreation facilities MORE OFTEN.**

by percentage of respondents (excluding "none")



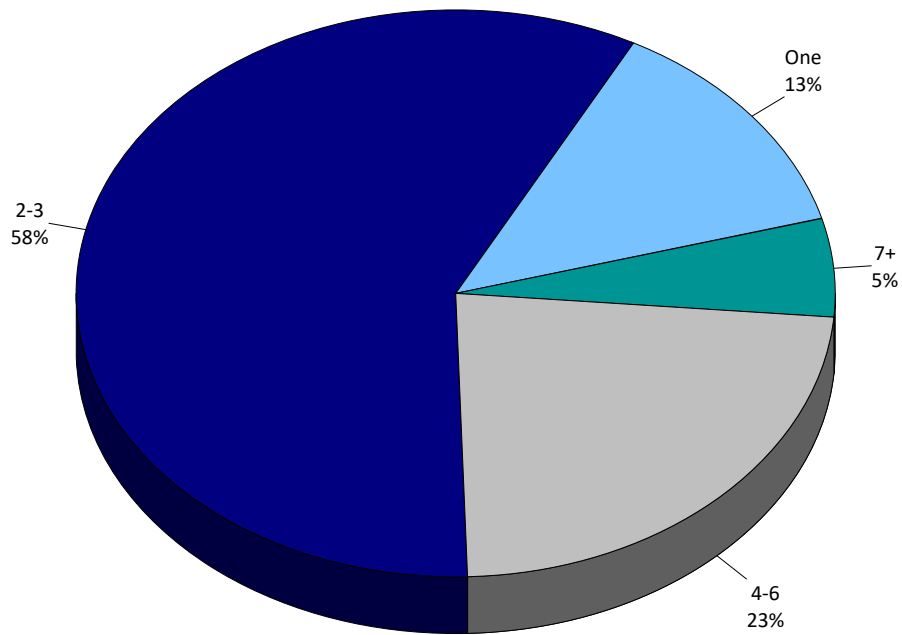
**Q5. Has your household participated in any recreation programs/events offered by Logansport Parks and Recreation during the past TWO years?**

by percentage of respondents



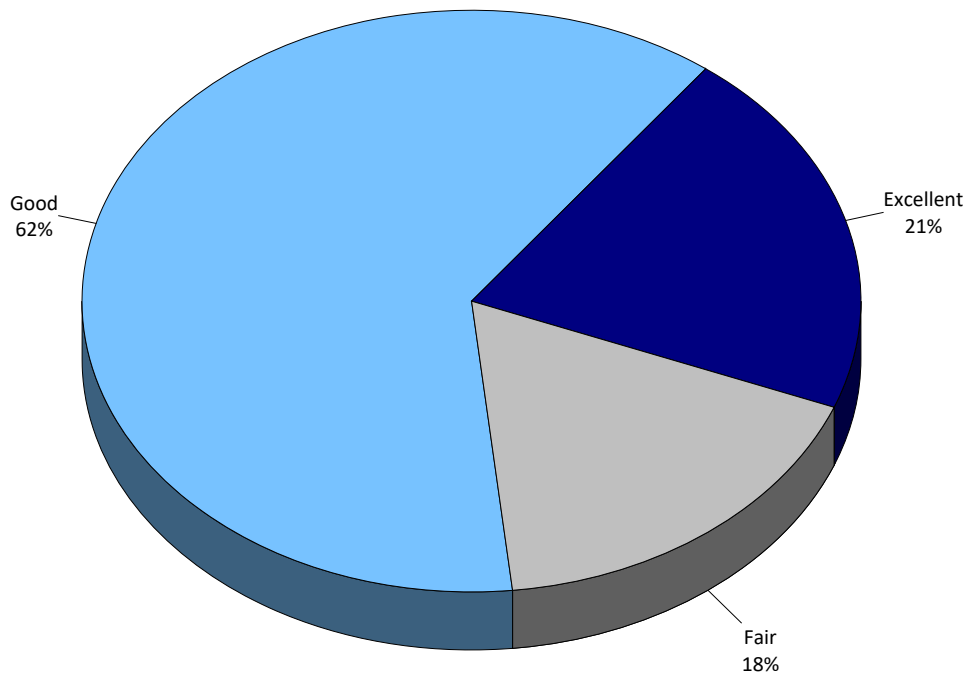
**Q5a. How many recreation programs/events offered by Logansport Parks and Recreation have you or members of your household participated in during the past TWO years?**

by percentage of respondents (excluding "not provided")



**Q5b. How would you rate the overall quality of recreation programs/events offered by Logansport Parks and Recreation in which your household has participated?**

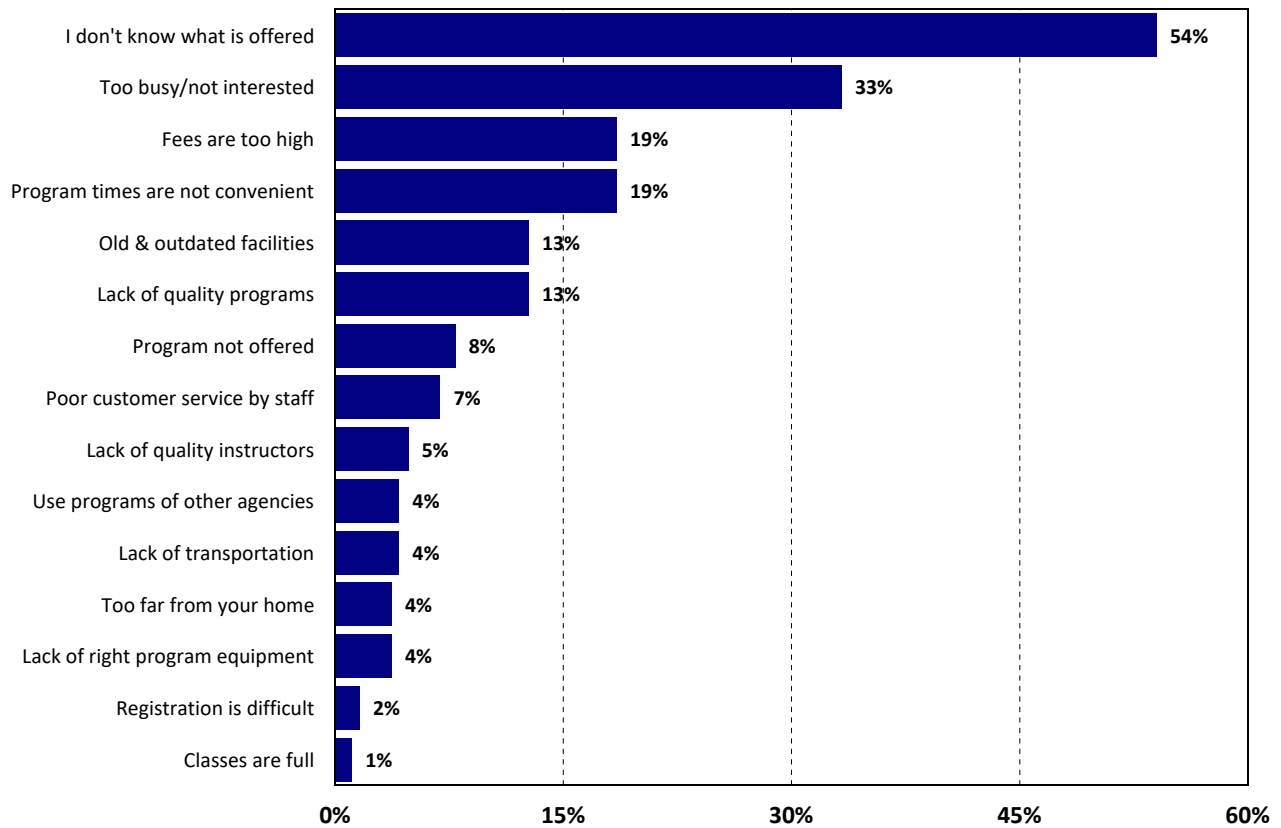
by percentage of respondents





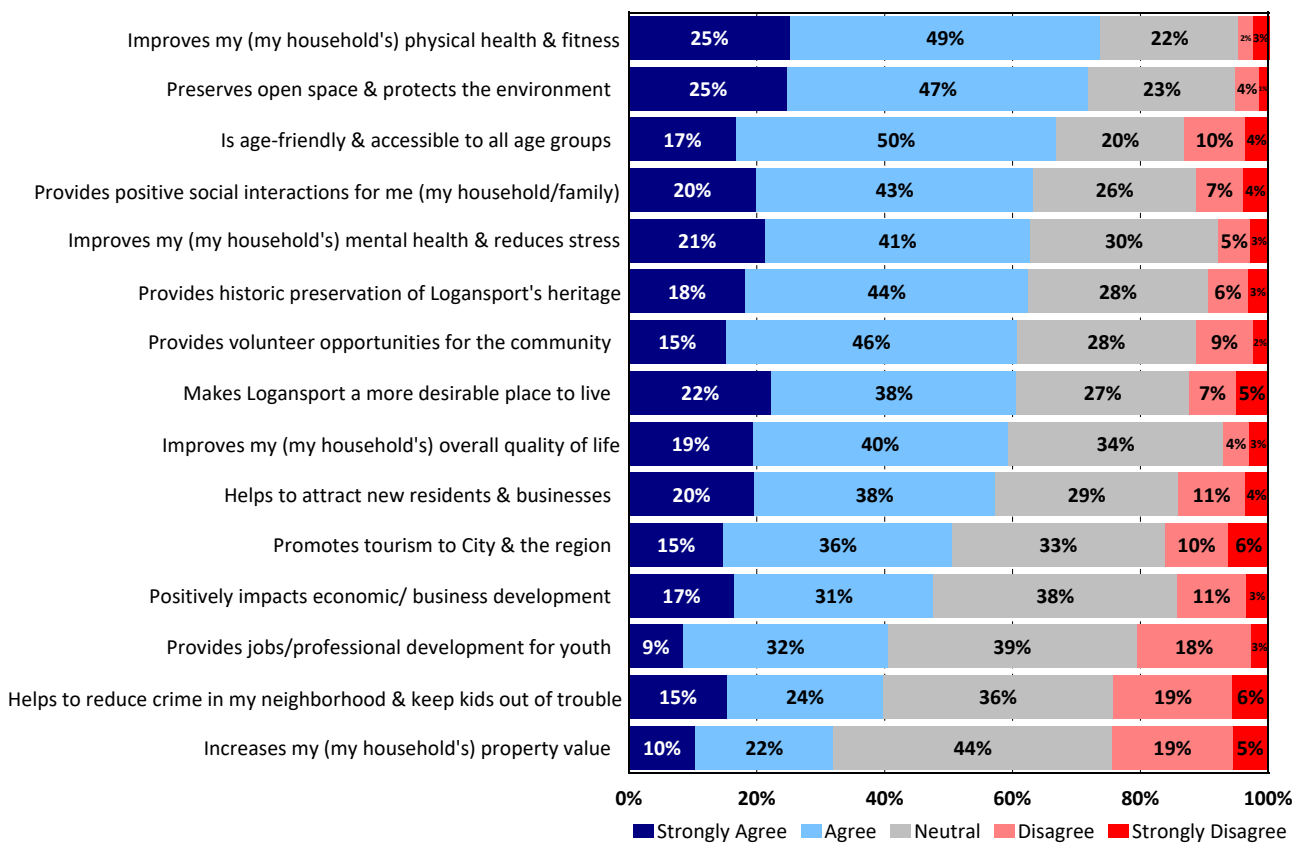
**Q6. Please CHECK ALL the reasons that prevent your household from using recreation programs/events from Logansport Parks & Recreation MORE OFTEN.**

by percentage of respondents (multiple selections could be made) (excluding "none")



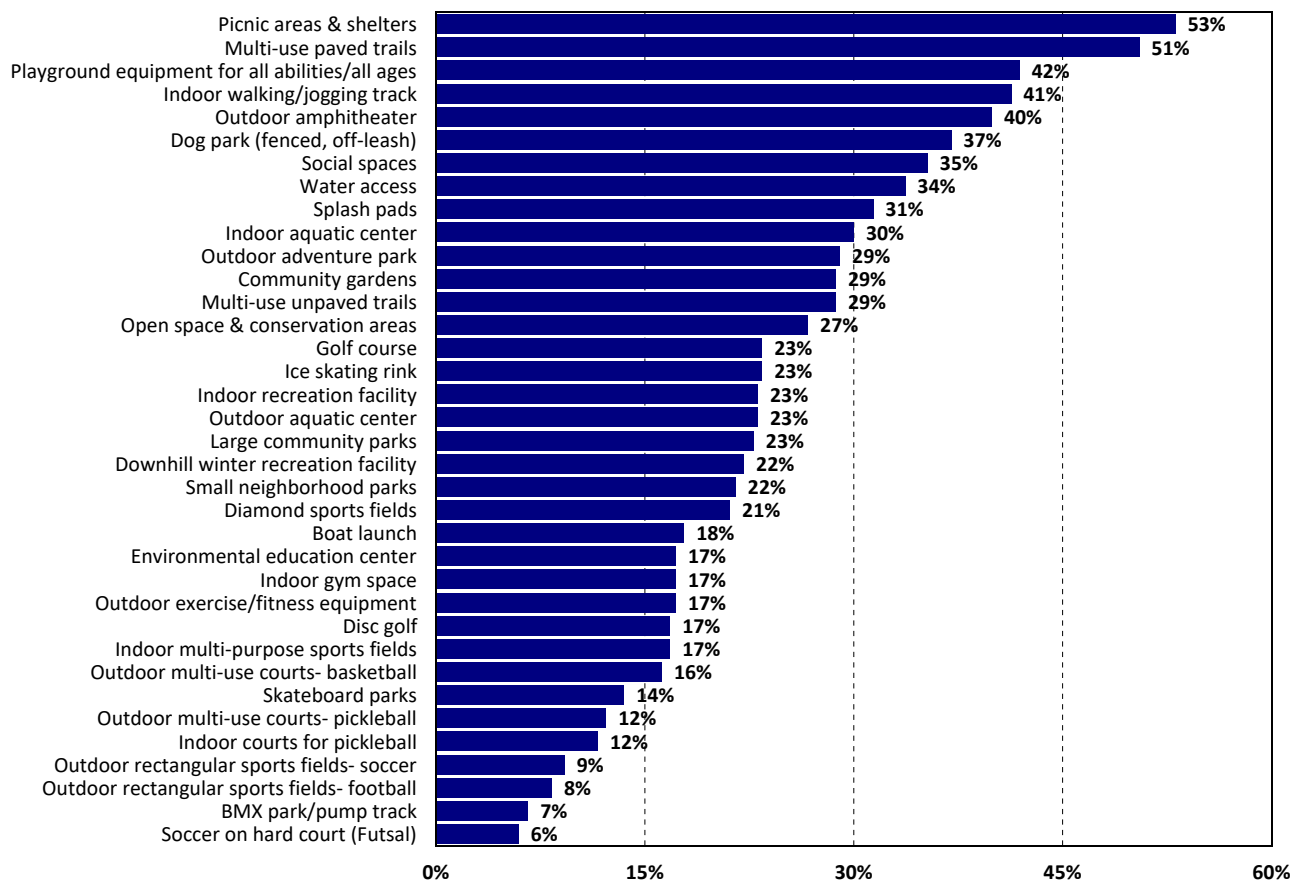
### Q7. Please rate your level of agreement with the following statements about some potential benefits of the Logansport Parks and Recreation services.

by percentage of respondents (excluding "don't know")



## Q8. Respondents With Need for Facilities/ Amenities

by percentage of respondents

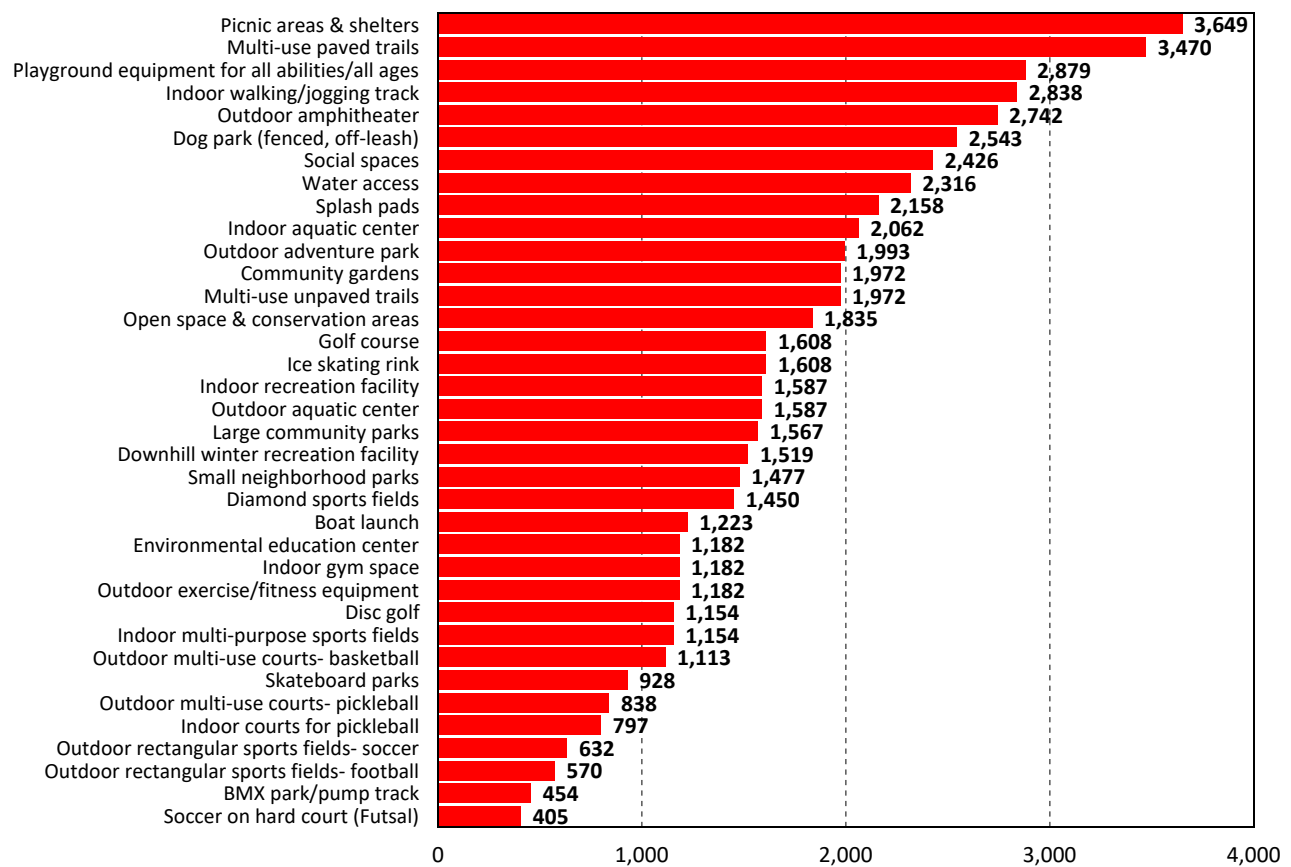


ETC Institute (2023)

24

## Q8b. Estimated Number of Households With Need For Facilities/Amenities

by number of households based on an estimated 6,872 households in the City of Logansport

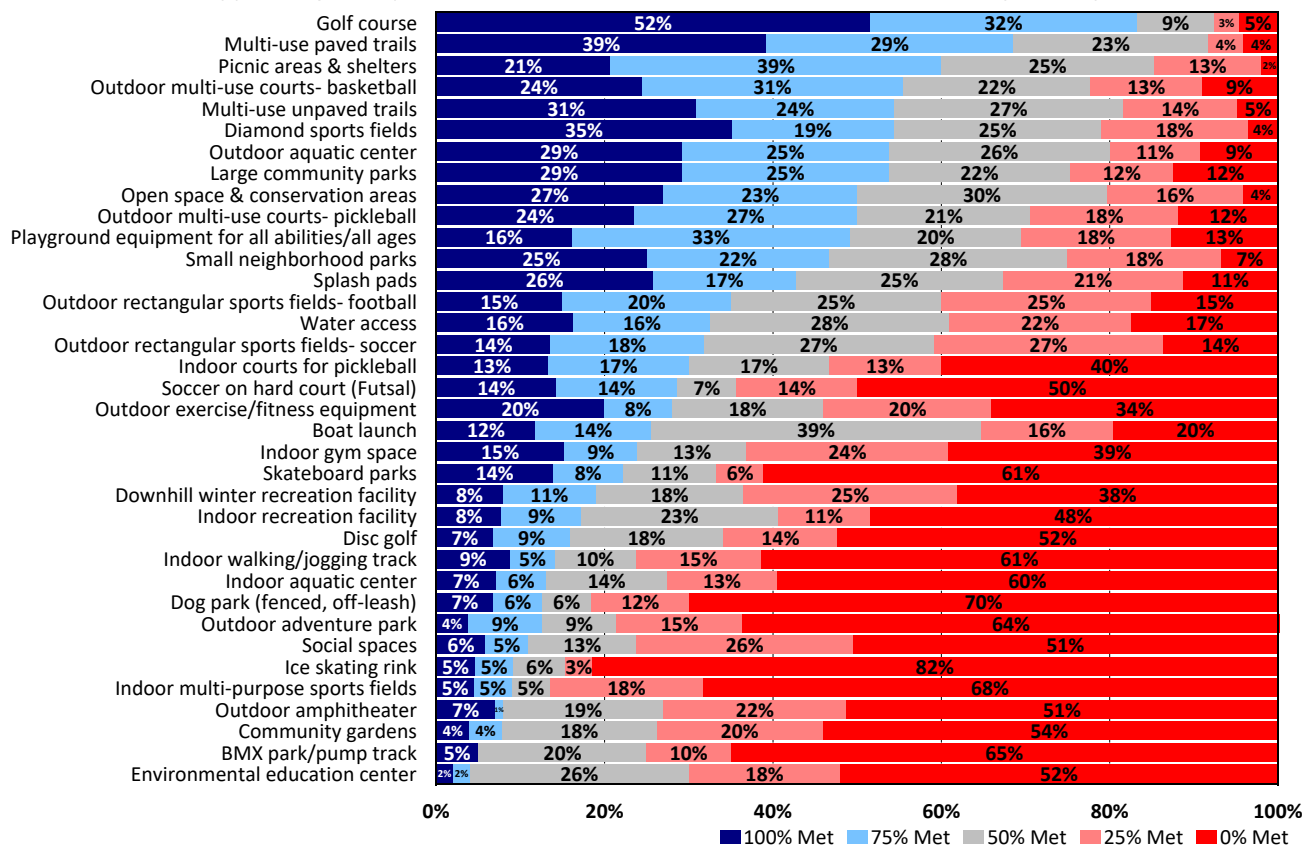


ETC Institute (2023)

25

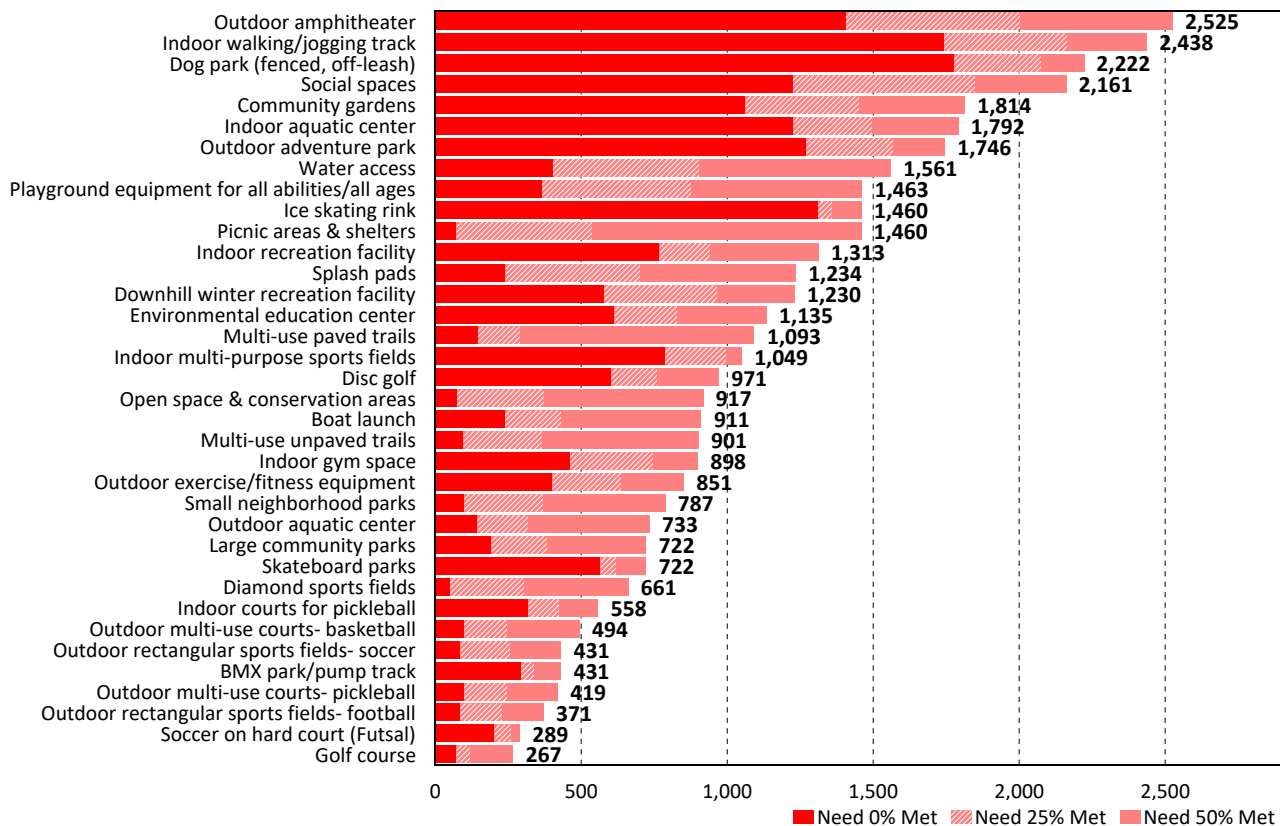
## Q8c. How Well Households' Needs For Parks and Recreation Facilities and Amenities Are Being Met

by percentage of respondents who indicated their household had a need for the amenity or facility



### Q8d. Estimated Number of Households in Logansport Whose Needs for Parks and Recreation Facilities and Amenities are 50% Met or Less

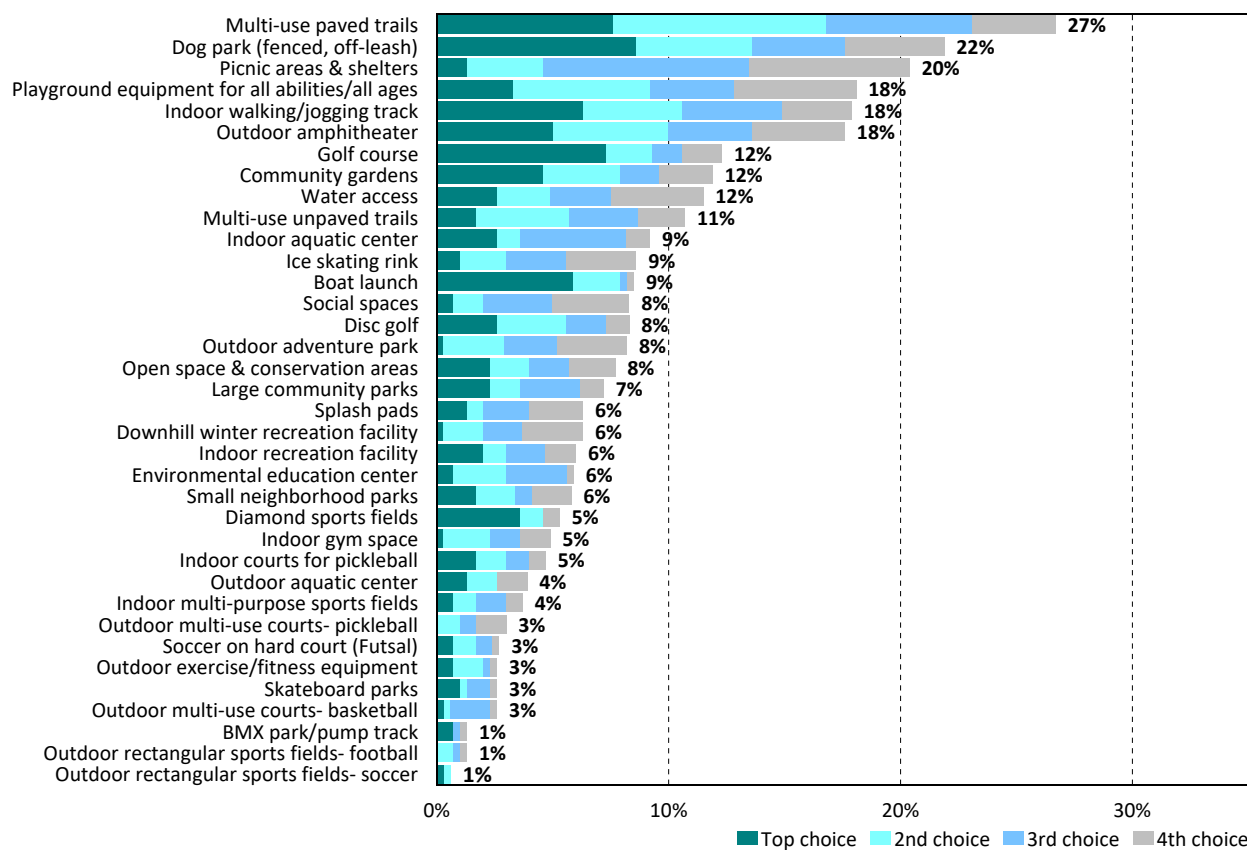
by number of households with need based on an estimated 6,872 households in the City of Logansport



ETC Institute (2023)

## Q9. Parks and Recreation Facilities and Amenities That Are Most Important to Respondent Households

by percentage of respondents who selected the items as one of their top four choices

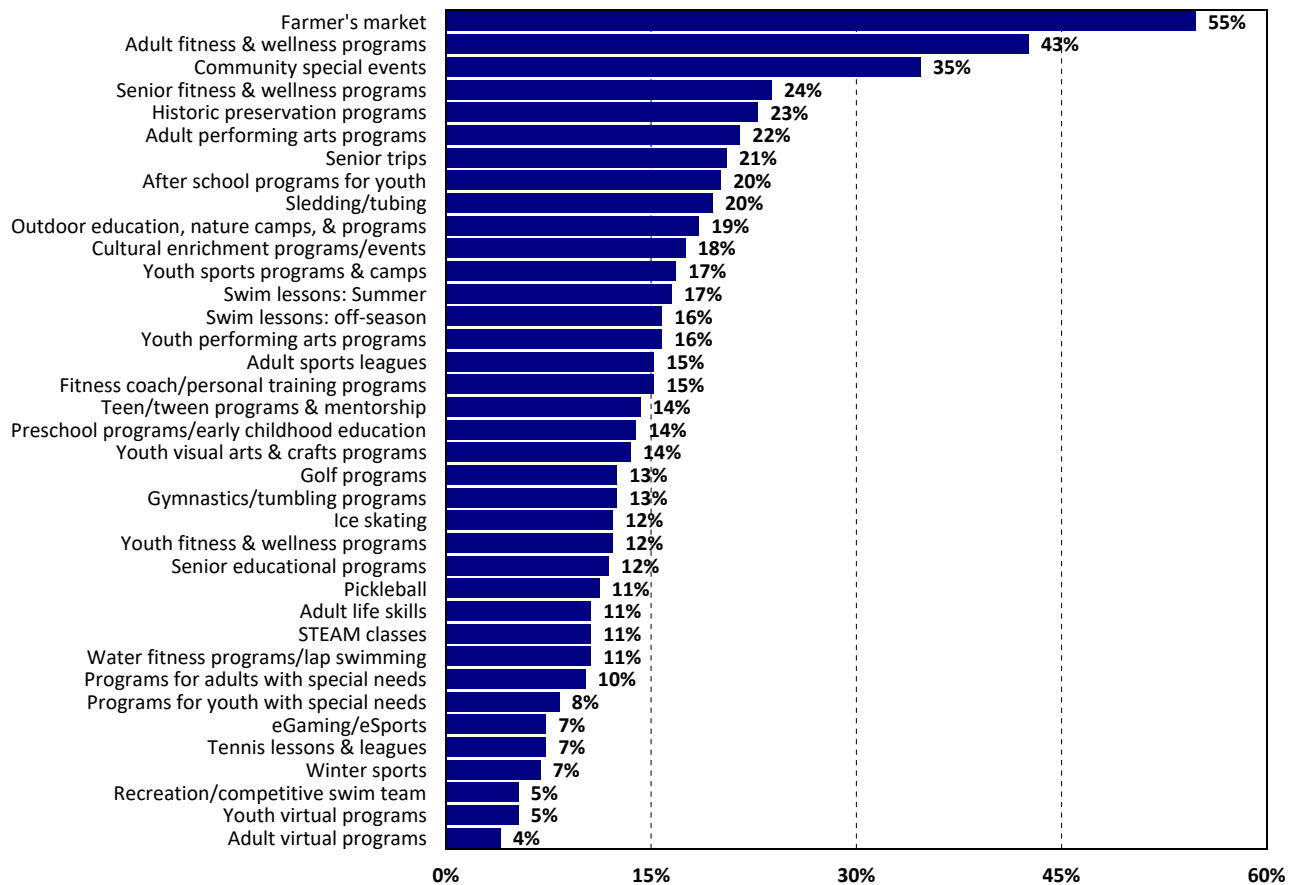


ETC Institute (2023)

28

## Q10. Respondents With Need for Recreation Programs

by percentage of respondents



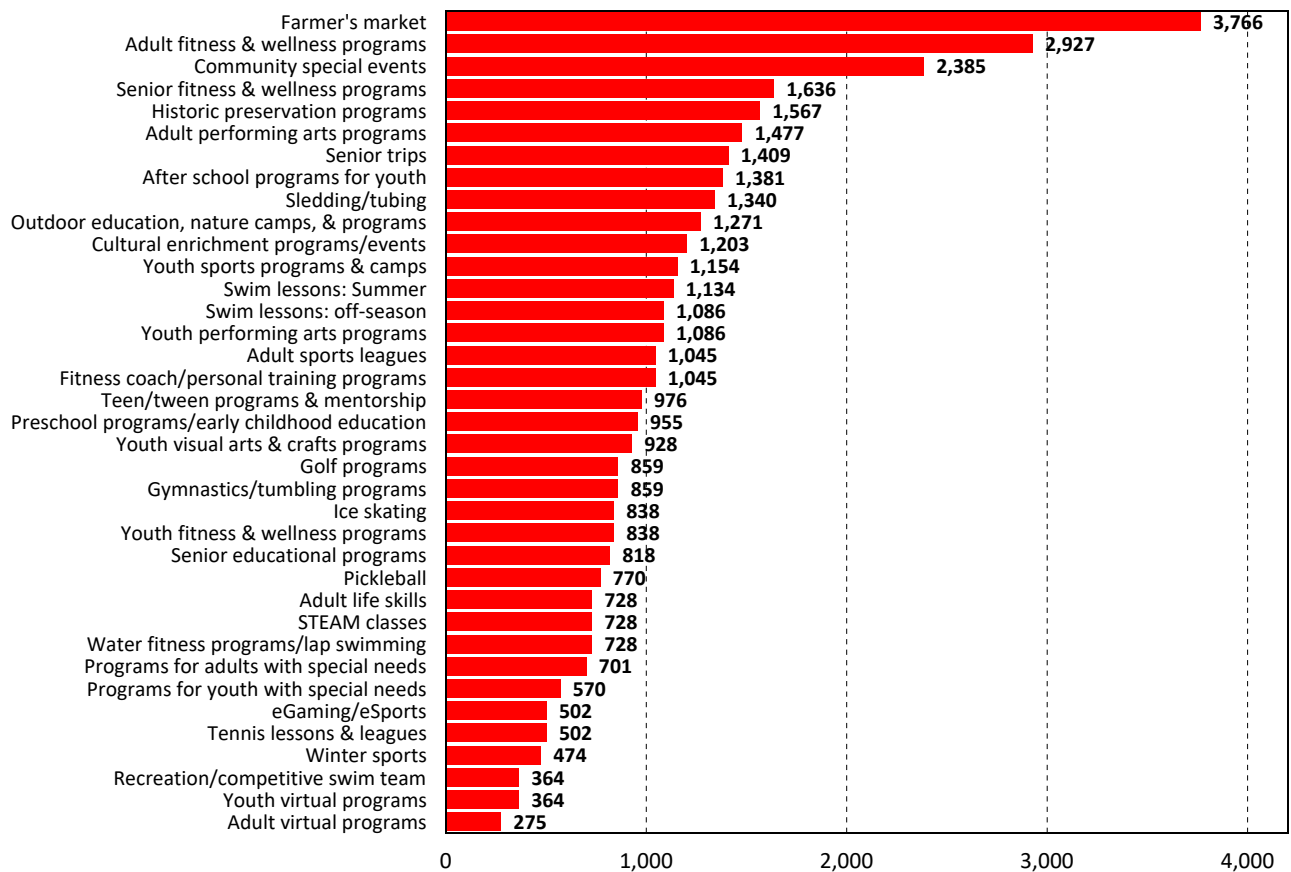
ETC Institute (2023)

29



## Q10b. Estimated Number of Households With Need for Programs

by number of households based on an estimated 6,872 households in the City of Logansport

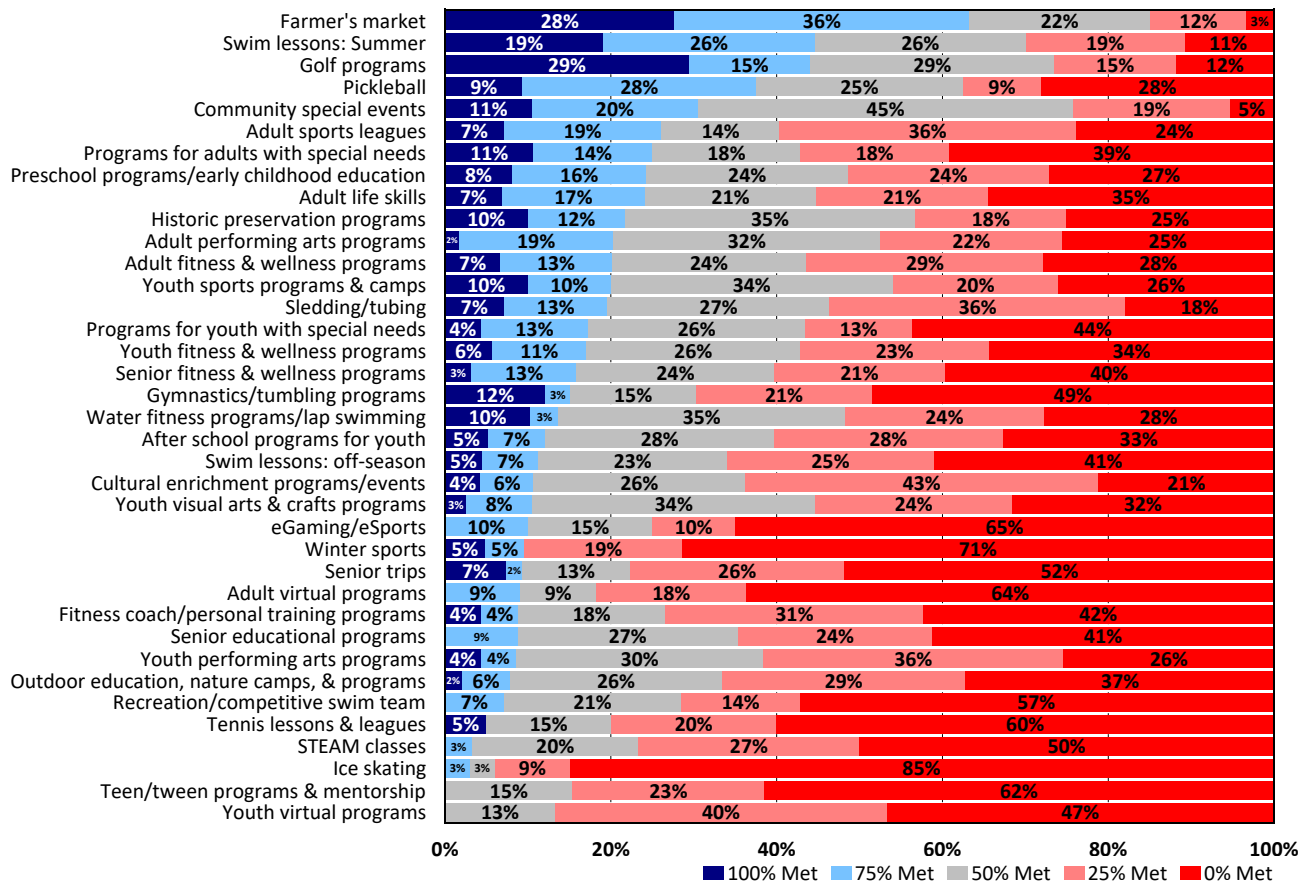


ETC Institute (2023)

30

## Q10c. How Well Households' Need For Programs Are Being Met

by percentage of respondents who indicated their household had a need for the program

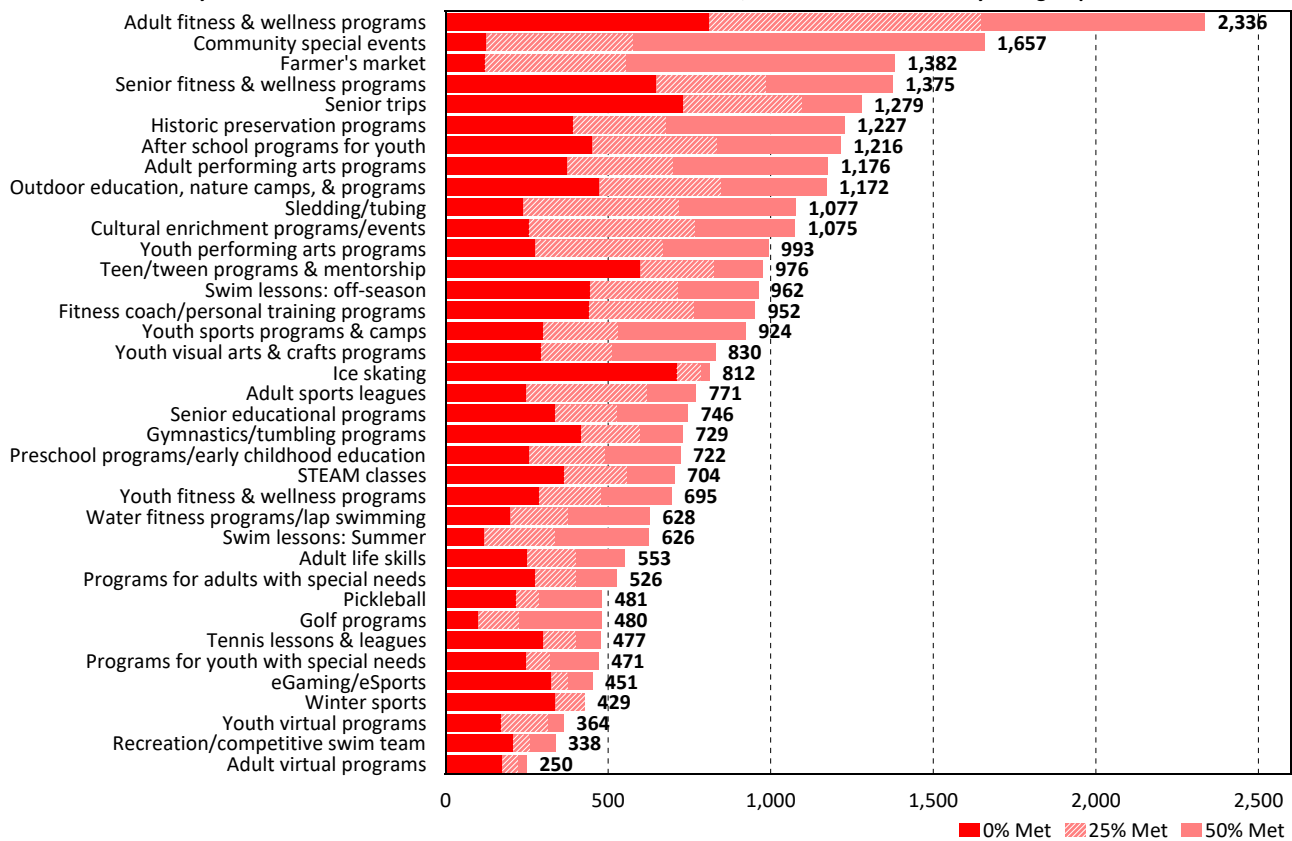


ETC Institute (2023)

31

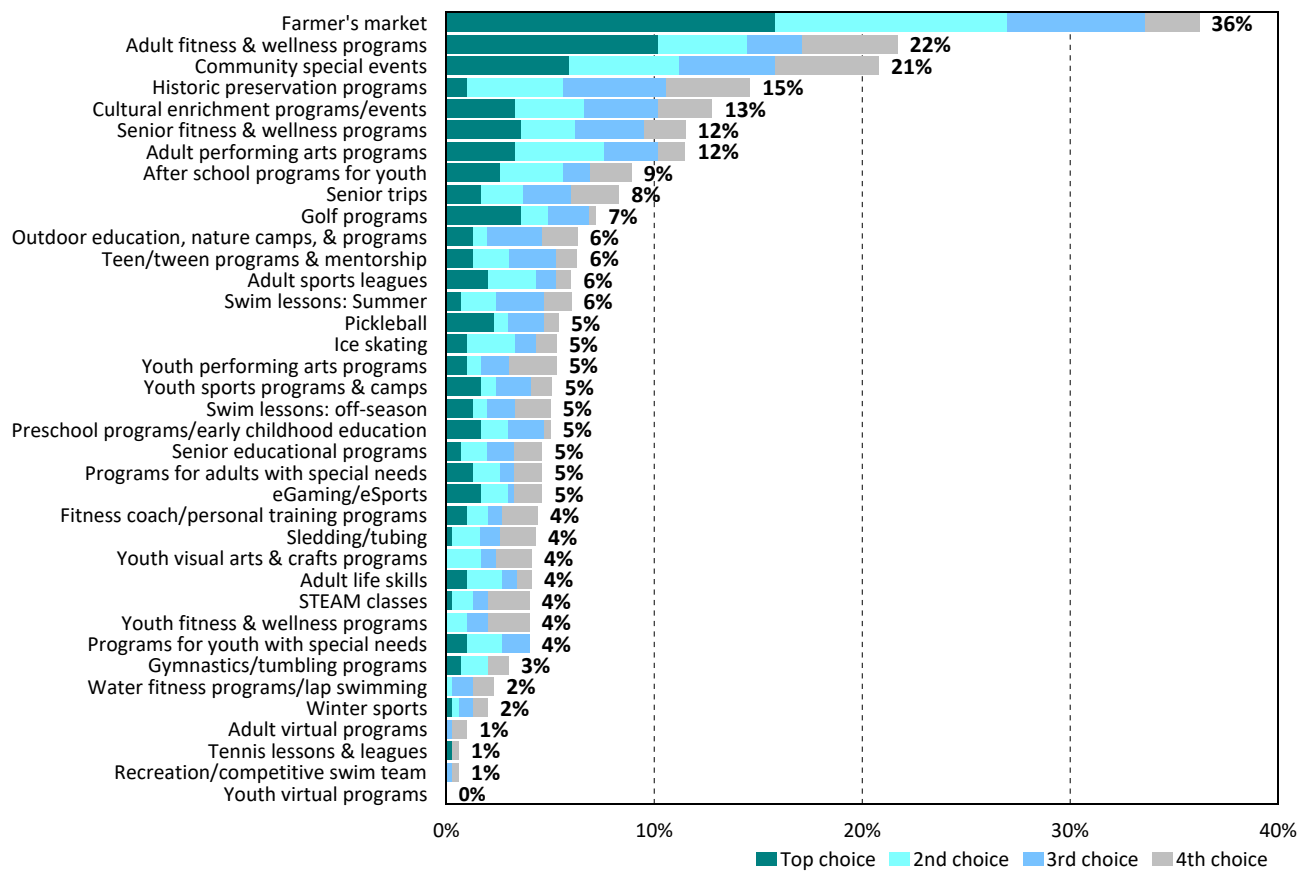
## Q10d. Estimated Number of Households in Logansport Whose Needs for Programs are 50% Met or Less

by number of households with need based on an estimated 6,872 households in the City of Logansport



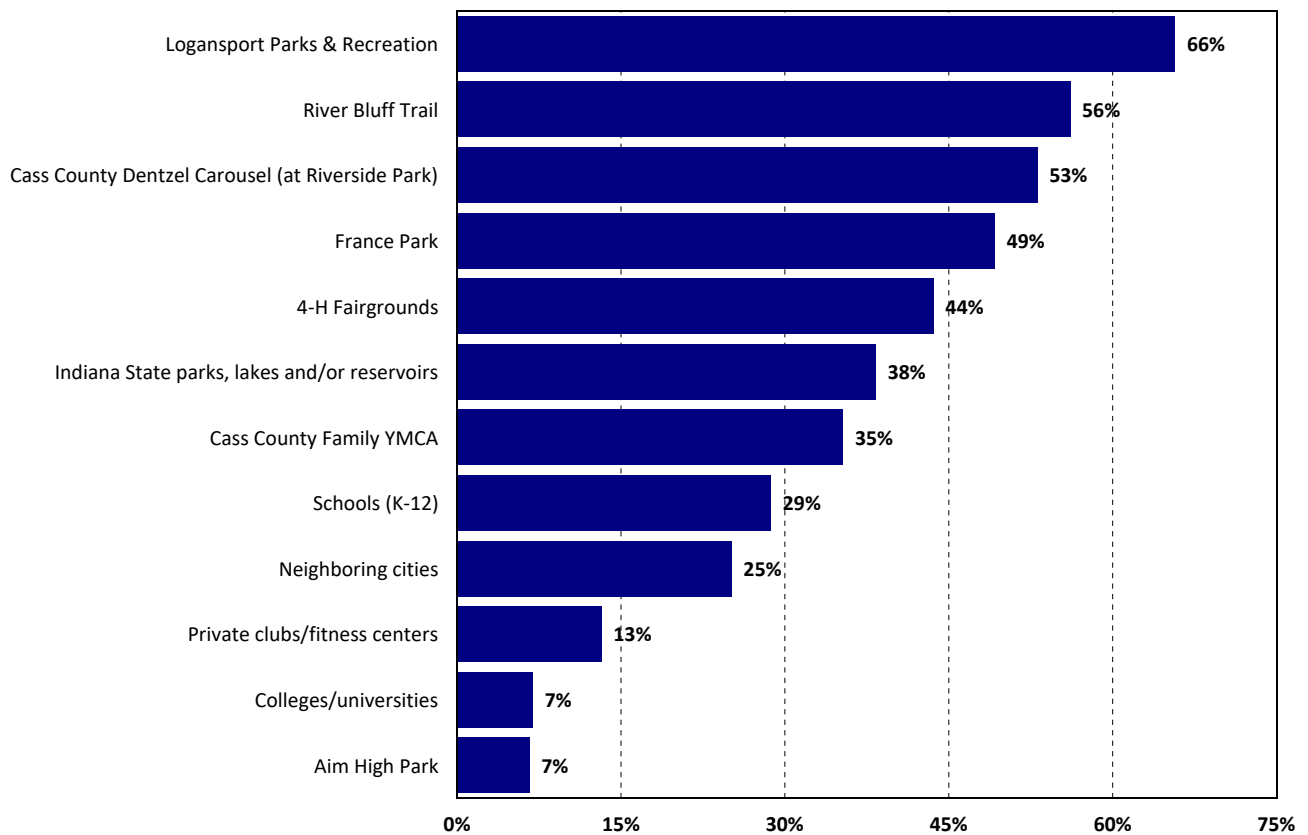
## Q11. Recreation Programs That Are Most Important to Households

by percentage of respondents who selected the items as one of their top four choices



**Q12. Please CHECK ALL of the organizations that you or members of your household have used for recreation and sports activities during the last TWO years.**

by percentage of respondents (multiple selections could be made)

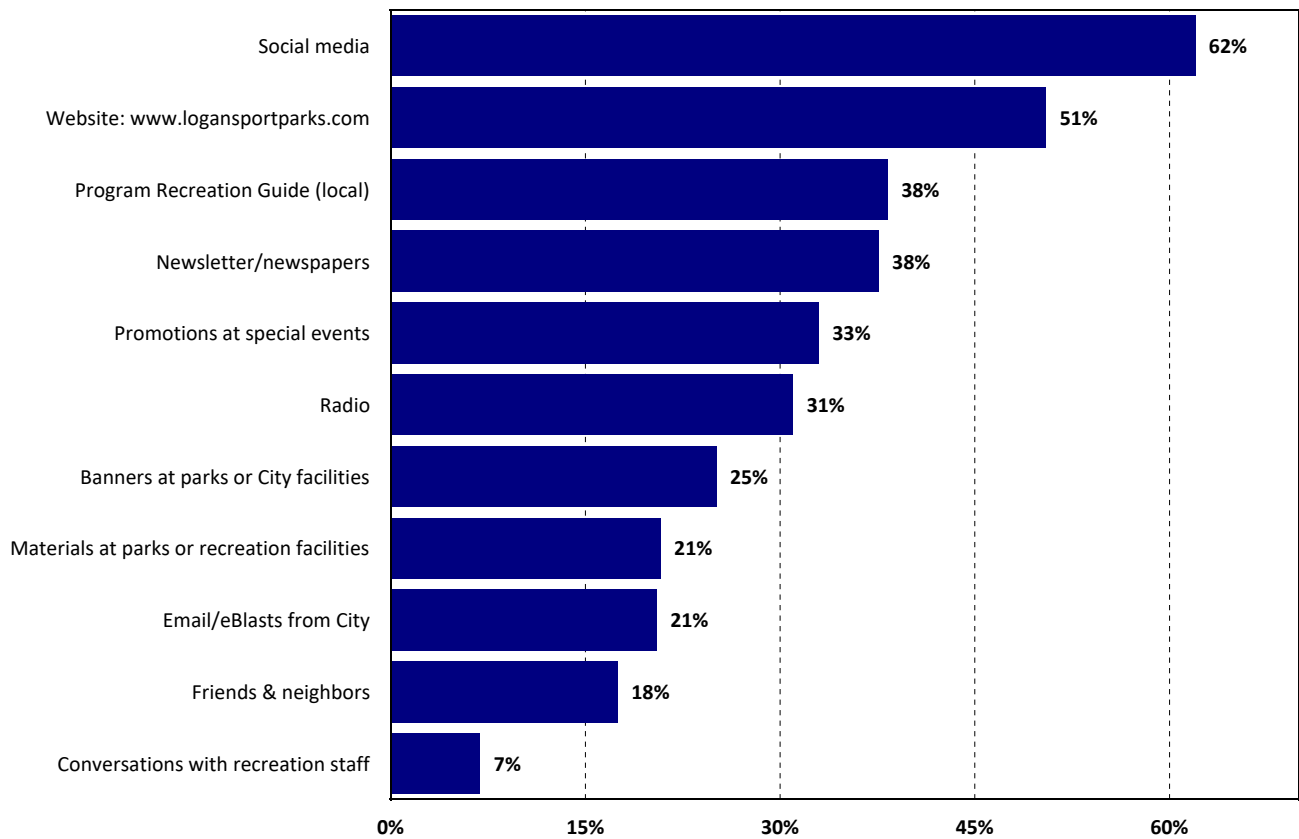


ETC Institute (2023)

34

**Q13. From the following list, please CHECK ALL of the ways you would like to learn about Logansport Parks and Recreation programs and events.**

by percentage of respondents (multiple selections could be made)

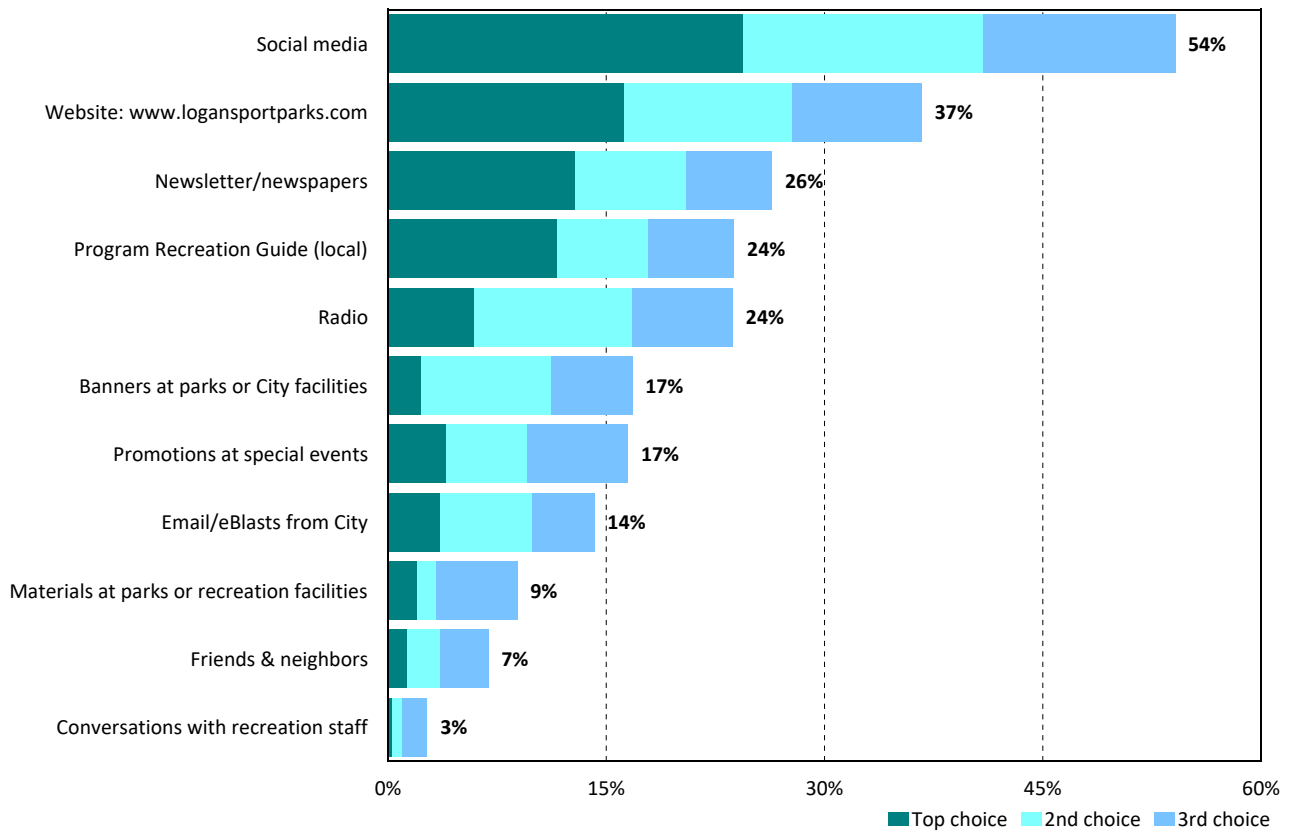


ETC Institute (2023)

35

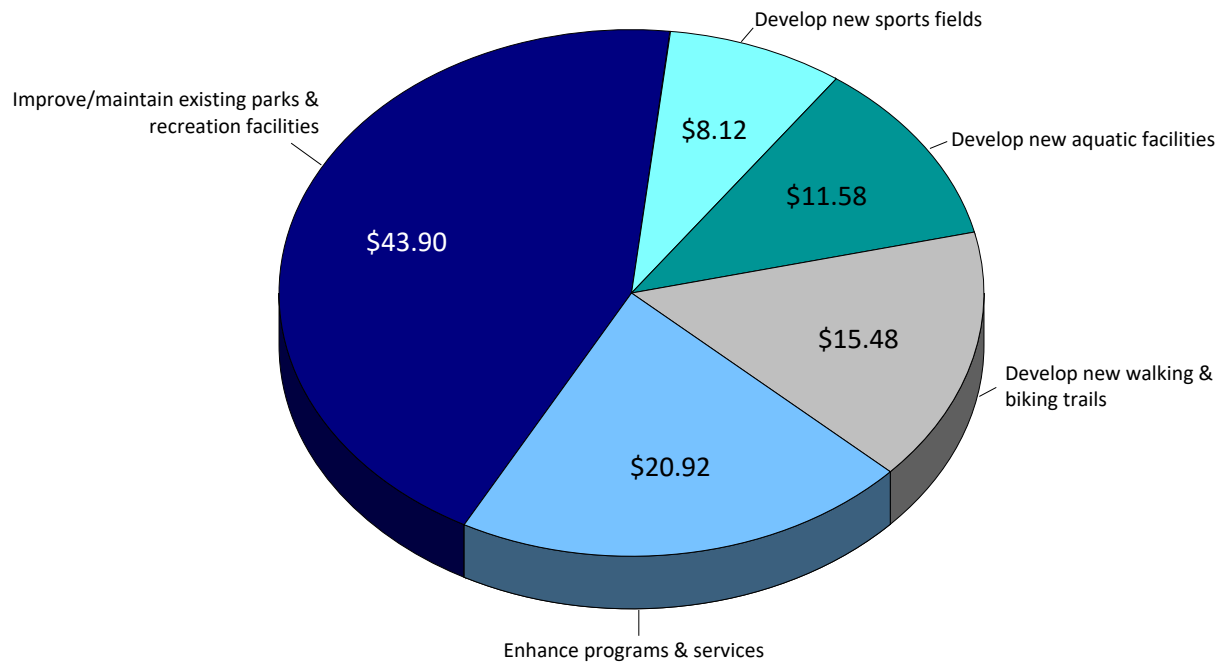
### Q14. Which THREE sources from the list in Question 13 are your MOST PREFERRED sources for learning about recreation programs and events?

by percentage of respondents who selected the items as one of their top three choices



### Q15. If you had an additional \$100, how would you allocate the funds among the parks and recreation categories listed below?

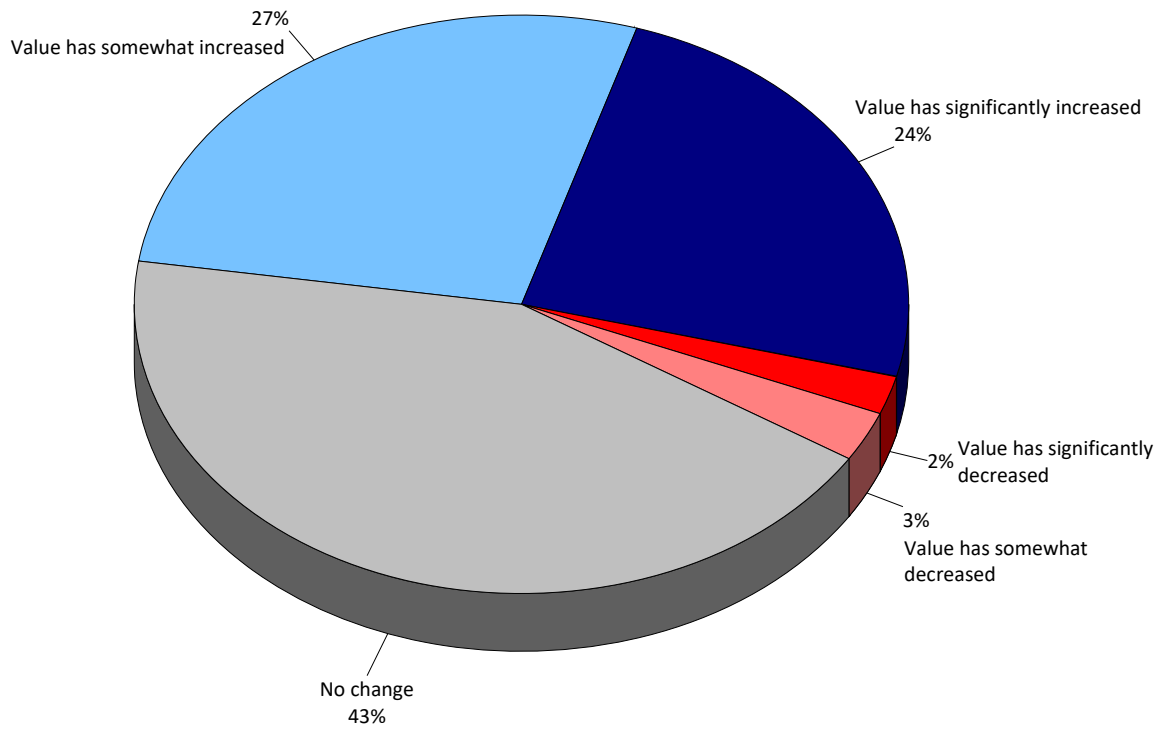
by average allocated per item





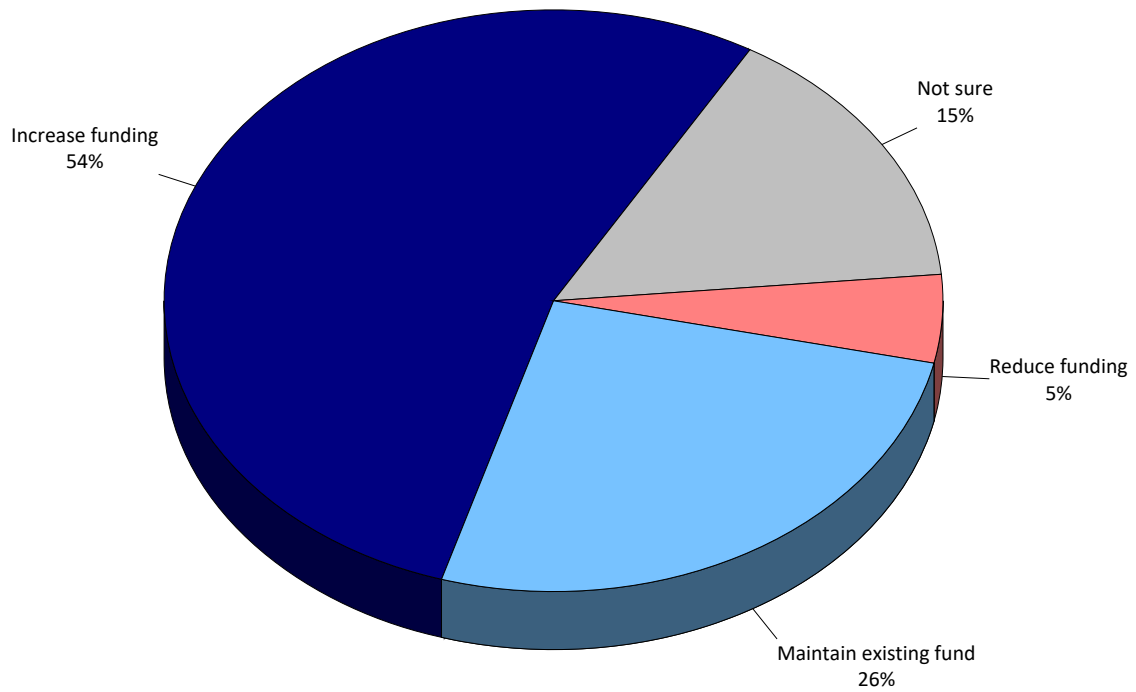
### Q16. Given the recent COVID-19/Coronavirus Pandemic, how has your and your household's perception of the value of parks, trails, open spaces, and recreation changed?

by percentage of respondents (excluding "not provided")



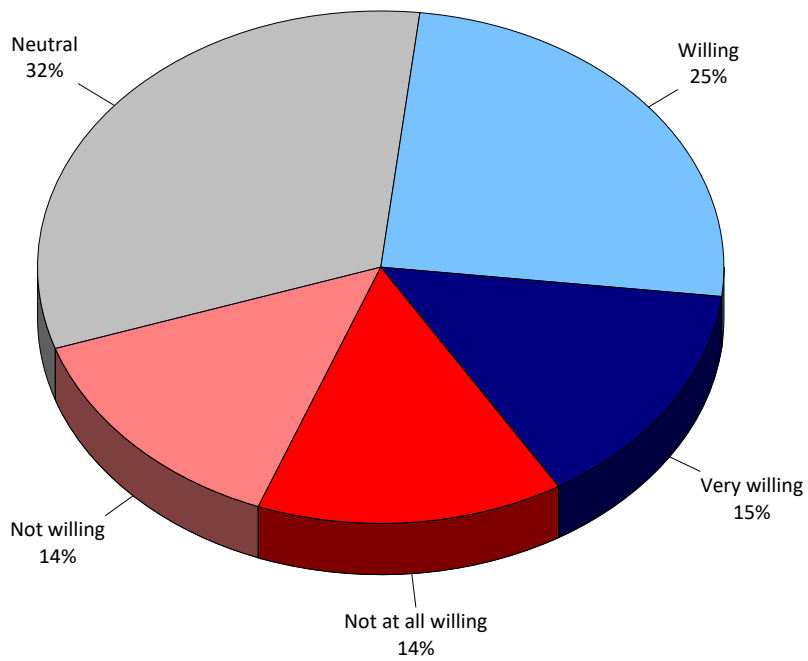
**Q17. Based on your perception of value in Question 16, how would you want the City of Logansport to fund future parks, recreation, trails and open space needs?**

by percentage of respondents (excluding "not provided")



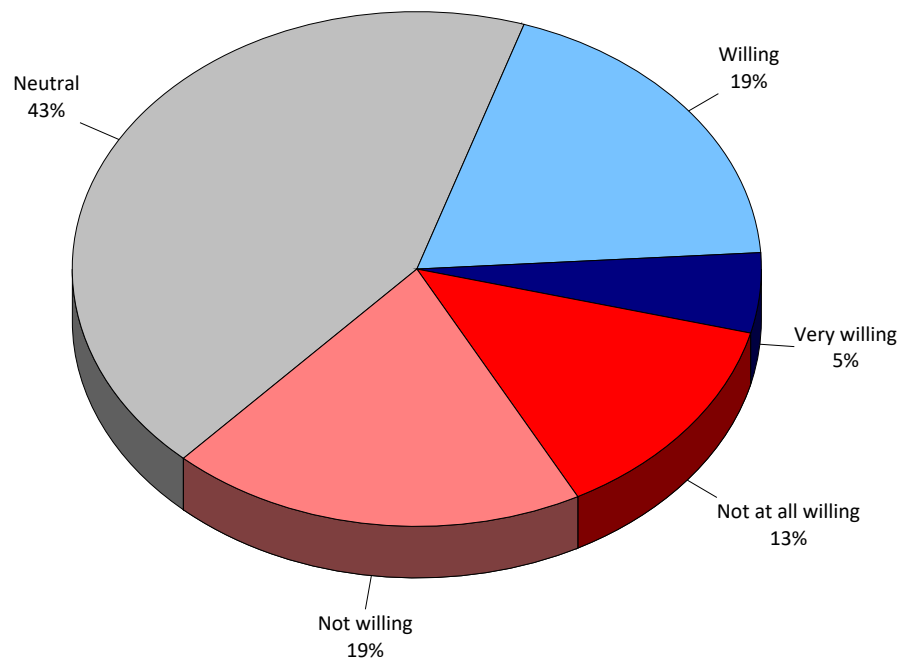
**Q18. How willing would you be to pay additional taxes or fees to acquire, develop, and maintain the types of parks, recreation, and trail facilities that are most important to your household?**

by percentage of respondents (excluding "not provided")



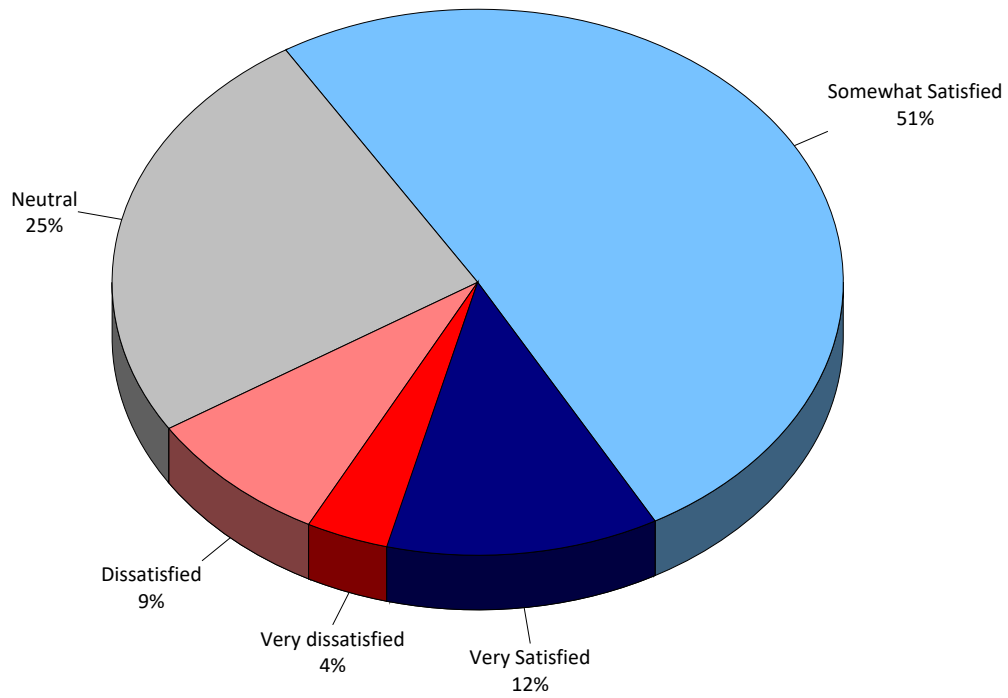
**Q19. How willing would your friends, family, and acquaintances in Logansport be to pay additional taxes or fees to acquire, develop, and maintain the types of parks, recreation, and trail facilities that are most important to your household?**

by percentage of respondents (excluding "not provided")



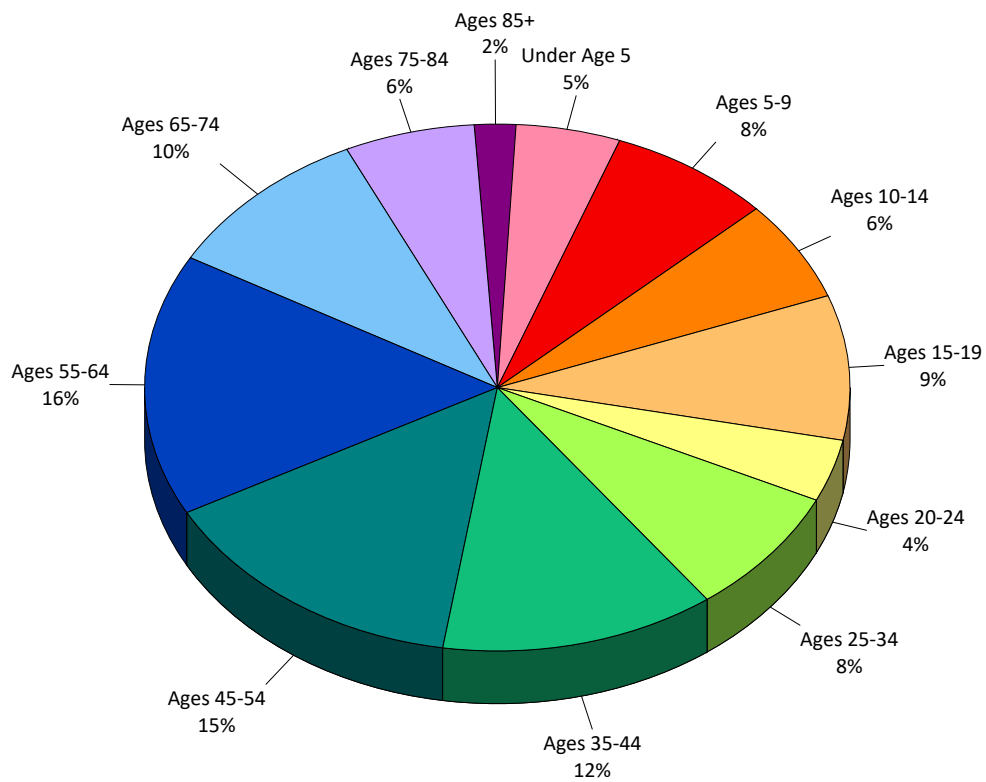
### Q20. Please rate your level of satisfaction with the overall value your household receives from Logansport Parks and Recreation.

by percentage of respondents (excluding "don't know")



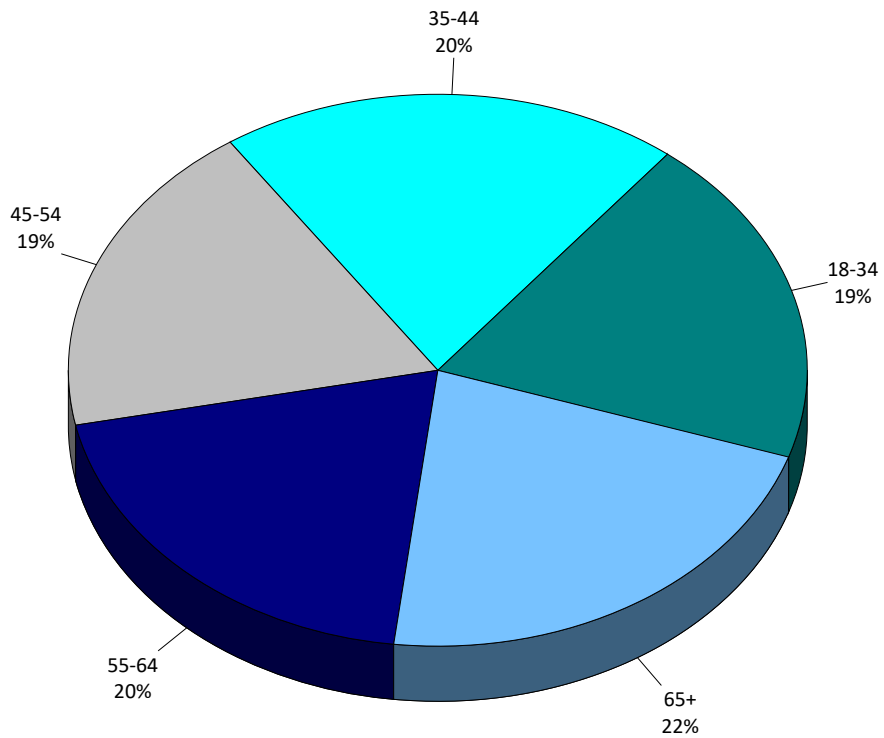
### Q21. Including yourself, how many people in your household are in the following age groups?

by percentage of persons in household



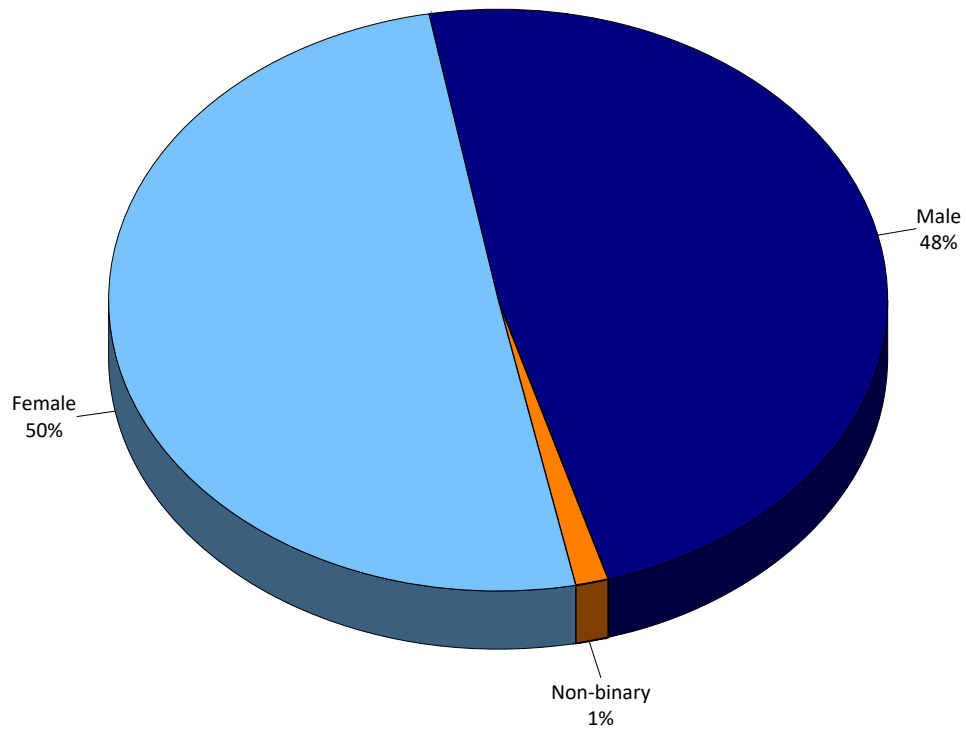
## Q22. Respondent Age

by percentage of respondents (excluding "not provided")



### Q23. What is your gender?

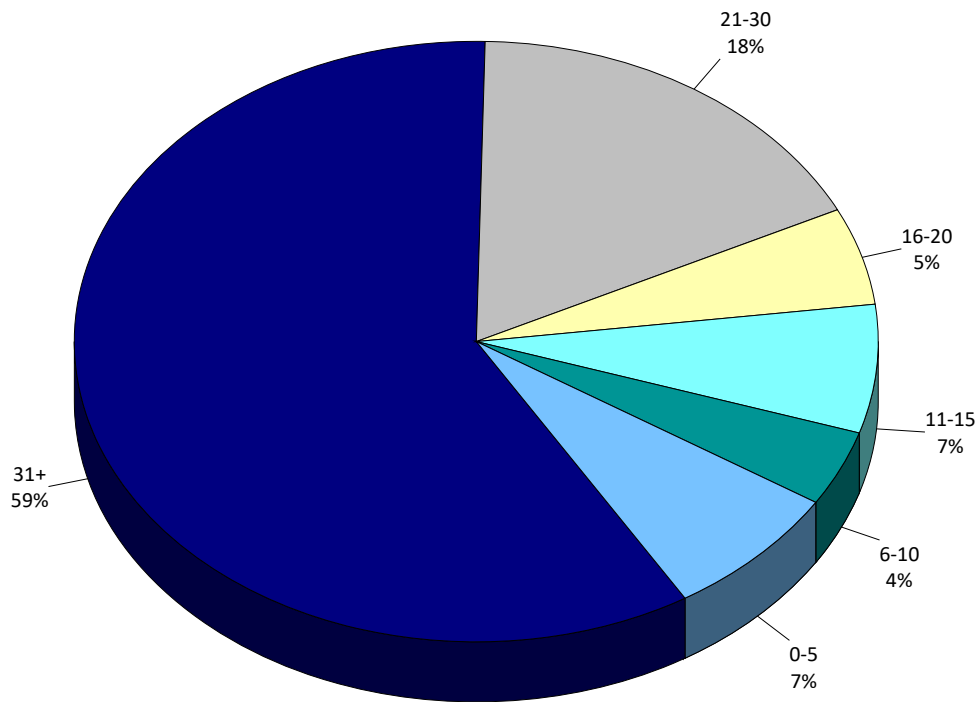
by percentage of respondents (excluding "prefer not to answer")





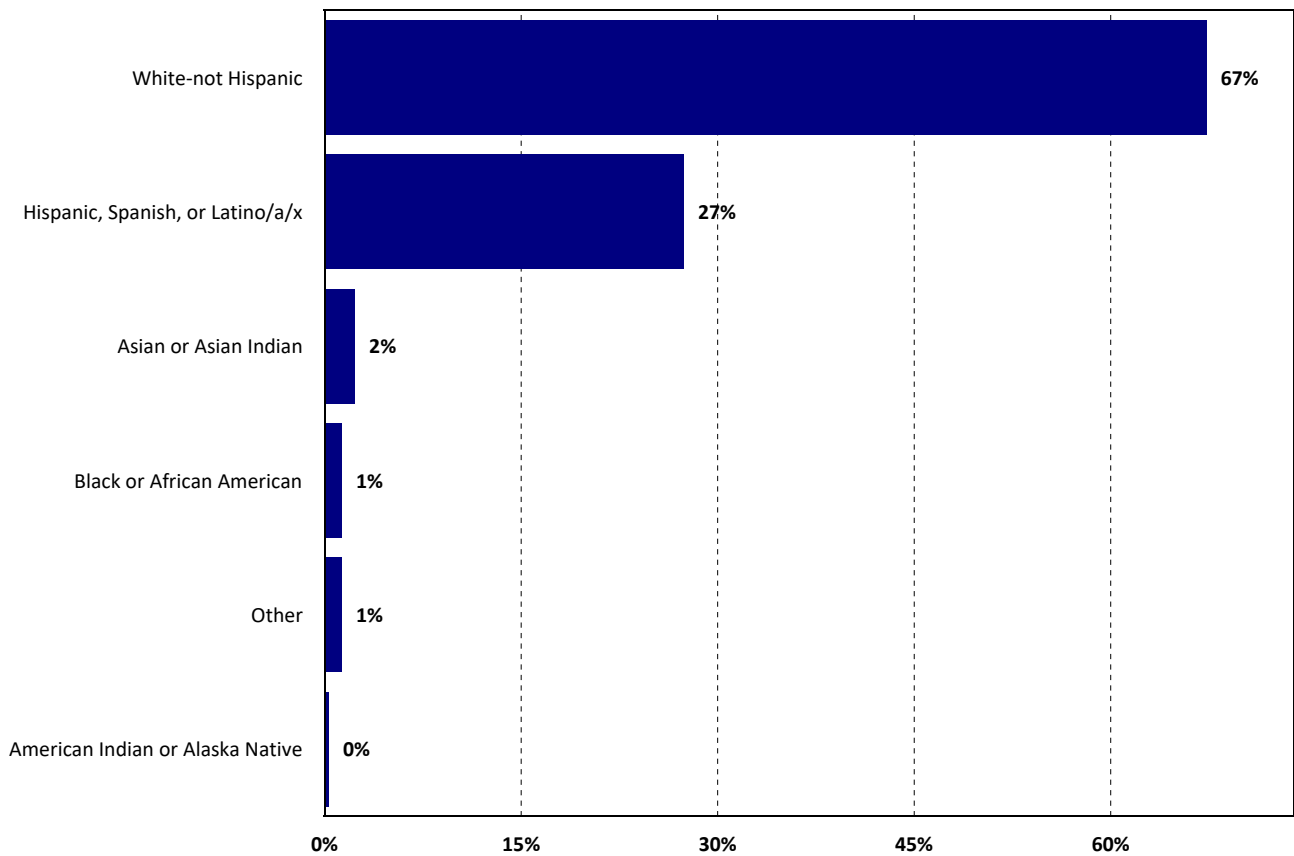
## Q24. Approximately how many years have you lived in Logansport?

by percentage of respondents (excluding "not provided")



### Q25. Which of the following best describes your race/ethnicity?

by percentage of respondents

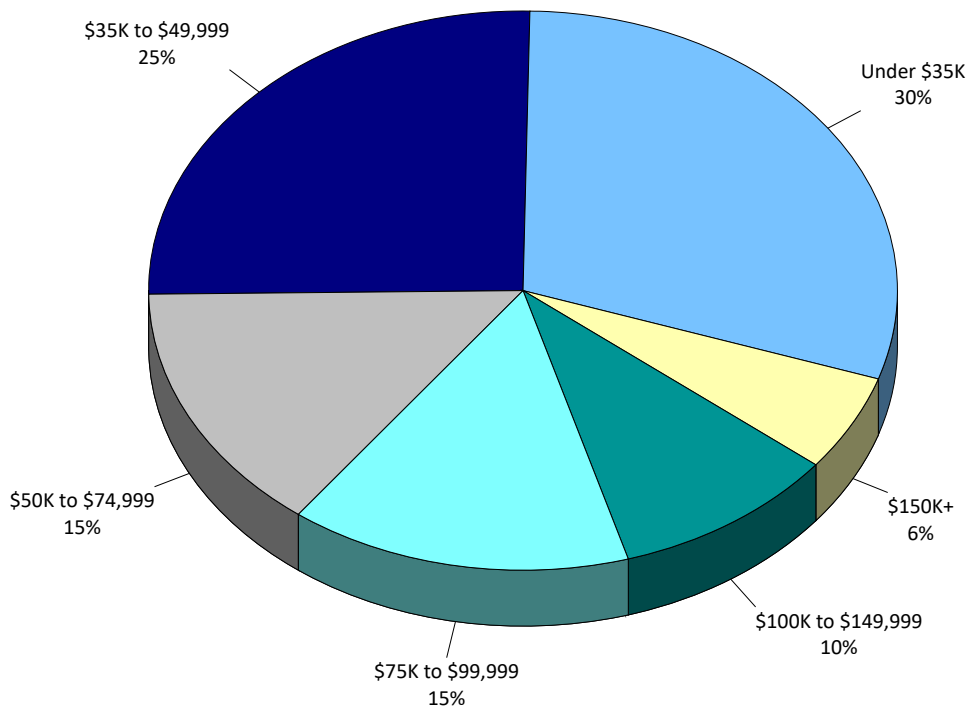


ETC Institute (2023)

47

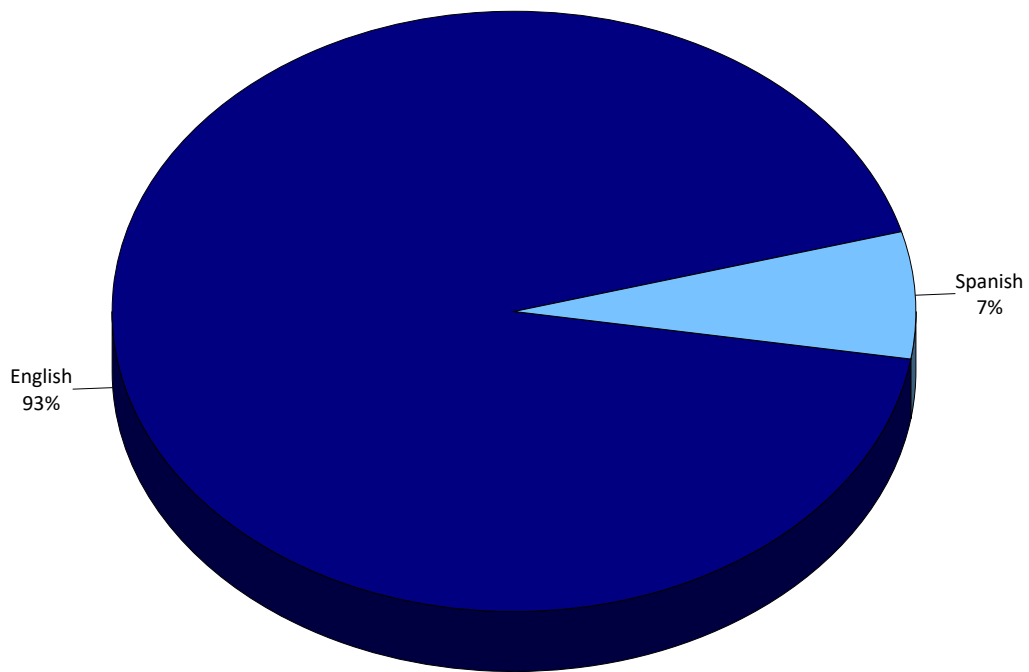
## Q26. What is your annual household income?

by percentage of respondents (excluding "not provided")



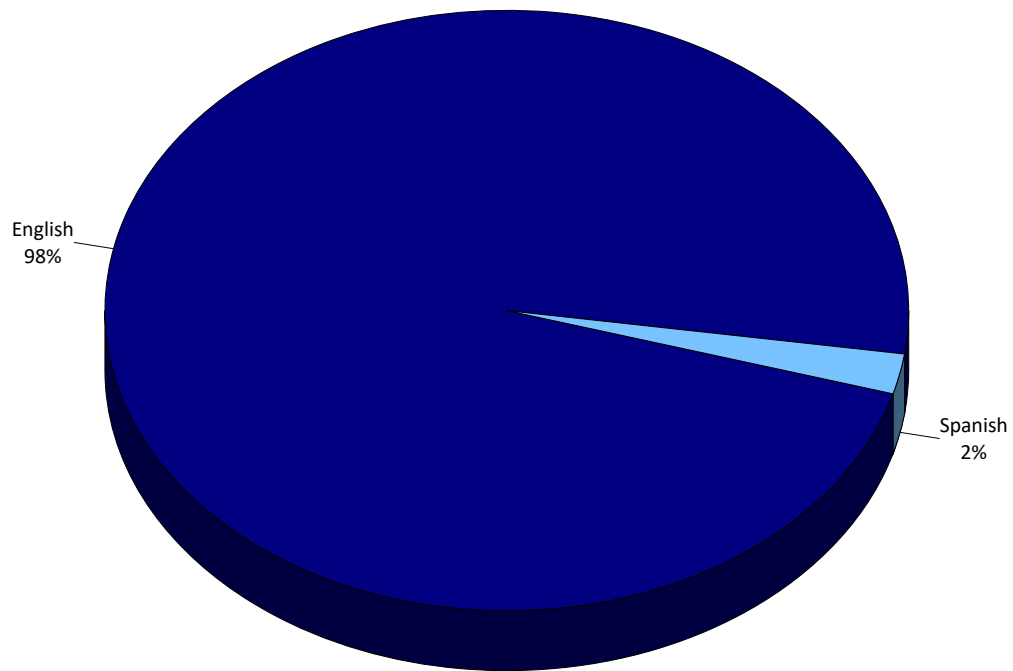
## Q27. What is the primary language spoken in your home?

by percentage of respondents (excluding "not provided")



### Q28. What language would you prefer the City use to communicate with you?

by percentage of respondents (excluding "prefer not to answer")





**3**

# Priority Investment Rating

# Priority Investment Rating

## Logansport, Indiana

The **Priority Investment Rating (PIR)** was developed by ETC Institute to provide governments with an objective tool for evaluating the priority that should be placed on parks and recreation investments. The Priority Investment Rating was developed by ETC Institute to identify the facilities and programs residents think should receive the highest priority for investment. The priority investment rating reflects the importance residents place on items (sum of top 4 choices) and the unmet needs (needs that are not met or only partly met) for each facility/program relative to the facility/program that rated the highest overall. Since decisions related to future investments should consider both the level of unmet need and the importance of facilities and programs, the PIR weights each of these components equally.

The PIR reflects the sum of the Unmet Needs Rating and the Importance Rating as shown in the equation below:

$$\text{PIR} = \text{UNR} + \text{IR}$$

For example, if the Unmet Needs Rating for Community Gardens were 98.9 (out of 100) and the Importance Rating for Community Gardens were 21.6 (out of 100), the Priority Investment Rating for the Farmer's Market would be 120.5 (out of 200).

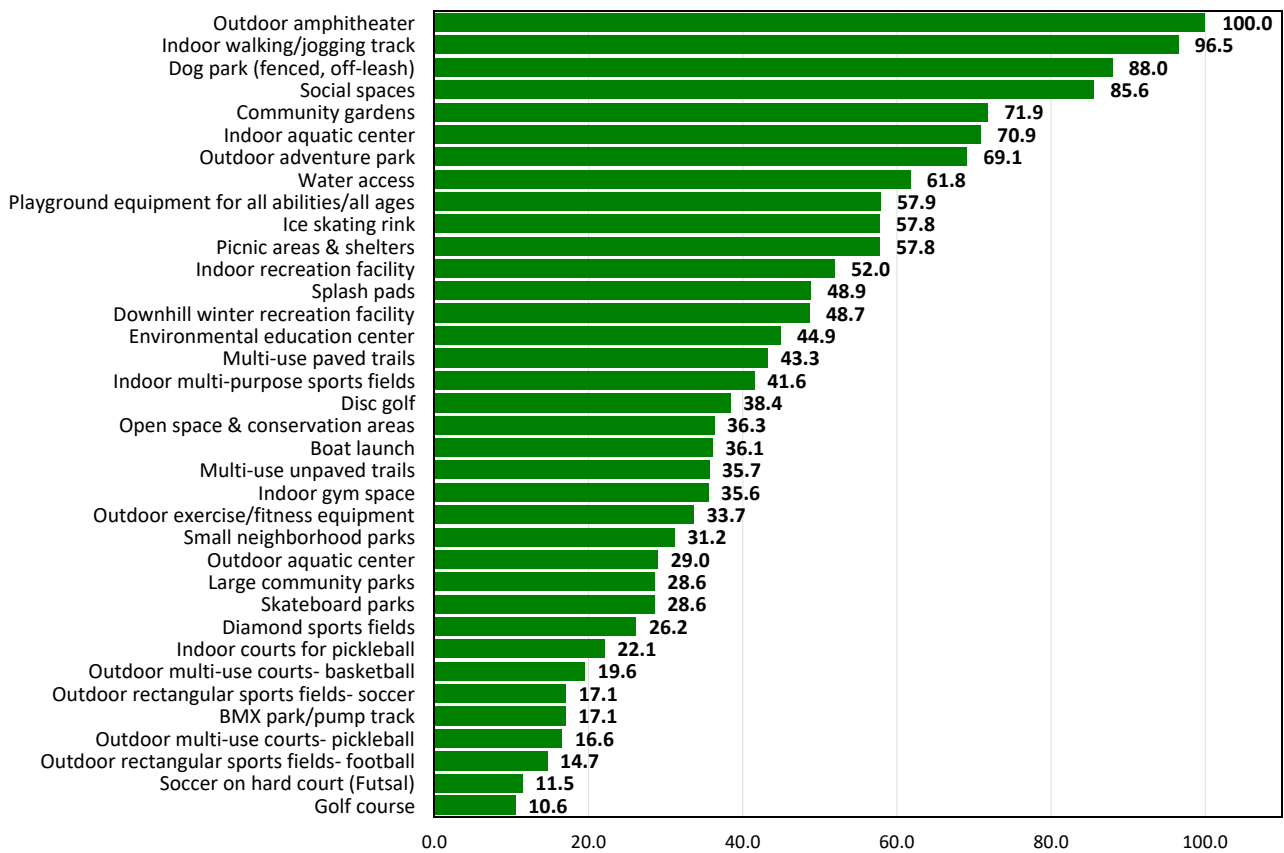
### How to Analyze the Charts:

- **High Priority Areas** are those with a PIR of at least 100. A rating of 100 or above generally indicates there is a relatively high level of unmet need and residents generally think it is important to fund improvements in these areas. Improvements in this area are likely to have a positive impact on the greatest number of households.
- **Medium Priority Areas** are those with a PIR of 50-99. A rating in this range generally indicates there is a medium to high level of unmet need or a significant percentage of residents generally think it is important to fund improvements in these areas.
- **Low Priority Areas** are those with a PIR below 50. A rating in this range generally indicates there is a relatively low level of unmet need and residents do not think it is important to fund improvements in these areas. Improvements may be warranted if the needs of very specialized populations are being targeted.

The following pages show the Unmet Needs Rating, Importance Rating, and Priority Investment Rating for facilities and programs.

## Unmet Needs Rating for Facilities/Amenities

the rating for the item with the most unmet need=100  
 the rating of all other items reflects the relative amount of unmet need for each item compared to the item with the most unmet need

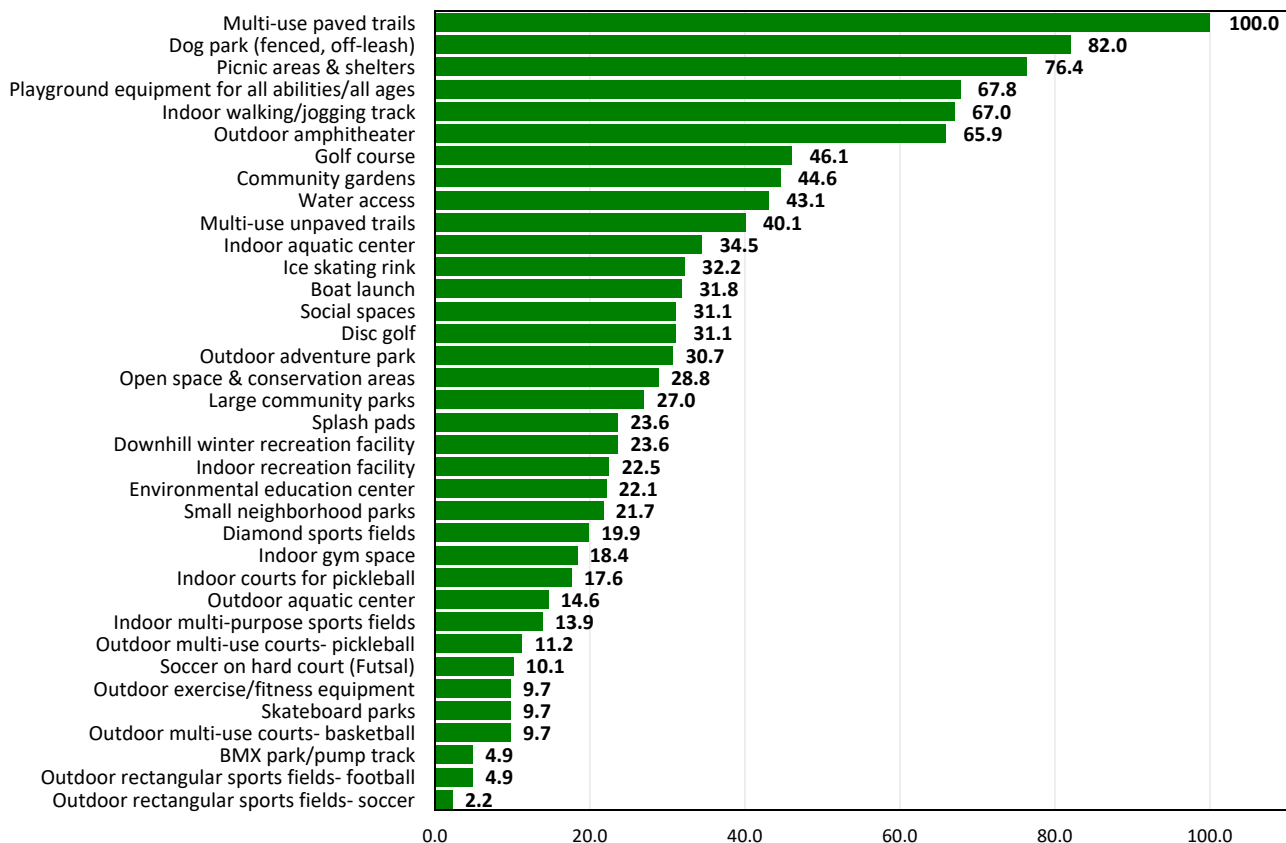




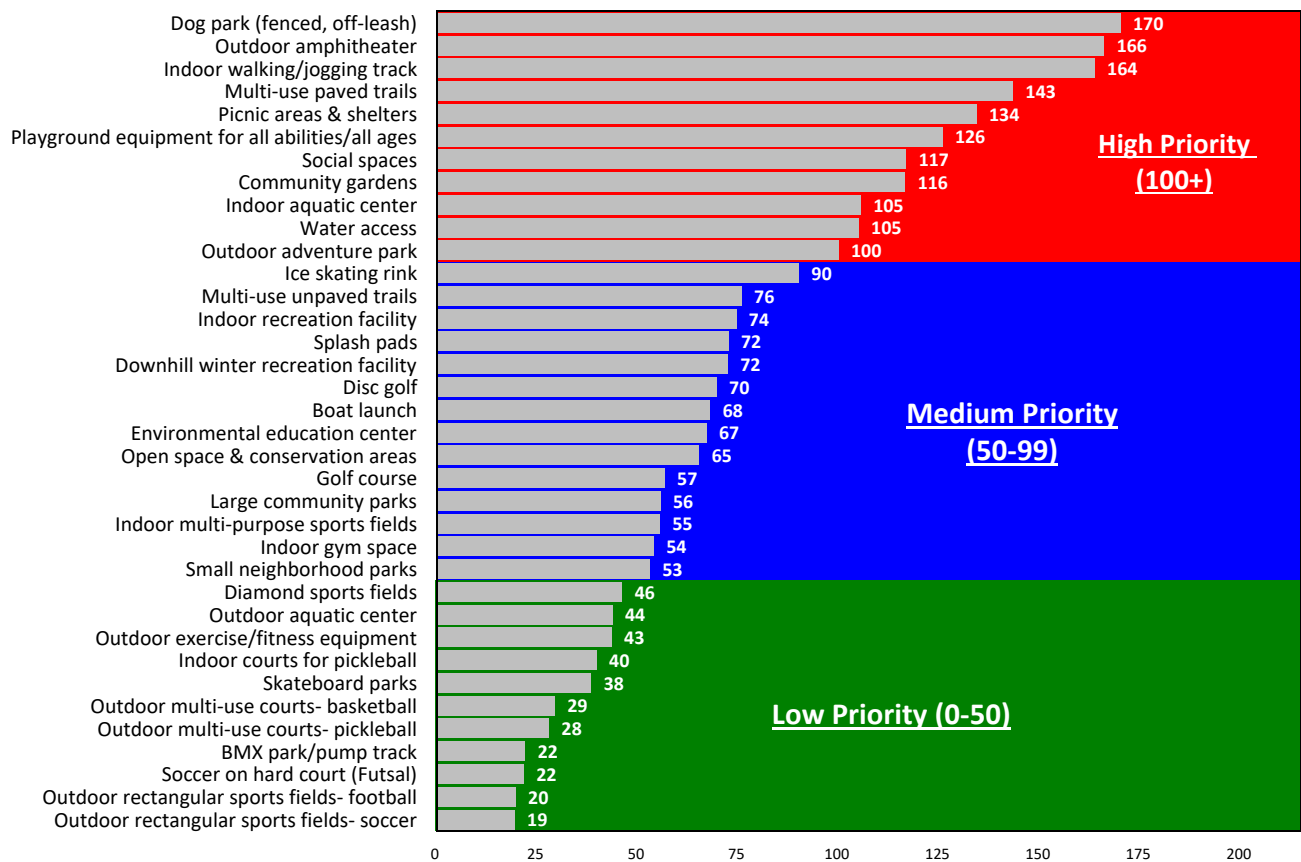
## Importance Rating for Facilities/Amenities

the rating for the item rated as the most important=100

the rating of all other items reflects the relative level of importance for each item compared to the item rated as the most important



## Top Priorities for Investment for Facilities/Amenities Based on the Priority Investment Rating

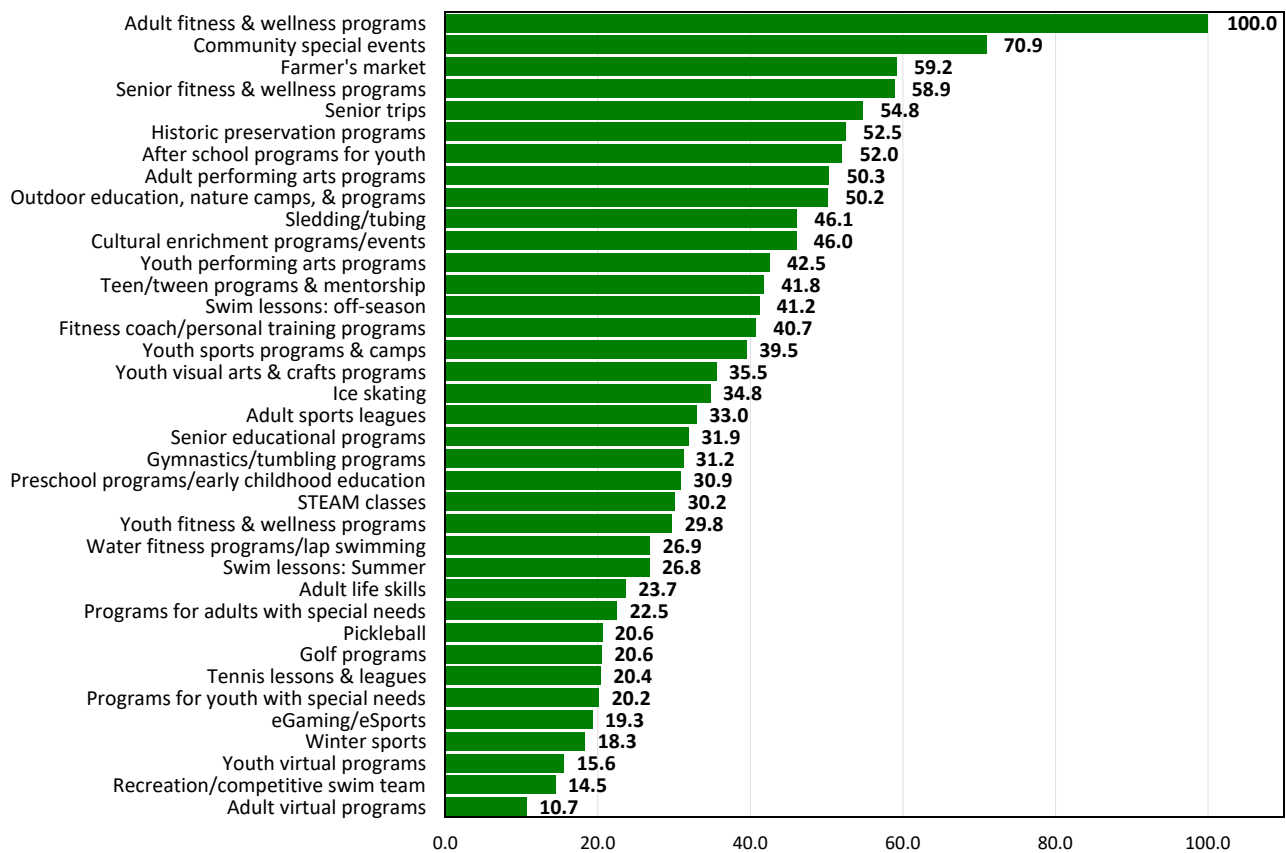


ETC Institute (2023)

## Unmet Needs Rating for Recreation Programs

the rating for the item with the most unmet need=100

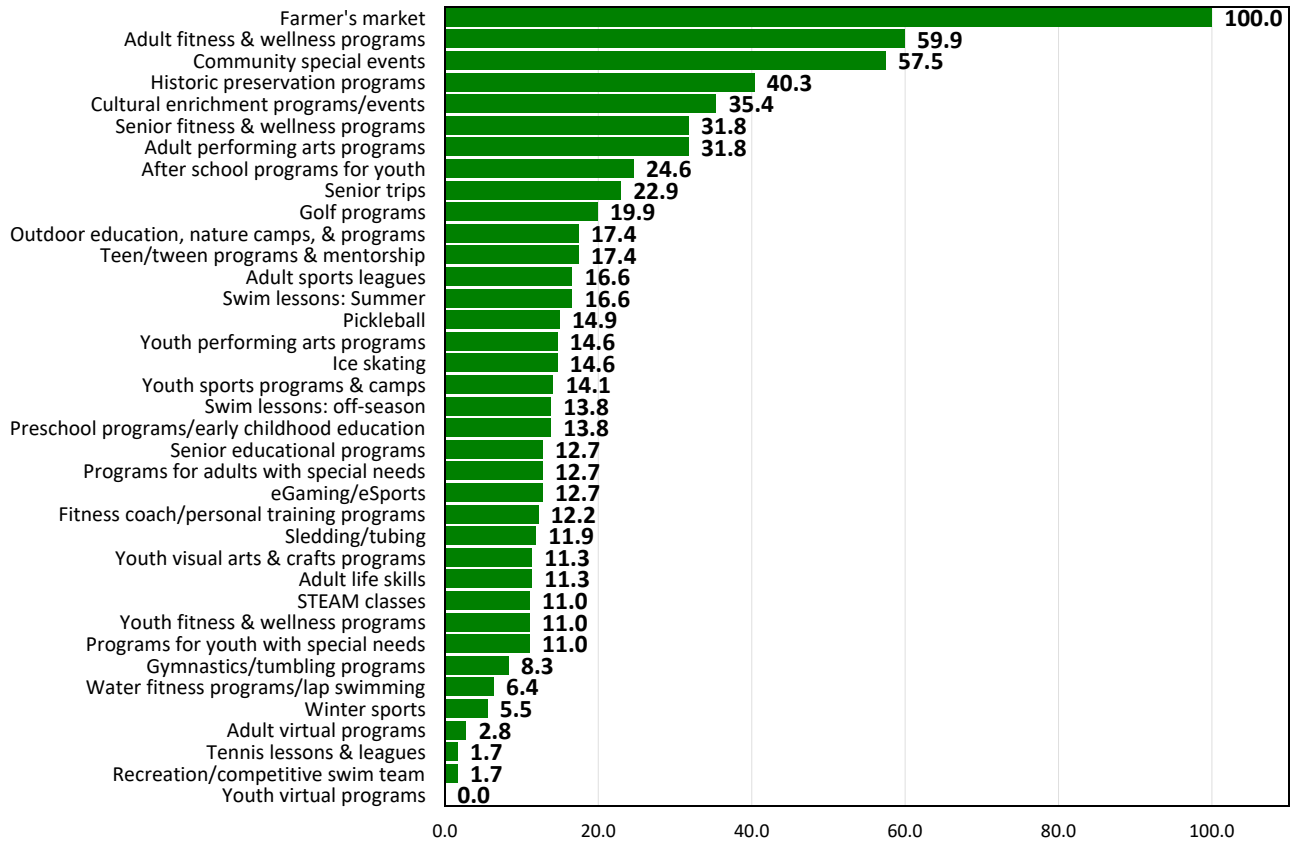
the rating of all other items reflects the relative amount of unmet need for each item compared to the item with the most unmet need



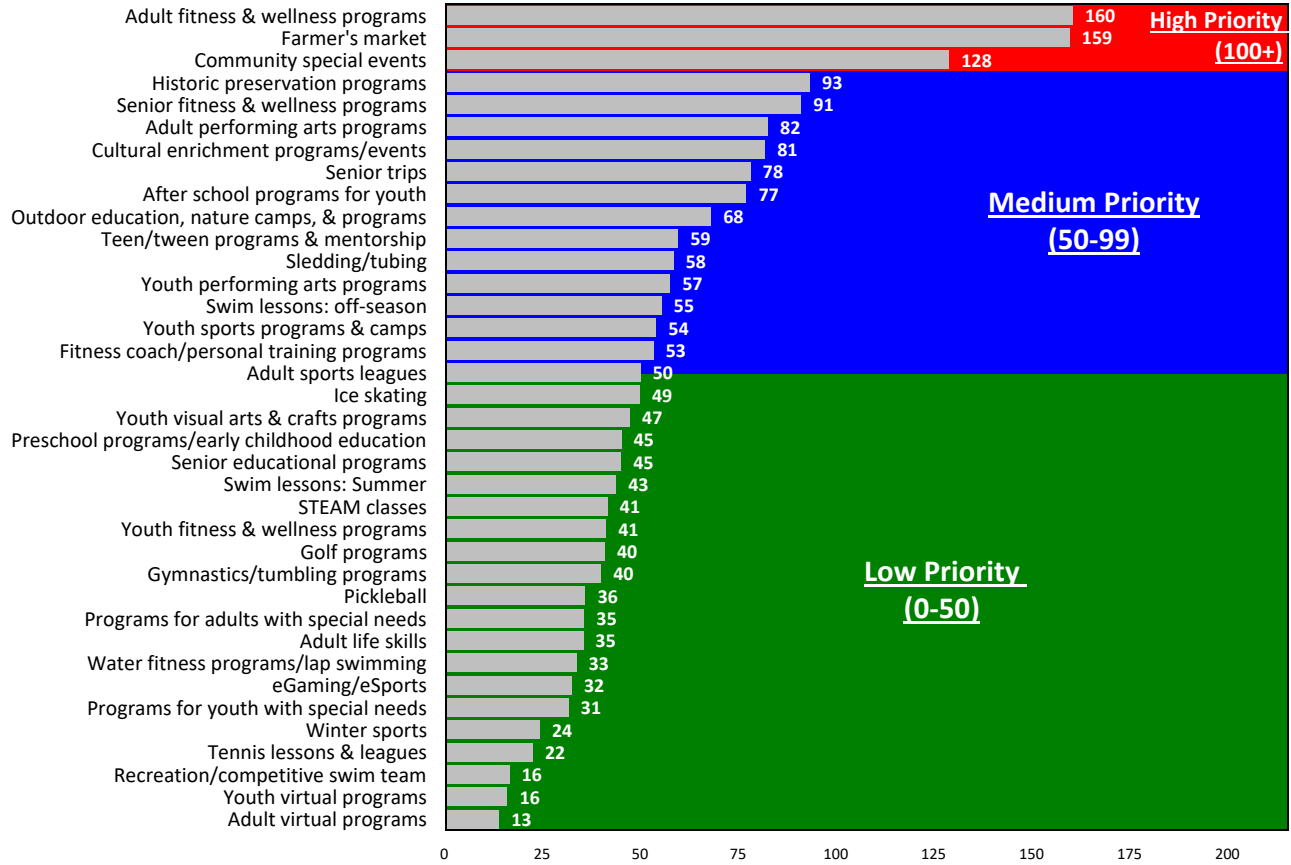
## Importance Rating for Recreation Programs

the rating for the item rated as the most important=100

the rating of all other items reflects the relative level of importance for each item compared to the item rated as the most important



## Top Priorities for Investment for Recreation Programs Based on the Priority Investment Rating



ETC Institute (2023)

# 4

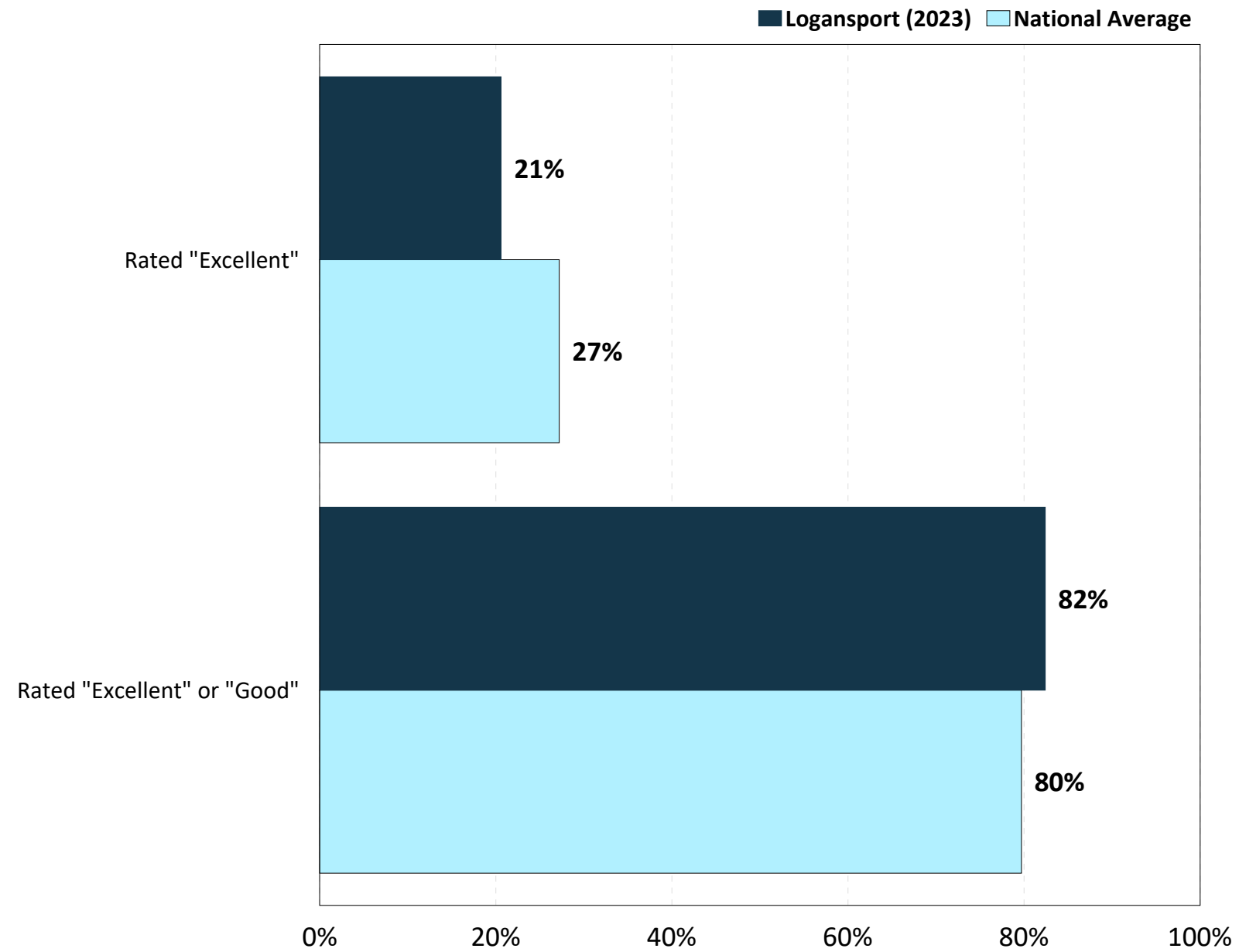
# Benchmarks

# National Benchmarks

**Note: The benchmarking data contained in this report is protected intellectual property. Any reproduction of the benchmarking information in this report by persons or organizations not directly affiliated with the City of Logansport Parks and Recreation Department is not authorized without written consent from ETC Institute.**

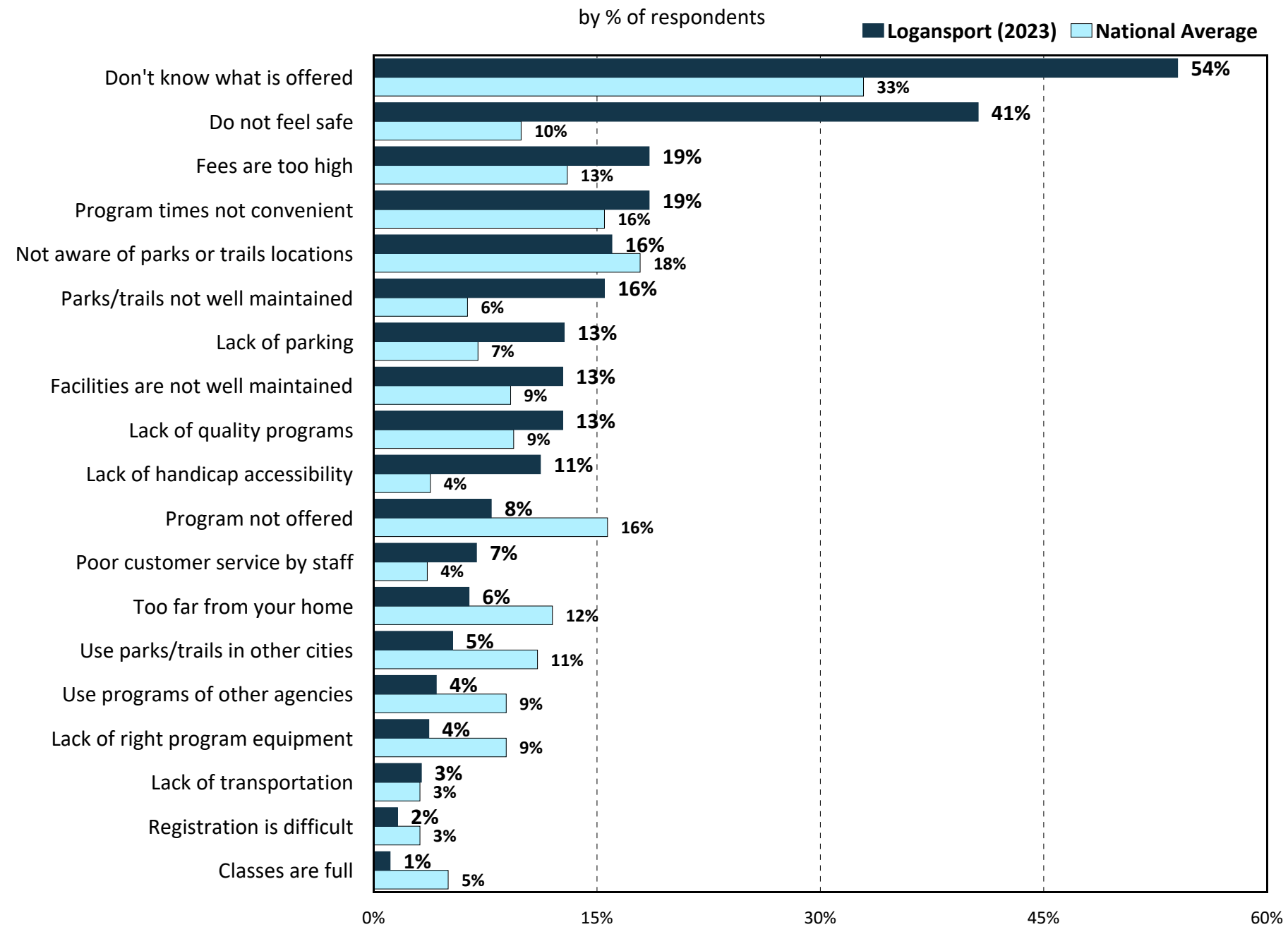
# Rating Quality of Recreation Programs

by percentage of respondents





## Barriers to Facilities and Programs Use

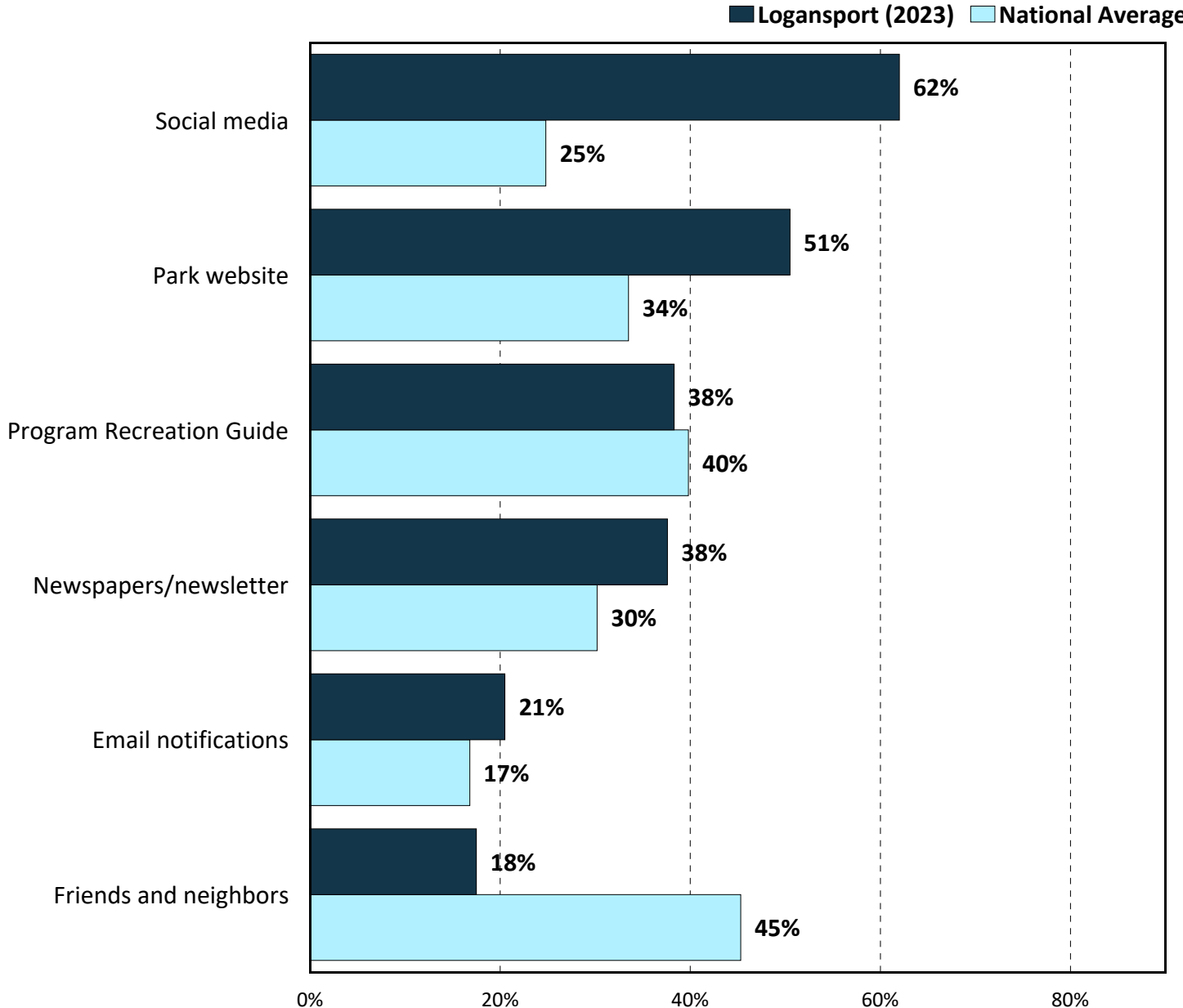


ETC Institute (2023)

62

# Ways households learn about activities and events

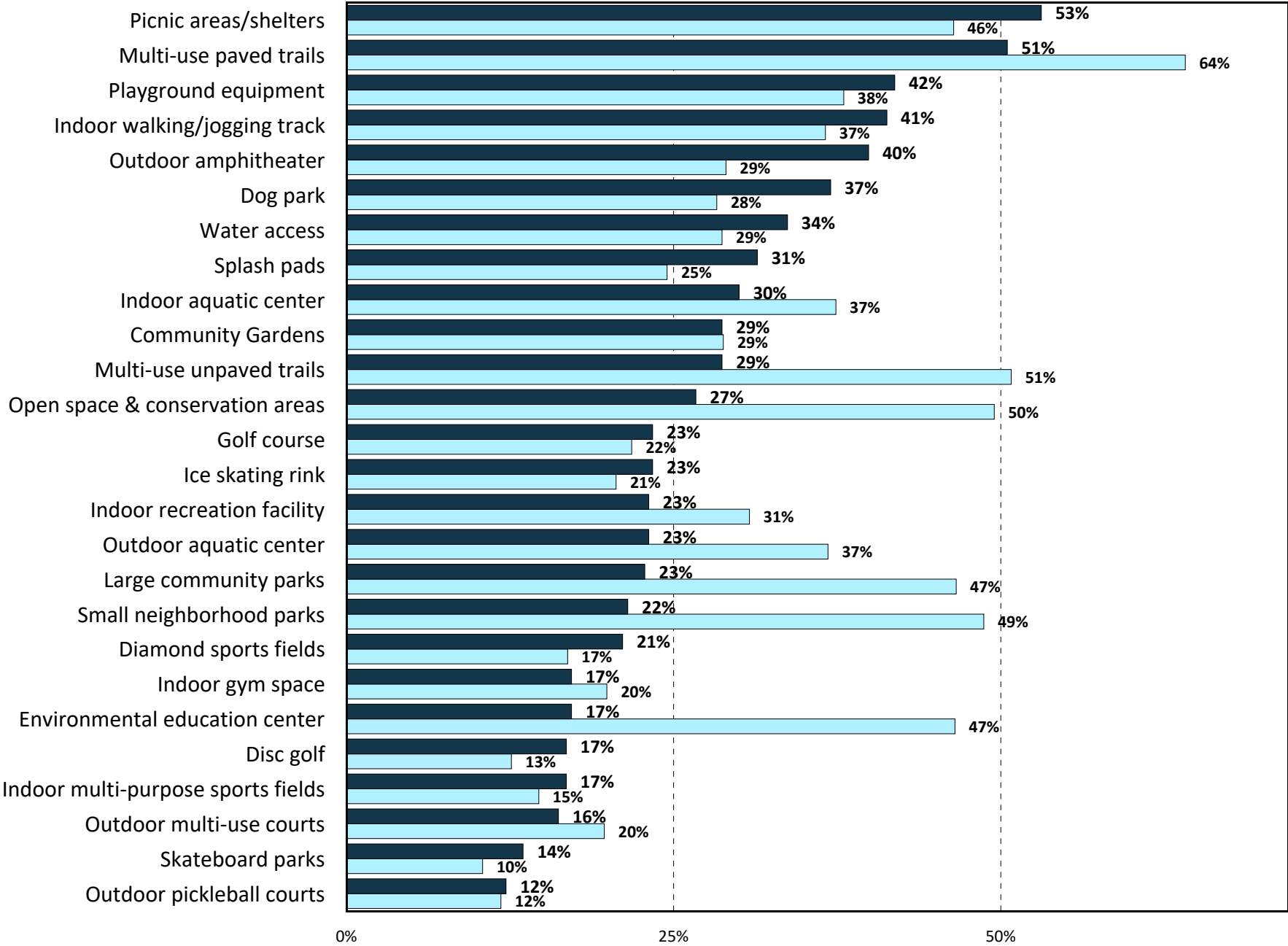
by percentage of respondents



# Respondents with Need for Park Facilities and Amenities

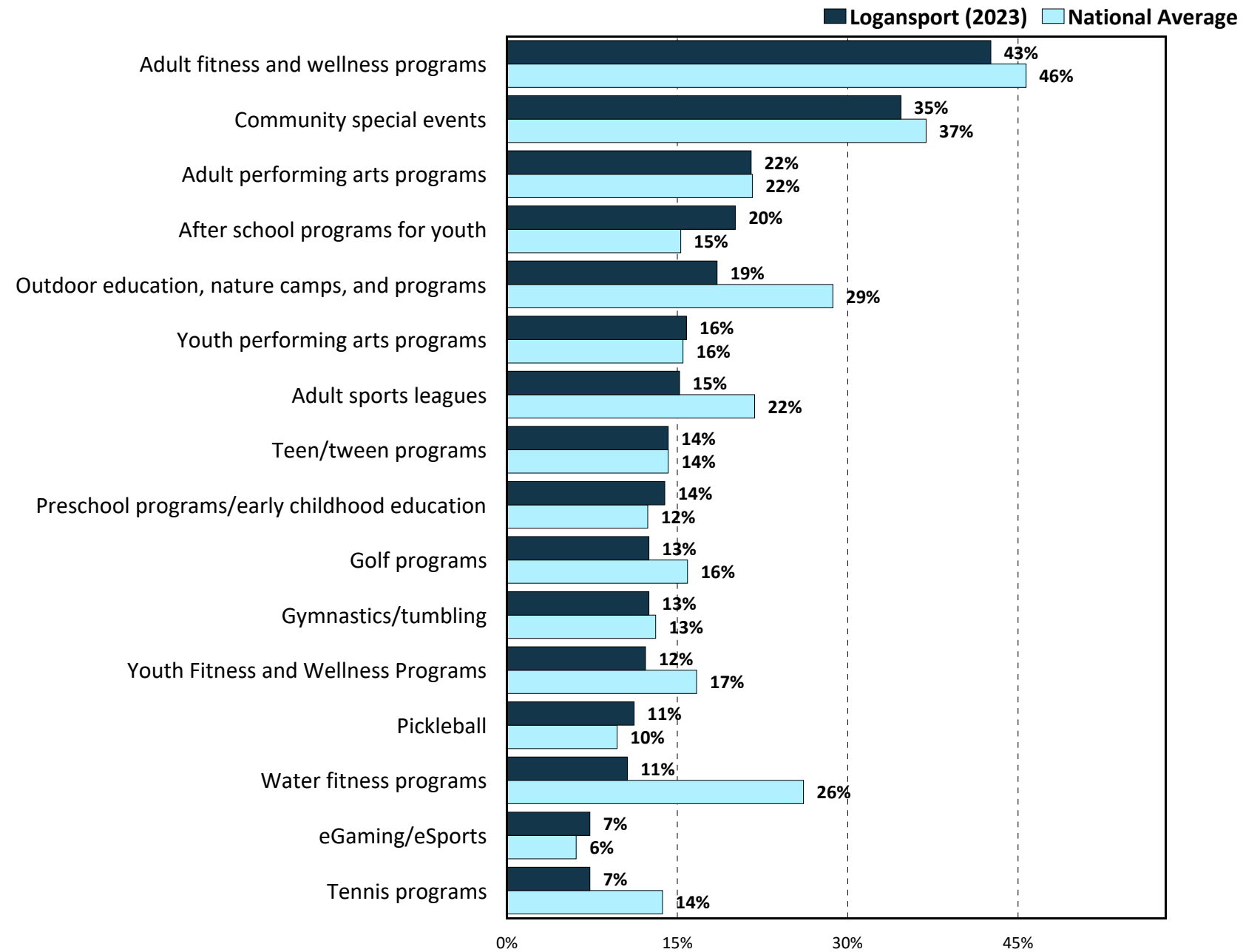
by percentage of respondents

■ Logansport (2023) ■ National Average



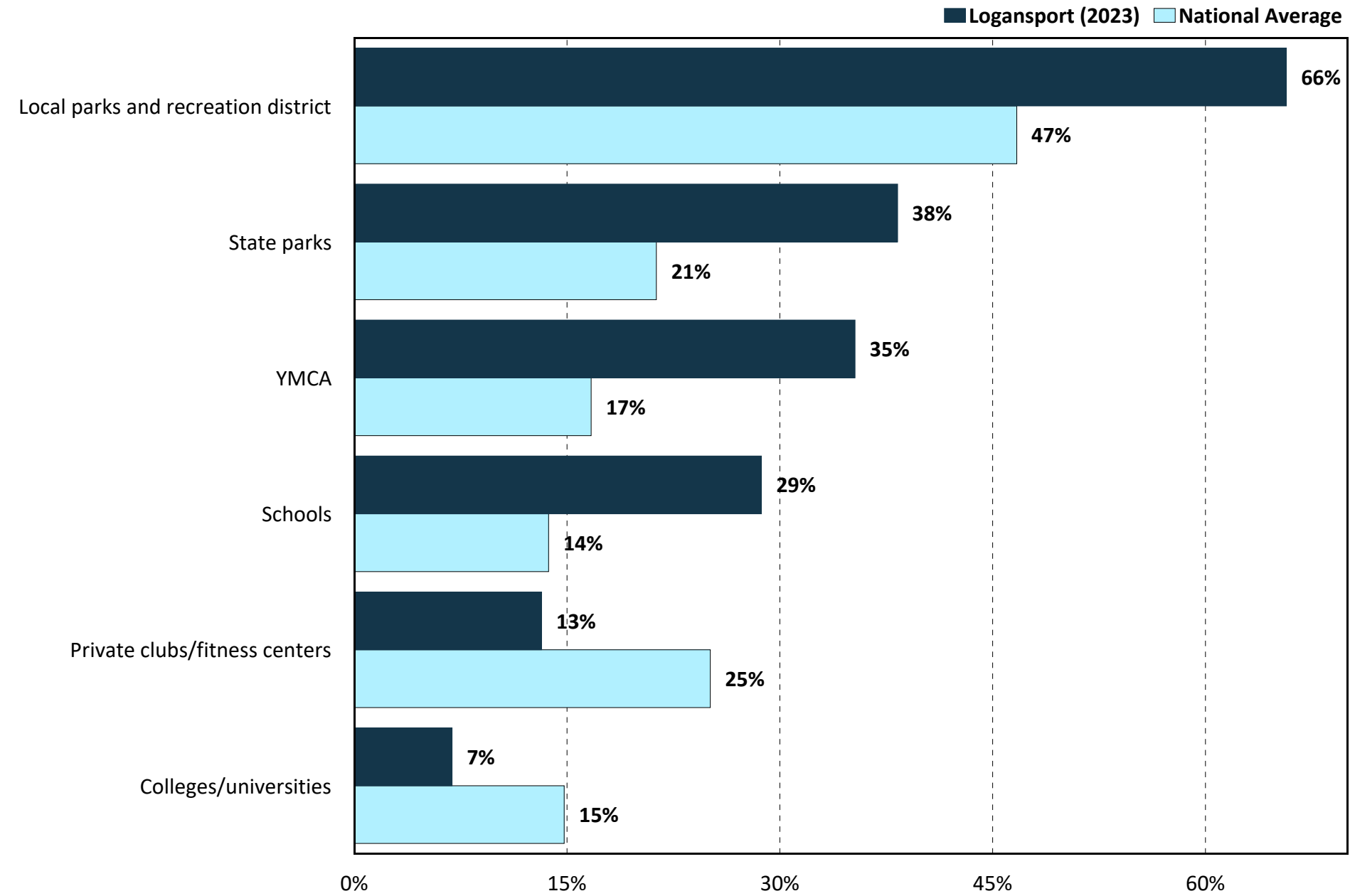
## Respondents with Need for Recreation Programs

by percentage of respondents



# Outside Organizations Used for Recreation

by % of respondents



# 5

# Tabular Data

**Q1. Please indicate if you or any members of your household have used or visited any of the following parks, properties, and facilities within the City of Logansport.**

(N=303)

	Yes	No
Q1-1. Penman Service Center/Park Office	17.8%	82.2%
Q1-2. Bishop Park	26.4%	73.6%
Q1-3. Burkhart Park	3.3%	96.7%
Q1-4. Dunwoody Park	17.5%	82.5%
Q1-5. Dykeman Park	39.6%	60.4%
Q1-6. Dykeman Park Municipal Golf Course	32.0%	68.0%
Q1-7. Eel River Run	38.3%	61.7%
Q1-8. Fairview Park	47.5%	52.5%
Q1-9. Flory Nature Preserve	19.1%	80.9%
Q1-10. Flory Memorial (3rd & Eel River Ave.)	11.2%	88.8%
Q1-11. Heritage Preservation Park (Downtown)	20.8%	79.2%
Q1-12. Huston Park	65.0%	35.0%
Q1-13. Jean Cole Park	6.9%	93.1%
Q1-14. Little Turtle Waterway	61.4%	38.6%
Q1-15. Little Turtle Waterway Trail	54.8%	45.2%
Q1-16. Melbourne Park	15.2%	84.8%
Q1-17. Memorial Park	7.3%	92.7%
Q1-18. Muehlhausen Park	38.6%	61.4%
Q1-19. Muehlhausen Aquatic Center (MAC)	32.7%	67.3%
Q1-20. Patriot Park	8.3%	91.7%
Q1-21. Riverside Park	85.8%	14.2%
Q1-22. Spencer Park	81.8%	18.2%
Q1-23. Stonewall Park	6.6%	93.4%
Q1-24. Other	3.6%	96.4%

ETC Institute (2023)

68

**Q1. If "Yes," please indicate how you would rate your satisfaction with the items.**

(N=290)

	Very satisfied	Satisfied	Neutral	Dissatisfied	Very dissatisfied	Not provided
Q1-1. Penman Service Center/Park Office	44.4%	42.6%	9.3%	0.0%	0.0%	3.7%
Q1-2. Bishop Park	21.3%	37.5%	35.0%	2.5%	0.0%	3.8%
Q1-3. Burkhart Park	10.0%	10.0%	40.0%	20.0%	0.0%	20.0%
Q1-4. Dunwoody Park	9.4%	39.6%	26.4%	11.3%	3.8%	9.4%
Q1-5. Dykeman Park	22.5%	49.2%	19.2%	4.2%	0.8%	4.2%
Q1-6. Dykeman Park Municipal Golf Course	38.1%	41.2%	11.3%	2.1%	1.0%	6.2%
Q1-7. Eel River Run	34.5%	43.1%	15.5%	0.9%	0.0%	6.0%
Q1-8. Fairview Park	25.7%	50.7%	15.3%	3.5%	0.0%	4.9%
Q1-9. Flory Nature Preserve	19.0%	50.0%	22.4%	1.7%	0.0%	6.9%
Q1-10. Flory Memorial (3rd & Eel River Ave.)	26.5%	29.4%	26.5%	8.8%	0.0%	8.8%
Q1-11. Heritage Preservation Park (Downtown)	25.4%	41.3%	20.6%	3.2%	0.0%	9.5%
Q1-12. Huston Park	51.8%	37.6%	5.6%	2.0%	0.0%	3.0%
Q1-13. Jean Cole Park	33.3%	38.1%	28.6%	0.0%	0.0%	0.0%
Q1-14. Little Turtle Waterway	38.7%	45.7%	10.2%	0.5%	0.0%	4.8%
Q1-15. Little Turtle Waterway Trail	41.0%	43.4%	9.0%	3.0%	0.6%	3.0%
Q1-16. Melbourne Park	8.7%	45.7%	32.6%	6.5%	2.2%	4.3%
Q1-17. Memorial Park	13.6%	36.4%	31.8%	0.0%	0.0%	18.2%



**Q1. If "Yes," please indicate how you would rate your satisfaction with the items.**

	Very satisfied	Satisfied	Neutral	Dissatisfied	Very dissatisfied	Not provided
Q1-18. Muehlhausen Park	23.9%	47.0%	17.9%	5.1%	2.6%	3.4%
Q1-19. Muehlhausen Aquatic Center (MAC)	35.4%	50.5%	7.1%	3.0%	0.0%	4.0%
Q1-20. Patriot Park	8.0%	36.0%	24.0%	20.0%	4.0%	8.0%
Q1-21. Riverside Park	33.8%	45.0%	10.0%	6.9%	1.5%	2.7%
Q1-22. Spencer Park	26.2%	49.6%	12.5%	8.1%	0.8%	2.8%
Q1-23. Stonewall Park	10.0%	30.0%	35.0%	10.0%	5.0%	10.0%
Q1-24. Other	54.5%	36.4%	0.0%	0.0%	0.0%	9.1%

**(WITHOUT "NOT PROVIDED")****Q1. If "Yes," please indicate how you would rate your satisfaction with the items. (without "not provided")**

(N=290)

	Very satisfied	Satisfied	Neutral	Dissatisfied	Very dissatisfied
Q1-1. Penman Service Center/Park Office	46.2%	44.2%	9.6%	0.0%	0.0%
Q1-2. Bishop Park	22.1%	39.0%	36.4%	2.6%	0.0%
Q1-3. Burkhart Park	12.5%	12.5%	50.0%	25.0%	0.0%
Q1-4. Dunwoody Park	10.4%	43.8%	29.2%	12.5%	4.2%
Q1-5. Dykeman Park	23.5%	51.3%	20.0%	4.3%	0.9%
Q1-6. Dykeman Park Municipal Golf Course	40.7%	44.0%	12.1%	2.2%	1.1%
Q1-7. Eel River Run	36.7%	45.9%	16.5%	0.9%	0.0%
Q1-8. Fairview Park	27.0%	53.3%	16.1%	3.6%	0.0%
Q1-9. Flory Nature Preserve	20.4%	53.7%	24.1%	1.9%	0.0%
Q1-10. Flory Memorial (3rd & Eel River Ave.)	29.0%	32.3%	29.0%	9.7%	0.0%
Q1-11. Heritage Preservation Park (Downtown)	28.1%	45.6%	22.8%	3.5%	0.0%
Q1-12. Huston Park	53.4%	38.7%	5.8%	2.1%	0.0%
Q1-13. Jean Cole Park	33.3%	38.1%	28.6%	0.0%	0.0%
Q1-14. Little Turtle Waterway	40.7%	48.0%	10.7%	0.6%	0.0%
Q1-15. Little Turtle Waterway Trail	42.2%	44.7%	9.3%	3.1%	0.6%
Q1-16. Melbourne Park	9.1%	47.7%	34.1%	6.8%	2.3%
Q1-17. Memorial Park	16.7%	44.4%	38.9%	0.0%	0.0%
Q1-18. Muehlhausen Park	24.8%	48.7%	18.6%	5.3%	2.7%
Q1-19. Muehlhausen Aquatic Center (MAC)	36.8%	52.6%	7.4%	3.2%	0.0%

**(WITHOUT "NOT PROVIDED")****Q1. If "Yes," please indicate how you would rate your satisfaction with the items. (without "not provided")**

	Very satisfied	Satisfied	Neutral	Dissatisfied	Very dissatisfied
Q1-20. Patriot Park	8.7%	39.1%	26.1%	21.7%	4.3%
Q1-21. Riverside Park	34.8%	46.2%	10.3%	7.1%	1.6%
Q1-22. Spencer Park	27.0%	51.0%	12.9%	8.3%	0.8%
Q1-23. Stonewall Park	11.1%	33.3%	38.9%	11.1%	5.6%
Q1-24. Other	60.0%	40.0%	0.0%	0.0%	0.0%

**Q1-24. Other**

Q1-24. Other	Number	Percent
River Bluff Trail	8	72.7 %
France Park	2	18.2 %
Aim High Park	1	9.1 %
Total	11	100.0 %

**Q2. Which FOUR parks, properties, and facilities areas listed in Question 1 are MOST IMPORTANT to you and members of your household?**

Q2. Top choice	Number	Percent
Penman Service Center/Park Office	2	0.7 %
Bishop Park	3	1.0 %
Dunwoody Park	5	1.7 %
Dykeman Park	7	2.3 %
Dykeman Park Municipal Golf Course	20	6.6 %
Eel River Run	7	2.3 %
Fairview Park	20	6.6 %
Flory Nature Preserve	3	1.0 %
Heritage Preservation Park (Downtown)	1	0.3 %
Huston Park	53	17.5 %
Jean Cole Park	1	0.3 %
Little Turtle Waterway	11	3.6 %
Little Turtle Waterway Trail	19	6.3 %
Muehlhausen Park	5	1.7 %
Muehlhausen Aquatic Center (MAC)	6	2.0 %
Patriot Park	2	0.7 %
Riverside Park	78	25.7 %
Spencer Park	37	12.2 %
Other	2	0.7 %
None chosen	21	6.9 %
Total	303	100.0 %

**Q2. Which FOUR parks, properties, and facilities areas listed in Question 1 are MOST IMPORTANT to you and members of your household?**

<u>Q2. 2nd choice</u>	<u>Number</u>	<u>Percent</u>
Bishop Park	3	1.0 %
Dunwoody Park	4	1.3 %
Dykeman Park	4	1.3 %
Dykeman Park Municipal Golf Course	12	4.0 %
Eel River Run	11	3.6 %
Fairview Park	10	3.3 %
Flory Nature Preserve	3	1.0 %
Flory Memorial (3rd & Eel River Ave.)	1	0.3 %
Heritage Preservation Park (Downtown)	1	0.3 %
Huston Park	38	12.5 %
Little Turtle Waterway	21	6.9 %
Little Turtle Waterway Trail	19	6.3 %
Melbourne Park	2	0.7 %
Muehlhausen Park	7	2.3 %
Muehlhausen Aquatic Center (MAC)	9	3.0 %
Patriot Park	1	0.3 %
Riverside Park	66	21.8 %
Spencer Park	53	17.5 %
Other	1	0.3 %
<u>None chosen</u>	<u>37</u>	<u>12.2 %</u>
Total	303	100.0 %

**Q2. Which FOUR parks, properties, and facilities areas listed in Question 1 are MOST IMPORTANT to you and members of your household?**

<u>Q2. 3rd choice</u>	<u>Number</u>	<u>Percent</u>
Bishop Park	4	1.3 %
Burkhart Park	2	0.7 %
Dykeman Park	6	2.0 %
Dykeman Park Municipal Golf Course	9	3.0 %
Eel River Run	7	2.3 %
Fairview Park	22	7.3 %
Flory Nature Preserve	3	1.0 %
Flory Memorial (3rd & Eel River Ave.)	1	0.3 %
Heritage Preservation Park (Downtown)	5	1.7 %
Huston Park	28	9.2 %
Jean Cole Park	1	0.3 %
Little Turtle Waterway	24	7.9 %
Little Turtle Waterway Trail	26	8.6 %
Melbourne Park	2	0.7 %
Memorial Park	1	0.3 %
Muehlhausen Park	9	3.0 %
Muehlhausen Aquatic Center (MAC)	13	4.3 %
Riverside Park	38	12.5 %
Spencer Park	49	16.2 %
Other	2	0.7 %
<u>None chosen</u>	<u>51</u>	<u>16.8 %</u>
Total	303	100.0 %

**Q2. Which FOUR parks, properties, and facilities areas listed in Question 1 are MOST IMPORTANT to you and members of your household?**

<u>Q2. 4th choice</u>	<u>Number</u>	<u>Percent</u>
Penman Service Center/Park Office	2	0.7 %
Bishop Park	5	1.7 %
Dunwoody Park	1	0.3 %
Dykeman Park	12	4.0 %
Dykeman Park Municipal Golf Course	6	2.0 %
Eel River Run	13	4.3 %
Fairview Park	12	4.0 %
Flory Nature Preserve	7	2.3 %
Heritage Preservation Park (Downtown)	7	2.3 %
Huston Park	24	7.9 %
Jean Cole Park	2	0.7 %
Little Turtle Waterway	20	6.6 %
Little Turtle Waterway Trail	24	7.9 %
Melbourne Park	1	0.3 %
Memorial Park	2	0.7 %
Muehlhausen Park	8	2.6 %
Muehlhausen Aquatic Center (MAC)	14	4.6 %
Patriot Park	3	1.0 %
Riverside Park	29	9.6 %
Spencer Park	40	13.2 %
Stonewall Park	2	0.7 %
Other	2	0.7 %
<u>None chosen</u>	<u>67</u>	<u>22.1 %</u>
Total	303	100.0 %

**(SUM OF TOP 4)****Q2. Which FOUR parks, properties, and facilities areas listed in Question 1 are MOST IMPORTANT to you and members of your household? (top 4)**

<u>Q2. Top choice</u>	<u>Number</u>	<u>Percent</u>
Penman Service Center/Park Office	4	1.3 %
Bishop Park	15	5.0 %
Burkhart Park	2	0.7 %
Dunwoody Park	10	3.3 %
Dykeman Park	29	9.6 %
Dykeman Park Municipal Golf Course	47	15.5 %
Eel River Run	38	12.5 %
Fairview Park	64	21.1 %
Flory Nature Preserve	16	5.3 %
Flory Memorial (3rd & Eel River Ave.)	2	0.7 %
Heritage Preservation Park (Downtown)	14	4.6 %
Huston Park	143	47.2 %
Jean Cole Park	4	1.3 %
Little Turtle Waterway	76	25.1 %
Little Turtle Waterway Trail	88	29.0 %
Melbourne Park	5	1.7 %
Memorial Park	3	1.0 %
Muehlhausen Park	29	9.6 %
Muehlhausen Aquatic Center (MAC)	42	13.9 %
Patriot Park	6	2.0 %
Riverside Park	211	69.6 %
Spencer Park	179	59.1 %
Stonewall Park	2	0.7 %
Other	7	2.3 %
None chosen	21	6.9 %
Total	1057	

**Q3. Overall, how would you rate the physical condition of ALL the City of Logansport parks and recreation facilities you have visited?**

<u>Q3. How would you rate overall physical condition of all City parks &amp; recreation facilities you have visited</u>	<u>Number</u>	<u>Percent</u>
Excellent	38	12.5 %
Good	167	55.1 %
Fair	74	24.4 %
Poor	13	4.3 %
I have not visited any parks or recreation facilities	11	3.6 %
Total	303	100.0 %

**Q4. Please CHECK ALL the following reasons that have prevented you or other members of your household from using City of Logansport parks or recreation facilities MORE OFTEN.**

Q4. All the reasons that have prevented your household from using City parks or recreation facilities more often

	Number	Percent
Use parks/trails in other cities	11	3.6 %
Too far from your home	13	4.3 %
Parks/trails are not well maintained	29	9.6 %
Lack of features we want to use	70	23.1 %
Lack of parking to access parks/trails	24	7.9 %
Do not feel safe using parks/trails	79	26.1 %
Lack of handicap accessibility	22	7.3 %
Not aware of parks or trails locations	33	10.9 %
Lack of transportation	7	2.3 %
Lack of restrooms	70	23.1 %
Other	21	6.9 %
None, nothing prevents us from using or visiting	116	38.3 %
Total	495	

**(WITHOUT "NONE")**

**Q4. Please CHECK ALL the following reasons that have prevented you or other members of your household from using City of Logansport parks or recreation facilities MORE OFTEN. (without "none")**

Q4. All the reasons that have prevented your household from using City parks or recreation facilities more often

	Number	Percent
Use parks/trails in other cities	10	5.3 %
Too far from your home	12	6.4 %
Parks/trails are not well maintained	29	15.5 %
Lack of features we want to use	67	35.8 %
Lack of parking to access parks/trails	24	12.8 %
Do not feel safe using parks/trails	76	40.6 %
Lack of handicap accessibility	21	11.2 %
Not aware of parks or trails locations	30	16.0 %
Lack of transportation	6	3.2 %
Lack of restrooms	66	35.3 %
Other	21	11.2 %
Total	362	

**Q4-11. Other**

<u>Q4-11. Other</u>	<u>Number</u>	<u>Percent</u>
Dogs off leash, dog poop everywhere	1	5.0 %
I liked to watch softball games at Riverside	1	5.0 %
Trash Removal/environmental maintain	1	5.0 %
Looking for pickleball courts	1	5.0 %
Rails to trails is underdeveloped compared to other cities	1	5.0 %
Having mobility issues makes it hard to really enjoy the parks	1	5.0 %
Work	1	5.0 %
Lack of features is a big reason we don't use parks in Logansport as often	1	5.0 %
Restrooms are often locked	1	5.0 %
Weather	1	5.0 %
Need more at Spencer Park for kids	1	5.0 %
Vandalism	1	5.0 %
Enjoyed all parks, ball games at Riverside City pool	1	5.0 %
Need benches at Huston Park, swings and slides at Spencer	1	5.0 %
Time/life	1	5.0 %
Safety of the equipment	1	5.0 %
Locked restrooms, need police presence	1	5.0 %
Walkways to get to Huston Park from where I live	1	5.0 %
The Parks Board management of Dykeman Park has been a disaster	1	5.0 %
River bank maintenance	1	5.0 %
Total	20	100.0 %

**Q5. Has your household participated in any recreation programs/events offered by Logansport Parks and Recreation during the past TWO years?**

Q5. Has your household participated in any recreation programs/events offered by Logansport Parks and Recreation during the past TWO years?

	<u>Number</u>	<u>Percent</u>
Yes	131	43.2 %
No	172	56.8 %
Total	303	100.0 %

**Q5a. How many recreation programs/events offered by Logansport Parks and Recreation have you or members of your household participated in during the past TWO years?**

Q5a. How many recreation programs/events has your household participated in during past two years

	<u>Number</u>	<u>Percent</u>
One	17	13.0 %
2-3	75	57.3 %
4-6	30	22.9 %
7+	7	5.3 %
Not provided	2	1.5 %
Total	131	100.0 %



**(WITHOUT "NOT PROVIDED")****Q5a. How many recreation programs/events offered by Logansport Parks and Recreation have you or members of your household participated in during the past TWO years? (without "not provided")**

Q5a. How many recreation programs/events has your household participated in during past two years

	Number	Percent
One	17	13.2 %
2-3	75	58.1 %
4-6	30	23.3 %
7+	7	5.4 %
Total	129	100.0 %

**Q5b. How would you rate the overall quality of recreation programs/events offered by Logansport Parks and Recreation in which your household has participated?**

Q5b. How would you rate overall quality of recreation programs/events in which your household has participated

	Number	Percent
Excellent	27	20.6 %
Good	81	61.8 %
Fair	23	17.6 %
Total	131	100.0 %

**Q6. Please CHECK ALL the following reasons that prevent you or members of your household from using recreation programs/events offered by Logansport Parks and Recreation MORE OFTEN.**

Q6. All the reasons that prevent your household from using recreation programs/events more often

	Number	Percent
Lack of quality instructors	9	3.0 %
Old & outdated facilities	24	7.9 %
Use programs of other agencies	8	2.6 %
I don't know what is offered	102	33.7 %
Lack of quality programs	24	7.9 %
Fees are too high	35	11.6 %
Too far from your home	7	2.3 %
Program times are not convenient	35	11.6 %
Classes are full	2	0.7 %
Program not offered	15	5.0 %
Registration is difficult	3	1.0 %
Poor customer service by staff	13	4.3 %
Lack of transportation	8	2.6 %
Lack of right program equipment	7	2.3 %
Too busy/not interested	63	20.8 %
Other	8	2.6 %
None, nothing prevents us from using or participating	114	37.6 %
Total	477	

**(WITHOUT "NONE")****Q6. Please CHECK ALL the following reasons that prevent you or members of your household from using recreation programs/events offered by Logansport Parks and Recreation MORE OFTEN. (without "none")**

Q6. All the reasons that prevent your household from using recreation programs/events more often

	Number	Percent
Lack of quality instructors	9	4.8 %
Old & outdated facilities	24	12.7 %
Use programs of other agencies	8	4.2 %
I don't know what is offered	102	54.0 %
Lack of quality programs	24	12.7 %
Fees are too high	35	18.5 %
Too far from your home	7	3.7 %
Program times are not convenient	35	18.5 %
Classes are full	2	1.1 %
Program not offered	15	7.9 %
Registration is difficult	3	1.6 %
Poor customer service by staff	13	6.9 %
Lack of transportation	8	4.2 %
Lack of right program equipment	7	3.7 %
Too busy/not interested	63	33.3 %
Other	8	4.2 %
Total	363	

**Q6-24. Other**

Q6. Other	Number	Percent
health	1	14.3%
Injuries	1	14.3%
Son is just turning 5 years old and will probably be looking into this further.	1	14.3%
The times things are offered don't work for our family most of the time.	1	14.3%
Too many people in a too confined space for fireworks. Too difficult/far for disabled/ handicapped persons to walk to reach the event due to lack of parking space. Take it back to Fairview!	1	14.3%
Wasted space for non-use facility	1	14.3%
You sold the land to a private person or company. Now the natural features are gone. Also, it would be trespassing.	1	14.3%
Total	7	

**Q7. Please rate your level of agreement with the following statements about some potential benefits of the Logansport Parks and Recreation services.**

(N=303)

	Strongly agree	Agree	Neutral	Disagree	Strongly disagree	Don't know
Q7-1. Helps to attract new residents & businesses	17.8%	34.3%	26.1%	9.6%	3.3%	8.9%
Q7-2. Helps to reduce crime in my neighborhood & keep kids out of trouble	14.2%	22.4%	33.3%	17.2%	5.3%	7.6%
Q7-3. Improves my (my household's) mental health & reduces stress	19.8%	38.3%	27.4%	4.6%	2.6%	7.3%
Q7-4. Improves my (my household's) physical health & fitness	23.1%	44.6%	19.8%	2.0%	2.3%	8.3%
Q7-5. Increases my (my household's) property value	8.9%	18.5%	37.3%	16.2%	4.6%	14.5%
Q7-6. Improves my (my household's) overall quality of life	17.5%	36.0%	30.4%	3.6%	2.6%	9.9%
Q7-7. Is age-friendly & accessible to all age groups	15.2%	45.2%	18.2%	8.6%	3.3%	9.6%
Q7-8. Makes Logansport a more desirable place to live	20.8%	35.6%	25.1%	6.9%	4.6%	6.9%
Q7-9. Positively impacts economic/business development	14.5%	27.4%	33.3%	9.6%	3.0%	12.2%
Q7-10. Preserves open space & protects the environment	22.8%	43.2%	21.1%	3.3%	1.3%	8.3%
Q7-11. Promotes tourism to City & the region	13.2%	32.0%	29.7%	8.9%	5.6%	10.6%
Q7-12. Provides jobs/professional development for youth	7.3%	27.4%	33.3%	15.2%	2.3%	14.5%

**Q7. Please rate your level of agreement with the following statements about some potential benefits of the Logansport Parks and Recreation services.**

	Strongly agree	Agree	Neutral	Disagree	Strongly disagree	Don't know
Q7-13. Provides positive social interactions for me (my household/family)	18.2%	39.6%	23.4%	6.6%	3.6%	8.6%
Q7-14. Provides volunteer opportunities for the community	12.9%	38.6%	23.8%	7.6%	2.0%	15.2%
Q7-15. Provides historic preservation of Logansport's heritage	15.8%	38.6%	24.4%	5.6%	2.6%	12.9%
Q7-16. Other	60.0%	40.0%	0.0%	0.0%	0.0%	0.0%

**(WITHOUT "DON'T KNOW")****Q7. Please rate your level of agreement with the following statements about some potential benefits of the Logansport Parks and Recreation services. (without "don't know")**

(N=303)

	Strongly agree	Agree	Neutral	Disagree	Strongly disagree
Q7-1. Helps to attract new residents & businesses	19.6%	37.7%	28.6%	10.5%	3.6%
Q7-2. Helps to reduce crime in my neighborhood & keep kids out of trouble	15.4%	24.3%	36.1%	18.6%	5.7%
Q7-3. Improves my (my household's) mental health & reduces stress	21.4%	41.3%	29.5%	5.0%	2.8%
Q7-4. Improves my (my household's) physical health & fitness	25.2%	48.6%	21.6%	2.2%	2.5%
Q7-5. Increases my (my household's) property value	10.4%	21.6%	43.6%	18.9%	5.4%
Q7-6. Improves my (my household's) overall quality of life	19.4%	39.9%	33.7%	4.0%	2.9%
Q7-7. Is age-friendly & accessible to all age groups	16.8%	50.0%	20.1%	9.5%	3.6%
Q7-8. Makes Logansport a more desirable place to live	22.3%	38.3%	27.0%	7.4%	5.0%
Q7-9. Positively impacts economic/ business development	16.5%	31.2%	38.0%	10.9%	3.4%
Q7-10. Preserves open space & protects the environment	24.8%	47.1%	23.0%	3.6%	1.4%
Q7-11. Promotes tourism to City & the region	14.8%	35.8%	33.2%	10.0%	6.3%
Q7-12. Provides jobs/professional development for youth	8.5%	32.0%	39.0%	17.8%	2.7%
Q7-13. Provides positive social interactions for me (my household/family)	19.9%	43.3%	25.6%	7.2%	4.0%
Q7-14. Provides volunteer opportunities for the community	15.2%	45.5%	28.0%	8.9%	2.3%
Q7-15. Provides historic preservation of Logansport's heritage	18.2%	44.3%	28.0%	6.4%	3.0%
Q7-16. Other	60.0%	40.0%	0.0%	0.0%	0.0%

**Q7-16. Other**

Q7-16. Other	Number	Percent
Need to finish job looks like a construction nightmare	1	20.0 %
Like car show at park, cars from US 24 speedway should be in show	1	20.0 %
Address drug problem	1	20.0 %
Safe place for children to play	1	20.0 %
Provide enjoyment	1	20.0 %
Total	5	100.0 %

**Q8. Please indicate if you or any members of your household have a need for each of the parks and recreation facilities/amenities listed below.**

(N=303)

	Yes	No
Q8-1. BMX park/pump track	6.6%	93.4%
Q8-2. Boat launch	17.8%	82.2%
Q8-3. Community gardens	28.7%	71.3%
Q8-4. Diamond sports fields (e.g., baseball, softball)	21.1%	78.9%
Q8-5. Disc golf	16.8%	83.2%
Q8-6. Dog park (fenced, off-leash)	37.0%	63.0%
Q8-7. Downhill winter recreation facility	22.1%	77.9%
Q8-8. Environmental education center	17.2%	82.8%
Q8-9. Soccer on hard court (Futsal)	5.9%	94.1%
Q8-10. Golf course	23.4%	76.6%
Q8-11. Ice skating rink	23.4%	76.6%
Q8-12. Indoor aquatic center	30.0%	70.0%
Q8-13. Indoor courts for pickleball	11.6%	88.4%
Q8-14. Indoor gym space (basketball/ volleyball courts)	17.2%	82.8%
Q8-15. Indoor multi-purpose sports fields	16.8%	83.2%
Q8-16. Indoor recreation facility	23.1%	76.9%
Q8-17. Indoor walking/jogging track	41.3%	58.7%
Q8-18. Large community parks (10 acres or larger)	22.8%	77.2%
Q8-19. Multi-use paved trails (hiking, biking, walking)	50.5%	49.5%

ETC Institute (2023)

83

**Q8. Please indicate if you or any members of your household have a need for each of the parks and recreation facilities/amenities listed below.**

	Yes	No
Q8-20. Multi-use unpaved trails (hiking, biking, walking)	28.7%	71.3%
Q8-21. Open space & conservation areas	26.7%	73.3%
Q8-22. Outdoor adventure park (e.g., climbing walls, ropes, swings, ziplines)	29.0%	71.0%
Q8-23. Outdoor amphitheater/outdoor performing arts venue	39.9%	60.1%
Q8-24. Outdoor aquatic center	23.1%	76.9%
Q8-25. Outdoor exercise/fitness equipment	17.2%	82.8%
Q8-26. Outdoor multi-use courts-basketball	16.2%	83.8%
Q8-27. Outdoor multi-use courts-pickleball	12.2%	87.8%
Q8-28. Outdoor rectangular sports fields-football	8.3%	91.7%
Q8-29. Outdoor rectangular sports fields-soccer	9.2%	90.8%
Q8-30. Playground equipment for all abilities/all ages	41.9%	58.1%
Q8-31. Picnic areas & shelters	53.1%	46.9%
Q8-32. Social spaces (i.e., fire pit social area or teenage socializing areas)	35.3%	64.7%
Q8-33. Skateboard parks	13.5%	86.5%
Q8-34. Small neighborhood parks (3 acres or larger)	21.5%	78.5%
Q8-35. Splash pads	31.4%	68.6%
Q8-36. Water access (canoeing, kayaking, etc.)	33.7%	66.3%
Q8-37. Other	3.3%	96.7%

**Q8. If "Yes," please rate how well your needs for facilities/amenities of this type are being met using a scale of 1 to 5, where 5 means they are "100% Met" and 1 means "0% Met."**

(N=279)

	100% met	75% met	50% met	25% met	0% met
Q8-1. BMX park/pump track	5.0%	0.0%	20.0%	10.0%	65.0%
Q8-2. Boat launch	11.8%	13.7%	39.2%	15.7%	19.6%
Q8-3. Community gardens	3.9%	3.9%	18.4%	19.7%	53.9%
Q8-4. Diamond sports fields (e.g., baseball, softball)	35.1%	19.3%	24.6%	17.5%	3.5%
Q8-5. Disc golf	6.8%	9.1%	18.2%	13.6%	52.3%
Q8-6. Dog park (fenced, off-leash)	6.8%	5.8%	5.8%	11.7%	69.9%
Q8-7. Downhill winter recreation facility	7.9%	11.1%	17.5%	25.4%	38.1%
Q8-8. Environmental education center	2.0%	2.0%	26.0%	18.0%	52.0%
Q8-9. Soccer on hard court (Futsal)	14.3%	14.3%	7.1%	14.3%	50.0%
Q8-10. Golf course	51.5%	31.8%	9.1%	3.0%	4.5%
Q8-11. Ice skating rink	4.6%	4.6%	6.2%	3.1%	81.5%
Q8-12. Indoor aquatic center	7.1%	6.0%	14.3%	13.1%	59.5%
Q8-13. Indoor courts for pickleball	13.3%	16.7%	16.7%	13.3%	40.0%
Q8-14. Indoor gym space (basketball/volleyball courts)	15.2%	8.7%	13.0%	23.9%	39.1%
Q8-15. Indoor multi-purpose sports fields	4.5%	4.5%	4.5%	18.2%	68.2%
Q8-16. Indoor recreation facility	7.8%	9.4%	23.4%	10.9%	48.4%
Q8-17. Indoor walking/jogging track	8.8%	5.3%	9.6%	14.9%	61.4%
Q8-18. Large community parks (10 acres or larger)	29.2%	24.6%	21.5%	12.3%	12.3%
Q8-19. Multi-use paved trails (hiking, biking, walking)	39.2%	29.4%	23.1%	4.2%	4.2%



**Q8. If "Yes," please rate how well your needs for facilities/amenities of this type are being met using a scale of 1 to 5, where 5 means they are "100% Met" and 1 means "0% Met."**

	100% met	75% met	50% met	25% met	0% met
Q8-20. Multi-use unpaved trails (hiking, biking, walking)	30.9%	23.5%	27.2%	13.6%	4.9%
Q8-21. Open space & conservation areas	27.0%	23.0%	29.7%	16.2%	4.1%
Q8-22. Outdoor adventure park (e.g., climbing walls, ropes, swings, ziplines)	3.8%	8.8%	8.8%	15.0%	63.8%
Q8-23. Outdoor amphitheater/outdoor performing arts venue	7.0%	0.9%	19.1%	21.7%	51.3%
Q8-24. Outdoor aquatic center	29.2%	24.6%	26.2%	10.8%	9.2%
Q8-25. Outdoor exercise/fitness equipment	20.0%	8.0%	18.0%	20.0%	34.0%
Q8-26. Outdoor multi-use courts-basketball	24.4%	31.1%	22.2%	13.3%	8.9%
Q8-27. Outdoor multi-use courts-pickleball	23.5%	26.5%	20.6%	17.6%	11.8%
Q8-28. Outdoor rectangular sports fields-football	15.0%	20.0%	25.0%	25.0%	15.0%
Q8-29. Outdoor rectangular sports fields-soccer	13.6%	18.2%	27.3%	27.3%	13.6%
Q8-30. Playground equipment for all abilities/all ages	16.1%	33.1%	20.3%	17.8%	12.7%
Q8-31. Picnic areas & shelters	20.7%	39.3%	25.3%	12.7%	2.0%
Q8-32. Social spaces (i.e., fire pit social area or teenage socializing areas)	5.9%	5.0%	12.9%	25.7%	50.5%
Q8-33. Skateboard parks	13.9%	8.3%	11.1%	5.6%	61.1%
Q8-34. Small neighborhood parks (3 acres or larger)	25.0%	21.7%	28.3%	18.3%	6.7%
Q8-35. Splash pads	25.8%	16.9%	24.7%	21.3%	11.2%
Q8-36. Water access (canoeing, kayaking, etc.)	16.3%	16.3%	28.3%	21.7%	17.4%
Q8-37. Other	0.0%	0.0%	0.0%	37.5%	62.5%

**Q8-37. Other:**

Q8-37. Other	Number	Percent
Volleyball court outside or inside	1	10.0 %
Open air roller skating rink at Spencer Park	1	10.0 %
Food/snack and soda/water machines	1	10.0 %
We need pickleball courts as it's become very popular	1	10.0 %
Camping	1	10.0 %
We have 2 rivers yet very few nice fishing spots	1	10.0 %
Restrooms	1	10.0 %
Volleyball	1	10.0 %
We need fewer parks, but better quality	1	10.0 %
A wildlife preserve with paths and woodlands	1	10.0 %
Total	10	100.0 %

**Q9. Which FOUR facilities/amenities from the list in Question 8 are MOST IMPORTANT to your household?**

Q9. Top choice	Number	Percent
BMX park/pump track	2	0.7 %
Boat launch	18	5.9 %
Community gardens	14	4.6 %
Diamond sports fields (e.g., baseball, softball)	11	3.6 %
Disc golf	8	2.6 %
Dog park (fenced, off-leash)	26	8.6 %
Downhill winter recreation facility	1	0.3 %
Environmental education center	2	0.7 %
Soccer on hard court (Futsal)	2	0.7 %
Golf course	22	7.3 %
Ice skating rink	3	1.0 %
Indoor aquatic center	8	2.6 %
Indoor courts for pickleball	5	1.7 %
Indoor gym space (basketball/volleyball courts)	1	0.3 %
Indoor multi-purpose sports fields	2	0.7 %
Indoor recreation facility	6	2.0 %
Indoor walking/jogging track	19	6.3 %
Large community parks (10 acres or larger)	7	2.3 %
Multi-use paved trails (hiking, biking, walking)	23	7.6 %
Multi-use unpaved trails (hiking, biking, walking)	5	1.7 %
Open space & conservation areas	7	2.3 %
Outdoor adventure park (e.g., climbing walls, ropes, swings, ziplines)	1	0.3 %
Outdoor amphitheater/outdoor performing arts venue	15	5.0 %
Outdoor aquatic center	4	1.3 %
Outdoor exercise/fitness equipment	2	0.7 %
Outdoor multi-use courts-basketball	1	0.3 %
Outdoor rectangular sports fields-soccer	1	0.3 %
Playground equipment for all abilities/all ages	10	3.3 %
Picnic areas & shelters	4	1.3 %
Social spaces (i.e., fire pit social area or teenage socializing areas)	2	0.7 %
Skateboard parks	3	1.0 %
Small neighborhood parks (3 acres or larger)	5	1.7 %
Splash pads	4	1.3 %
Water access (canoeing, kayaking, etc.)	8	2.6 %
None chosen	51	16.8 %
Total	303	100.0 %

**Q9. Which FOUR facilities/amenities from the list in Question 8 are MOST IMPORTANT to your household?**

<u>Q9. 2nd choice</u>	<u>Number</u>	<u>Percent</u>
Boat launch	6	2.0 %
Community gardens	10	3.3 %
Diamond sports fields (e.g., baseball, softball)	3	1.0 %
Disc golf	9	3.0 %
Dog park (fenced, off-leash)	15	5.0 %
Downhill winter recreation facility	5	1.7 %
Environmental education center	7	2.3 %
Soccer on hard court (Futsal)	3	1.0 %
Golf course	6	2.0 %
Ice skating rink	6	2.0 %
Indoor aquatic center	3	1.0 %
Indoor courts for pickleball	4	1.3 %
Indoor gym space (basketball/volleyball courts)	6	2.0 %
Indoor multi-purpose sports fields	3	1.0 %
Indoor recreation facility	3	1.0 %
Indoor walking/jogging track	13	4.3 %
Large community parks (10 acres or larger)	4	1.3 %
Multi-use paved trails (hiking, biking, walking)	28	9.2 %
Multi-use unpaved trails (hiking, biking, walking)	12	4.0 %
Open space & conservation areas	5	1.7 %
Outdoor adventure park (e.g., climbing walls, ropes, swings, ziplines)	8	2.6 %
Outdoor amphitheater/outdoor performing arts venue	15	5.0 %
Outdoor aquatic center	4	1.3 %
Outdoor exercise/fitness equipment	4	1.3 %
Outdoor multi-use courts-basketball	1	0.3 %
Outdoor multi-use courts-pickleball	3	1.0 %
Outdoor rectangular sports fields-football	2	0.7 %
Outdoor rectangular sports fields-soccer	1	0.3 %
Playground equipment for all abilities/all ages	18	5.9 %
Picnic areas & shelters	10	3.3 %
Social spaces (i.e., fire pit social area or teenage socializing areas)	4	1.3 %
Skateboard parks	1	0.3 %
Small neighborhood parks (3 acres or larger)	5	1.7 %
Splash pads	2	0.7 %
Water access (canoeing, kayaking, etc.)	7	2.3 %
<u>None chosen</u>	<u>67</u>	<u>22.1 %</u>
<b>Total</b>	<b>303</b>	<b>100.0 %</b>

**Q9. Which FOUR facilities/amenities from the list in Question 8 are MOST IMPORTANT to your household?**

Q9. 3rd choice	Number	Percent
BMX park/pump track	1	0.3 %
Boat launch	1	0.3 %
Community gardens	5	1.7 %
Disc golf	5	1.7 %
Dog park (fenced, off-leash)	12	4.0 %
Downhill winter recreation facility	5	1.7 %
Environmental education center	8	2.6 %
Soccer on hard court (Futsal)	2	0.7 %
Golf course	4	1.3 %
Ice skating rink	8	2.6 %
Indoor aquatic center	14	4.6 %
Indoor courts for pickleball	3	1.0 %
Indoor gym space (basketball/volleyball courts)	4	1.3 %
Indoor multi-purpose sports fields	4	1.3 %
Indoor recreation facility	5	1.7 %
Indoor walking/jogging track	13	4.3 %
Large community parks (10 acres or larger)	8	2.6 %
Multi-use paved trails (hiking, biking, walking)	19	6.3 %
Multi-use unpaved trails (hiking, biking, walking)	9	3.0 %
Open space & conservation areas	5	1.7 %
Outdoor adventure park (e.g., climbing walls, ropes, swings, ziplines)	7	2.3 %
Outdoor amphitheater/outdoor performing arts venue	11	3.6 %
Outdoor exercise/fitness equipment	1	0.3 %
Outdoor multi-use courts-basketball	5	1.7 %
Outdoor multi-use courts-pickleball	2	0.7 %
Outdoor rectangular sports fields-football	1	0.3 %
Playground equipment for all abilities/all ages	11	3.6 %
Picnic areas & shelters	27	8.9 %
Social spaces (i.e., fire pit social area or teenage socializing areas)	9	3.0 %
Skateboard parks	3	1.0 %
Small neighborhood parks (3 acres or larger)	2	0.7 %
Splash pads	6	2.0 %
Water access (canoeing, kayaking, etc.)	8	2.6 %
None chosen	75	24.8 %
Total	303	100.0 %

**Q9. Which FOUR facilities/amenities from the list in Question 8 are MOST IMPORTANT to your household?**

Q9. 4th choice	Number	Percent
BMX park/pump track	1	0.3 %
Boat launch	1	0.3 %
Community gardens	7	2.3 %
Diamond sports fields (e.g., baseball, softball)	2	0.7 %
Disc golf	3	1.0 %
Dog park (fenced, off-leash)	13	4.3 %
Downhill winter recreation facility	8	2.6 %
Environmental education center	1	0.3 %
Soccer on hard court (Futsal)	1	0.3 %
Golf course	5	1.7 %
Ice skating rink	9	3.0 %
Indoor aquatic center	3	1.0 %
Indoor courts for pickleball	2	0.7 %
Indoor gym space (basketball/volleyball courts)	4	1.3 %
Indoor multi-purpose sports fields	2	0.7 %
Indoor recreation facility	4	1.3 %
Indoor walking/jogging track	9	3.0 %
Large community parks (10 acres or larger)	3	1.0 %
Multi-use paved trails (hiking, biking, walking)	11	3.6 %
Multi-use unpaved trails (hiking, biking, walking)	6	2.0 %
Open space & conservation areas	6	2.0 %
Outdoor adventure park (e.g., climbing walls, ropes, swings, ziplines)	9	3.0 %
Outdoor amphitheater/outdoor performing arts venue	12	4.0 %
Outdoor aquatic center	4	1.3 %
Outdoor exercise/fitness equipment	1	0.3 %
Outdoor multi-use courts-basketball	1	0.3 %
Outdoor multi-use courts-pickleball	4	1.3 %
Outdoor rectangular sports fields-football	1	0.3 %
Playground equipment for all abilities/all ages	16	5.3 %
Picnic areas & shelters	21	6.9 %
Social spaces (i.e., fire pit social area or teenage socializing areas)	10	3.3 %
Skateboard parks	1	0.3 %
Small neighborhood parks (3 acres or larger)	5	1.7 %
Splash pads	7	2.3 %
Water access (canoeing, kayaking, etc.)	12	4.0 %
None chosen	98	32.3 %
Total	303	100.0 %

**(SUM OF TOP 4)****Q9. Which FOUR facilities/amenities from the list in Question 8 are MOST IMPORTANT to your household? (top 4)**

<u>Q9. Top choice</u>	<u>Number</u>	<u>Percent</u>
BMX park/pump track	4	1.3 %
Boat launch	26	8.6 %
Community gardens	36	11.9 %
Diamond sports fields (e.g., baseball, softball)	16	5.3 %
Disc golf	25	8.3 %
Dog park (fenced, off-leash)	66	21.8 %
Downhill winter recreation facility	19	6.3 %
Environmental education center	18	5.9 %
Soccer on hard court (Futsal)	8	2.6 %
Golf course	37	12.2 %
Ice skating rink	26	8.6 %
Indoor aquatic center	28	9.2 %
Indoor courts for pickleball	14	4.6 %
Indoor gym space (basketball/volleyball courts)	15	5.0 %
Indoor multi-purpose sports fields	11	3.6 %
Indoor recreation facility	18	5.9 %
Indoor walking/jogging track	54	17.8 %
Large community parks (10 acres or larger)	22	7.3 %
Multi-use paved trails (hiking, biking, walking)	81	26.7 %
Multi-use unpaved trails (hiking, biking, walking)	32	10.6 %
Open space & conservation areas	23	7.6 %
Outdoor adventure park (e.g., climbing walls, ropes, swings, ziplines)	25	8.3 %
Outdoor amphitheater/outdoor performing arts venue	53	17.5 %
Outdoor aquatic center	12	4.0 %
Outdoor exercise/fitness equipment	8	2.6 %
Outdoor multi-use courts-basketball	8	2.6 %
Outdoor multi-use courts-pickleball	9	3.0 %
Outdoor rectangular sports fields-football	4	1.3 %
Outdoor rectangular sports fields-soccer	2	0.7 %
Playground equipment for all abilities/all ages	55	18.2 %
Picnic areas & shelters	62	20.5 %
Social spaces (i.e., fire pit social area or teenage socializing areas)	25	8.3 %
Skateboard parks	8	2.6 %
Small neighborhood parks (3 acres or larger)	17	5.6 %
Splash pads	19	6.3 %
Water access (canoeing, kayaking, etc.)	35	11.6 %
<u>None chosen</u>	<u>51</u>	<u>16.8 %</u>
Total	972	

**Q10. Please indicate if you or any members of your household have a need for each of the recreation programs listed below.**

(N=303)

	Yes	No
Q10-1. Adult fitness & wellness programs	42.6%	57.4%
Q10-2. Adult life skills	10.6%	89.4%
Q10-3. Adult performing arts programs (dance/music/theater)	21.5%	78.5%
Q10-4. Adult sports leagues	15.2%	84.8%
Q10-5. Adult virtual programs	4.0%	96.0%
Q10-6. After school programs for youth	20.1%	79.9%
Q10-7. Cultural enrichment programs/ events	17.5%	82.5%
Q10-8. Community special events	34.7%	65.3%
Q10-9. eGaming/eSports	7.3%	92.7%
Q10-10. Farmer's market	54.8%	45.2%
Q10-11. Fitness coach/personal training programs	15.2%	84.8%
Q10-12. Golf programs	12.5%	87.5%
Q10-13. Gymnastics/tumbling programs	12.5%	87.5%
Q10-14. Historic preservation programs	22.8%	77.2%
Q10-15. Ice skating	12.2%	87.8%
Q10-16. Outdoor education, nature camps, & programs	18.5%	81.5%
Q10-17. Pickleball	11.2%	88.8%
Q10-18. Preschool programs/early childhood education	13.9%	86.1%
Q10-19. Programs for adults with special needs	10.2%	89.8%

**Q10. Please indicate if you or any members of your household have a need for each of the recreation programs listed below.**

	Yes	No
Q10-20. Programs for youth with special needs	8.3%	91.7%
Q10-21. Recreation/competitive swim team	5.3%	94.7%
Q10-22. Senior educational programs	11.9%	88.1%
Q10-23. Senior fitness & wellness programs	23.8%	76.2%
Q10-24. Senior trips	20.5%	79.5%
Q10-25. Sledding/tubing	19.5%	80.5%
Q10-26. STEAM (science, technology, engineering, arts, & mathematics)/tech classes	10.6%	89.4%
Q10-27. Swim lessons: during the summer	16.5%	83.5%
Q10-28. Swim lessons: off-season (fall/winter/spring)	15.8%	84.2%
Q10-29. Teen/tween programs & mentorship	14.2%	85.8%
Q10-30. Tennis lessons & leagues	7.3%	92.7%
Q10-31. Water fitness programs/lap swimming	10.6%	89.4%
Q10-32. Winter sports (e.g., snowshoeing, x-country skiing)	6.9%	93.1%
Q10-33. Youth fitness & wellness programs	12.2%	87.8%
Q10-34. Youth performing arts programs (e.g., dance, music, & theater)	15.8%	84.2%
Q10-35. Youth sports programs & camps	16.8%	83.2%
Q10-36. Youth visual arts & crafts programs	13.5%	86.5%
Q10-37. Youth virtual programs	5.3%	94.7%
Q10-38. Other	1.0%	99.0%



**Q10. If "Yes," please rate how well your needs for programs of this type are being met using a scale of 1 to 5, where 5 means they are "100% Met" and 1 means "0% Met."**

(N=261)

	100% met	75% met	50% met	25% met	0% met
Q10-1. Adult fitness & wellness programs	6.7%	13.4%	23.5%	28.6%	27.7%
Q10-2. Adult life skills	6.9%	17.2%	20.7%	20.7%	34.5%
Q10-3. Adult performing arts programs (dance/music/theater)	1.7%	18.6%	32.2%	22.0%	25.4%
Q10-4. Adult sports leagues	7.1%	19.0%	14.3%	35.7%	23.8%
Q10-5. Adult virtual programs	0.0%	9.1%	9.1%	18.2%	63.6%
Q10-6. After school programs for youth	5.2%	6.9%	27.6%	27.6%	32.8%
Q10-7. Cultural enrichment programs/events	4.3%	6.4%	25.5%	42.6%	21.3%
Q10-8. Community special events	10.5%	20.0%	45.3%	18.9%	5.3%
Q10-9. eGaming/eSports	0.0%	10.0%	15.0%	10.0%	65.0%
Q10-10. Farmer's market	27.7%	35.5%	21.9%	11.6%	3.2%
Q10-11. Fitness coach/personal training programs	4.4%	4.4%	17.8%	31.1%	42.2%
Q10-12. Golf programs	29.4%	14.7%	29.4%	14.7%	11.8%
Q10-13. Gymnastics/tumbling programs	12.1%	3.0%	15.2%	21.2%	48.5%
Q10-14. Historic preservation programs	10.0%	11.7%	35.0%	18.3%	25.0%
Q10-15. Ice skating	0.0%	3.0%	3.0%	9.1%	84.8%
Q10-16. Outdoor education, nature camps, & programs	2.0%	5.9%	25.5%	29.4%	37.3%
Q10-17. Pickleball	9.4%	28.1%	25.0%	9.4%	28.1%

**Q10. If "Yes," please rate how well your needs for programs of this type are being met using a scale of 1 to 5, where 5 means they are "100% Met" and 1 means "0% Met."**

	100% met	75% met	50% met	25% met	0% met
Q10-18. Preschool programs/early childhood education	8.1%	16.2%	24.3%	24.3%	27.0%
Q10-19. Programs for adults with special needs	10.7%	14.3%	17.9%	17.9%	39.3%
Q10-20. Programs for youth with special needs	4.3%	13.0%	26.1%	13.0%	43.5%
Q10-21. Recreation/competitive swim team	0.0%	7.1%	21.4%	14.3%	57.1%
Q10-22. Senior educational programs	0.0%	8.8%	26.5%	23.5%	41.2%
Q10-23. Senior fitness & wellness programs	3.2%	12.7%	23.8%	20.6%	39.7%
Q10-24. Senior trips	7.4%	1.9%	13.0%	25.9%	51.9%
Q10-25. Sledding/tubing	7.1%	12.5%	26.8%	35.7%	17.9%
Q10-26. STEAM (science, technology, engineering, arts, & mathematics)/tech classes	0.0%	3.3%	20.0%	26.7%	50.0%
Q10-27. Swim lessons: during the summer	19.1%	25.5%	25.5%	19.1%	10.6%
Q10-28. Swim lessons: off-season (fall/winter/spring)	4.5%	6.8%	22.7%	25.0%	40.9%
Q10-29. Teen/tween programs & mentorship	0.0%	0.0%	15.4%	23.1%	61.5%
Q10-30. Tennis lessons & leagues	5.0%	0.0%	15.0%	20.0%	60.0%
Q10-31. Water fitness programs/lap swimming	10.3%	3.4%	34.5%	24.1%	27.6%
Q10-32. Winter sports (e.g., snowshoeing, x-country skiing)	4.8%	4.8%	0.0%	19.0%	71.4%
Q10-33. Youth fitness & wellness programs	5.7%	11.4%	25.7%	22.9%	34.3%

**Q10. If "Yes," please rate how well your needs for programs of this type are being met using a scale of 1 to 5, where 5 means they are "100% Met" and 1 means "0% Met."**

	100% met	75% met	50% met	25% met	0% met
Q10-34. Youth performing arts programs (e.g., dance, music, & theater)	4.3%	4.3%	29.8%	36.2%	25.5%
Q10-35. Youth sports programs & camps	10.0%	10.0%	34.0%	20.0%	26.0%
Q10-36. Youth visual arts & crafts programs	2.6%	7.9%	34.2%	23.7%	31.6%
Q10-37. Youth virtual programs	0.0%	0.0%	13.3%	40.0%	46.7%
Q10-38. Other	33.3%	0.0%	0.0%	33.3%	33.3%

**Q10-38. Other:**

Q10-38. Other	Number	Percent
Small zoo like Columbia Park Zoo	1	33.3 %
Enjoy riding through the parks and observing activity	1	33.3 %
Clear river bank for fishing	1	33.3 %
Total	3	100.0 %

**Q11. Which FOUR programs from the list in Question 10 are MOST IMPORTANT to your household?**

Q11. Top choice	Number	Percent
Adult fitness & wellness programs	31	10.2 %
Adult life skills	3	1.0 %
Adult performing arts programs (dance/music/theater)	10	3.3 %
Adult sports leagues	6	2.0 %
After school programs for youth	8	2.6 %
Cultural enrichment programs/events	10	3.3 %
Community special events	18	5.9 %
eGaming/eSports	5	1.7 %
Farmer's market	48	15.8 %
Fitness coach/personal training programs	3	1.0 %
Golf programs	11	3.6 %
Gymnastics/tumbling programs	2	0.7 %
Historic preservation programs	3	1.0 %
Ice skating	3	1.0 %
Outdoor education, nature camps, & programs	4	1.3 %
Pickleball	7	2.3 %
Preschool programs/early childhood education	5	1.7 %
Programs for adults with special needs	4	1.3 %
Programs for youth with special needs	3	1.0 %
Senior educational programs	2	0.7 %
Senior fitness & wellness programs	11	3.6 %
Senior trips	5	1.7 %
Sledding/tubing	1	0.3 %
STEAM (science, technology, engineering, arts, & mathematics)/tech classes	1	0.3 %
Swim lessons: during the summer	2	0.7 %
Swim lessons: off-season (fall/winter/spring)	4	1.3 %
Teen/tween programs & mentorship	4	1.3 %
Tennis lessons & leagues	1	0.3 %
Winter sports (e.g., snowshoeing, x-country skiing)	1	0.3 %
Youth performing arts programs (e.g., dance, music, & theater)	3	1.0 %
Youth sports programs & camps	5	1.7 %
None chosen	79	26.1 %
Total	303	100.0 %

**Q11. Which FOUR programs from the list in Question 10 are MOST IMPORTANT to your household?**

Q11. 2nd choice	Number	Percent
Adult fitness & wellness programs	13	4.3 %
Adult life skills	5	1.7 %
Adult performing arts programs (dance/music/theater)	13	4.3 %
Adult sports leagues	7	2.3 %
After school programs for youth	9	3.0 %
Cultural enrichment programs/events	10	3.3 %
Community special events	16	5.3 %
eGaming/eSports	4	1.3 %
Farmer's market	34	11.2 %
Fitness coach/personal training programs	3	1.0 %
Golf programs	4	1.3 %
Gymnastics/tumbling programs	4	1.3 %
Historic preservation programs	14	4.6 %
Ice skating	7	2.3 %
Outdoor education, nature camps, & programs	2	0.7 %
Pickleball	2	0.7 %
Preschool programs/early childhood education	4	1.3 %
Programs for adults with special needs	4	1.3 %
Programs for youth with special needs	5	1.7 %
Senior educational programs	4	1.3 %
Senior fitness & wellness programs	8	2.6 %
Senior trips	6	2.0 %
Sledding/tubing	4	1.3 %
STEAM (science, technology, engineering, arts, & mathematics)/tech classes	3	1.0 %
Swim lessons: during the summer	5	1.7 %
Swim lessons: off-season (fall/winter/spring)	2	0.7 %
Teen/tween programs & mentorship	5	1.7 %
Water fitness programs/lap swimming	1	0.3 %
Winter sports (e.g., snowshoeing, x-country skiing)	1	0.3 %
Youth fitness & wellness programs	3	1.0 %
Youth performing arts programs (e.g., dance, music, & theater)	2	0.7 %
Youth sports programs & camps	2	0.7 %
Youth visual arts & crafts programs	5	1.7 %
None chosen	92	30.4 %
Total	303	100.0 %

**Q11. Which FOUR programs from the list in Question 10 are MOST IMPORTANT to your household?**

Q11. 3rd choice	Number	Percent
Adult fitness & wellness programs	8	2.6 %
Adult life skills	2	0.7 %
Adult performing arts programs (dance/music/theater)	8	2.6 %
Adult sports leagues	3	1.0 %
Adult virtual programs	1	0.3 %
After school programs for youth	4	1.3 %
Cultural enrichment programs/events	11	3.6 %
Community special events	14	4.6 %
eGaming/eSports	1	0.3 %
Farmer's market	20	6.6 %
Fitness coach/personal training programs	2	0.7 %
Golf programs	6	2.0 %
Historic preservation programs	15	5.0 %
Ice skating	3	1.0 %
Outdoor education, nature camps, & programs	8	2.6 %
Pickleball	5	1.7 %
Preschool programs/early childhood education	5	1.7 %
Programs for adults with special needs	2	0.7 %
Programs for youth with special needs	4	1.3 %
Recreation/competitive swim team	1	0.3 %
Senior educational programs	4	1.3 %
Senior fitness & wellness programs	10	3.3 %
Senior trips	7	2.3 %
Sledding/tubing	3	1.0 %
STEAM (science, technology, engineering, arts, & mathematics)/tech classes	2	0.7 %
Swim lessons: during the summer	7	2.3 %
Swim lessons: off-season (fall/winter/spring)	4	1.3 %
Teen/tween programs & mentorship	7	2.3 %
Water fitness programs/lap swimming	3	1.0 %
Winter sports (e.g., snowshoeing, x-country skiing)	2	0.7 %
Youth fitness & wellness programs	3	1.0 %
Youth performing arts programs (e.g., dance, music, & theater)	4	1.3 %
Youth sports programs & camps	5	1.7 %
Youth visual arts & crafts programs	2	0.7 %
None chosen	117	38.6 %
Total	303	100.0 %

**Q11. Which FOUR programs from the list in Question 10 are MOST IMPORTANT to your household?**

<u>Q11. 4th choice</u>	<u>Number</u>	<u>Percent</u>
Adult fitness & wellness programs	14	4.6 %
Adult life skills	2	0.7 %
Adult performing arts programs (dance/music/theater)	4	1.3 %
Adult sports leagues	2	0.7 %
Adult virtual programs	2	0.7 %
After school programs for youth	6	2.0 %
Cultural enrichment programs/events	8	2.6 %
Community special events	15	5.0 %
eGaming/eSports	4	1.3 %
Farmer's market	8	2.6 %
Fitness coach/personal training programs	5	1.7 %
Golf programs	1	0.3 %
Gymnastics/tumbling programs	3	1.0 %
Historic preservation programs	12	4.0 %
Ice skating	3	1.0 %
Outdoor education, nature camps, & programs	5	1.7 %
Pickleball	2	0.7 %
Preschool programs/early childhood education	1	0.3 %
Programs for adults with special needs	4	1.3 %
Recreation/competitive swim team	1	0.3 %
Senior educational programs	4	1.3 %
Senior fitness & wellness programs	6	2.0 %
Senior trips	7	2.3 %
Sledding/tubing	5	1.7 %
STEAM (science, technology, engineering, arts, & mathematics)/tech classes	6	2.0 %
Swim lessons: during the summer	4	1.3 %
Swim lessons: off-season (fall/winter/spring)	5	1.7 %
Teen/tween programs & mentorship	3	1.0 %
Tennis lessons & leagues	1	0.3 %
Water fitness programs/lap swimming	3	1.0 %
Winter sports (e.g., snowshoeing, x-country skiing)	2	0.7 %
Youth fitness & wellness programs	6	2.0 %
Youth performing arts programs (e.g., dance, music, & theater)	7	2.3 %
Youth sports programs & camps	3	1.0 %
Youth visual arts & crafts programs	5	1.7 %
<u>None chosen</u>	<u>134</u>	<u>44.2 %</u>
<b>Total</b>	<b>303</b>	<b>100.0 %</b>

**(SUM OF TOP 4)****Q11. Which FOUR programs from the list in Question 10 are MOST IMPORTANT to your household? (top 4)**

Q11. Top choice	Number	Percent
Adult fitness & wellness programs	66	21.8 %
Adult life skills	12	4.0 %
Adult performing arts programs (dance/music/theater)	35	11.6 %
Adult sports leagues	18	5.9 %
Adult virtual programs	3	1.0 %
After school programs for youth	27	8.9 %
Cultural enrichment programs/events	39	12.9 %
Community special events	63	20.8 %
eGaming/eSports	14	4.6 %
Farmer's market	110	36.3 %
Fitness coach/personal training programs	13	4.3 %
Golf programs	22	7.3 %
Gymnastics/tumbling programs	9	3.0 %
Historic preservation programs	44	14.5 %
Ice skating	16	5.3 %
Outdoor education, nature camps, & programs	19	6.3 %
Pickleball	16	5.3 %
Preschool programs/early childhood education	15	5.0 %
Programs for adults with special needs	14	4.6 %
Programs for youth with special needs	12	4.0 %
Recreation/competitive swim team	2	0.7 %
Senior educational programs	14	4.6 %
Senior fitness & wellness programs	35	11.6 %
Senior trips	25	8.3 %
Sledding/tubing	13	4.3 %
STEAM (science, technology, engineering, arts, & mathematics)/tech classes	12	4.0 %
Swim lessons: during the summer	18	5.9 %
Swim lessons: off-season (fall/winter/spring)	15	5.0 %
Teen/tween programs & mentorship	19	6.3 %
Tennis lessons & leagues	2	0.7 %
Water fitness programs/lap swimming	7	2.3 %
Winter sports (e.g., snowshoeing, x-country skiing)	6	2.0 %
Youth fitness & wellness programs	12	4.0 %
Youth performing arts programs (e.g., dance, music, & theater)	16	5.3 %
Youth sports programs & camps	15	5.0 %
Youth visual arts & crafts programs	12	4.0 %
None chosen	79	26.1 %
Total	869	



**Q12. From the following list, please CHECK ALL of the organizations that you or members of your household have used for recreation and sports activities during the last TWO years.**

Q12. All the organizations your household has used for recreation & sports activities during last two years

	Number	Percent
Logansport Parks & Recreation	199	65.7 %
Neighboring cities	76	25.1 %
France Park	149	49.2 %
Cass County Family YMCA	107	35.3 %
Schools (K-12)	87	28.7 %
Aim High Park	20	6.6 %
4-H Fairgrounds	132	43.6 %
Colleges/universities	21	6.9 %
Cass County Dentzel Carousel (at Riverside Park)	161	53.1 %
River Bluff Trail	170	56.1 %
Private clubs/fitness centers	40	13.2 %
Indiana State parks, lakes and/or reservoirs	116	38.3 %
Other	9	3.0 %
Total	1287	

**Q12-13. Other:**

Q12-13. Other	Number	Percent
The trail at Huston Park	1	11.1 %
Workout Anytime	1	11.1 %
Soccer Club	1	11.1 %
Tower Park	1	11.1 %
American Legion, VFW	1	11.1 %
National parks	1	11.1 %
YMCA	1	11.1 %
Out of state parks	1	11.1 %
Hervey Preserve	1	11.1 %
Total	9	100.0 %

**Q13. From the following list, please CHECK ALL of the ways you would like to learn about Logansport Parks and Recreation programs and events.**

Q13. All the ways you would like to learn about

<u>Logansport Parks &amp; Recreation programs &amp; events</u>	Number	Percent
Program Recreation Guide (local)	116	38.3 %
Website: www.logansportparks.com	153	50.5 %
Materials at parks or recreation facilities	63	20.8 %
Conversations with recreation staff	21	6.9 %
Newsletter/newspapers	114	37.6 %
Friends & neighbors	53	17.5 %
Promotions at special events	100	33.0 %
Banners at parks or City facilities	76	25.1 %
Email/eBlasts from City	62	20.5 %
Social media (Facebook, Instagram, Nextdoor)	188	62.0 %
Radio	94	31.0 %
Other	3	1.0 %
Total	1043	

**Q13-12. Other:**

Q13-12. Other	Number	Percent
Mass text	1	33.3 %
Mail	1	33.3 %
Social media	1	33.3 %
Total	3	100.0 %

**Q14. Which THREE sources from the list in Question 13 are your MOST PREFERRED sources for learning about recreation programs and events?**

Q14. Top choice	Number	Percent
Program Recreation Guide (local)	35	11.6 %
Website: www.logansportparks.com	49	16.2 %
Materials at parks or recreation facilities	6	2.0 %
Conversations with recreation staff	1	0.3 %
Newsletter/newspapers	39	12.9 %
Friends & neighbors	4	1.3 %
Promotions at special events	12	4.0 %
Banners at parks or City facilities	7	2.3 %
Email/eBlasts from City	11	3.6 %
Social media (Facebook, Instagram, Nextdoor)	74	24.4 %
Radio	18	5.9 %
Other	2	0.7 %
None chosen	45	14.9 %
Total	303	100.0 %

**Q14. Which THREE sources from the list in Question 13 are your MOST PREFERRED sources for learning about recreation programs and events?**

Q14. 2nd choice	Number	Percent
Program Recreation Guide (local)	19	6.3 %
Website: www.logansportparks.com	35	11.6 %
Materials at parks or recreation facilities	4	1.3 %
Conversations with recreation staff	2	0.7 %
Newsletter/newspapers	23	7.6 %
Friends & neighbors	7	2.3 %
Promotions at special events	17	5.6 %
Banners at parks or City facilities	27	8.9 %
Email/eBlasts from City	19	6.3 %
Social media (Facebook, Instagram, Nextdoor)	50	16.5 %
Radio	33	10.9 %
Other	1	0.3 %
None chosen	66	21.8 %
Total	303	100.0 %

**Q14. Which THREE sources from the list in Question 13 are your MOST PREFERRED sources for learning about recreation programs and events?**

Q14. 3rd choice	Number	Percent
Program Recreation Guide (local)	18	5.9 %
Website: www.logansportparks.com	27	8.9 %
Materials at parks or recreation facilities	17	5.6 %
Conversations with recreation staff	5	1.7 %
Newsletter/newspapers	18	5.9 %
Friends & neighbors	10	3.3 %
Promotions at special events	21	6.9 %
Banners at parks or City facilities	17	5.6 %
Email/eBlasts from City	13	4.3 %
Social media (Facebook, Instagram, Nextdoor)	40	13.2 %
Radio	21	6.9 %
Other	3	1.0 %
None chosen	93	30.7 %
Total	303	100.0 %

**(SUM OF TOP 3)**

**Q14. Which THREE sources from the list in Question 13 are your MOST PREFERRED sources for learning about recreation programs and events? (top 3)**

Q14. Top choice	Number	Percent
Program Recreation Guide (local)	72	23.8 %
Website: www.logansportparks.com	111	36.6 %
Materials at parks or recreation facilities	27	8.9 %
Conversations with recreation staff	8	2.6 %
Newsletter/newspapers	80	26.4 %
Friends & neighbors	21	6.9 %
Promotions at special events	50	16.5 %
Banners at parks or City facilities	51	16.8 %
Email/eBlasts from City	43	14.2 %
Social media (Facebook, Instagram, Nextdoor)	164	54.1 %
Radio	72	23.8 %
Other	6	2.0 %
None chosen	45	14.9 %
Total	750	

**Q15. If you had an additional \$100, how would you allocate the funds among the parks and recreation categories listed below?**

	Mean
Enhance programs & services	20.92
Improve/maintain existing parks & recreation facilities	43.90
Develop new walking & biking trails	15.48
Develop new sports fields (softball, soccer, baseball, etc.)	8.12
Develop aquatic facilities	11.58

**Q16. Given the recent COVID-19/Coronavirus Pandemic, how has your and your household's perception of the value of parks, trails, open spaces, and recreation changed?**

Q16. How has your household's perception of the value of parks, trails, open spaces, & recreation changed

	Number	Percent
Value has significantly increased	68	22.4 %
Value has somewhat increased	77	25.4 %
No change	122	40.3 %
Value has somewhat decreased	8	2.6 %
Value has significantly decreased	6	2.0 %
Not provided	22	7.3 %
Total	303	100.0 %

**(WITHOUT "NOT PROVIDED")**

**Q16. Given the recent COVID-19/Coronavirus Pandemic, how has your and your household's perception of the value of parks, trails, open spaces, and recreation changed? (without "not provided")**

Q16. How has your household's perception of the value of parks, trails, open spaces, & recreation changed

	Number	Percent
Value has significantly increased	68	24.2 %
Value has somewhat increased	77	27.4 %
No change	122	43.4 %
Value has somewhat decreased	8	2.8 %
Value has significantly decreased	6	2.1 %
Total	281	100.0 %

**Q17. Based on your perception of value in Question 16, how would you want the City of Logansport to fund future parks, recreation, trails and open space needs?**

Q17. How would you want City to fund future parks, recreation, trails & open space needs

	Number	Percent
Increase funding	148	48.8 %
Maintain existing funding levels	72	23.8 %
Reduce funding	13	4.3 %
Not sure	42	13.9 %
Not provided	28	9.2 %
Total	303	100.0 %

**(WITHOUT "NOT PROVIDED")**

**Q17. Based on your perception of value in Question 16, how would you want the City of Logansport to fund future parks, recreation, trails and open space needs? (without "not provided")**

Q17. How would you want City to fund future parks, recreation, trails & open space needs

	Number	Percent
Increase funding	148	53.8 %
Maintain existing funding levels	72	26.2 %
Reduce funding	13	4.7 %
Not sure	42	15.3 %
Total	275	100.0 %

**Q18. Each Logansport resident contributes approximately \$64.13 in taxes annually to support local parks and recreation. How willing would you be to pay additional taxes or fees to acquire, develop, and maintain the types of parks, recreation, and trail facilities that are most important to your household?**

Q18. How willing would you be to pay additional taxes or fees to acquire, develop, & maintain types of parks, recreation, & trail facilities

	Number	Percent
Very willing	41	13.5 %
Willing	70	23.1 %
Neutral	89	29.4 %
Not willing	40	13.2 %
Not at all willing	40	13.2 %
Not provided	23	7.6 %
Total	303	100.0 %

**(WITHOUT "NOT PROVIDED")**

**Q18. Each Logansport resident contributes approximately \$64.13 in taxes annually to support local parks and recreation. How willing would you be to pay additional taxes or fees to acquire, develop, and maintain the types of parks, recreation, and trail facilities that are most important to your household? (without "not provided")**

Q18. How willing would you be to pay additional taxes or fees to acquire, develop, & maintain types of parks, recreation, & trail facilities

	Number	Percent
Very willing	41	14.6 %
Willing	70	25.0 %
Neutral	89	31.8 %
Not willing	40	14.3 %
Not at all willing	40	14.3 %
Total	280	100.0 %

**Q19. How willing would your friends, family, and acquaintances in Logansport be to pay additional taxes or fees to acquire, develop, and maintain the types of parks, recreation, and trail facilities that are most important to your household?**

Q19. How willing would your friends, family, & acquaintances in Logansport be to pay additional taxes or fees

	Number	Percent
Very willing	13	4.3 %
Willing	51	16.8 %
Neutral	115	38.0 %
Not willing	52	17.2 %
Not at all willing	36	11.9 %
Not provided	36	11.9 %
Total	303	100.0 %

**(WITHOUT "NOT PROVIDED")****Q19. How willing would your friends, family, and acquaintances in Logansport be to pay additional taxes or fees to acquire, develop, and maintain the types of parks, recreation, and trail facilities that are most important to your household? (without "not provided")**

Q19. How willing would your friends, family, & acquaintances in Logansport be to pay additional taxes or fees

	Number	Percent
Very willing	13	4.9 %
Willing	51	19.1 %
Neutral	115	43.1 %
Not willing	52	19.5 %
Not at all willing	36	13.5 %
Total	267	100.0 %

**Q20. Please rate your level of satisfaction with the overall value your household receives from Logansport Parks and Recreation.**

Q20. Your level of satisfaction with overall value your household receives from Logansport Parks & Recreation

	Number	Percent
Very satisfied	32	10.6 %
Somewhat satisfied	137	45.2 %
Neutral	68	22.4 %
Somewhat dissatisfied	23	7.6 %
Very dissatisfied	10	3.3 %
Don't know	33	10.9 %
Total	303	100.0 %

**(WITHOUT "DON'T KNOW")****Q20. Please rate your level of satisfaction with the overall value your household receives from Logansport Parks and Recreation. (without "don't know")**

Q20. Your level of satisfaction with overall value your household receives from Logansport Parks & Recreation

	Number	Percent
Very satisfied	32	11.9 %
Somewhat satisfied	137	50.7 %
Neutral	68	25.2 %
Somewhat dissatisfied	23	8.5 %
Very dissatisfied	10	3.7 %
Total	270	100.0 %

**Q21. Including yourself, how many people in your household are...**

	Mean	Sum
number	2.8	762
Under age 5	0.1	36
Ages 5-9	0.2	58
Ages 10-14	0.2	48
Ages 15-19	0.2	66
Ages 20-24	0.1	29
Ages 25-34	0.2	61
Ages 35-44	0.3	95
Ages 45-54	0.4	113
Ages 55-64	0.4	121
Ages 65-74	0.3	76
Ages 75-84	0.2	45
Ages 85+	0.1	14

**Q22. Your age:**

Q22. Your age	Number	Percent
18-34	54	17.8 %
35-44	56	18.5 %
45-54	52	17.2 %
55-64	56	18.5 %
65+	61	20.1 %
Not provided	24	7.9 %
Total	303	100.0 %

**(WITHOUT "NOT PROVIDED")****Q22. Your age: (without "not provided")**

Q22. Your age	Number	Percent
18-34	54	19.4 %
35-44	56	20.1 %
45-54	52	18.6 %
55-64	56	20.1 %
65+	61	21.9 %
Total	279	100.0 %

**Q23. What is your gender?**

Q23. Your gender	Number	Percent
Male	143	47.2 %
Female	149	49.2 %
Non-binary	4	1.3 %
Prefer not to answer	7	2.3 %
Total	303	100.0 %

**(WITHOUT "PREFER NOT TO ANSWER")****Q23. What is your gender? (without "prefer not to answer")**

Q23. Your gender	Number	Percent
Male	143	48.3 %
Female	149	50.3 %
Non-binary	4	1.4 %
Total	296	100.0 %

**Q24. Approximately how many years have you lived in Logansport?**

Q24. How many years have you lived in Logansport	Number	Percent
0-5	20	6.6 %
6-10	11	3.6 %
11-15	18	5.9 %
16-20	14	4.6 %
21-30	47	15.5 %
31+	158	52.1 %
Not provided	35	11.6 %
Total	303	100.0 %

**(WITHOUT "NOT PROVIDED")****Q24. Approximately how many years have you lived in Logansport? (without "not provided")**

Q24. How many years have you lived in Logansport	Number	Percent
0-5	20	7.5 %
6-10	11	4.1 %
11-15	18	6.7 %
16-20	14	5.2 %
21-30	47	17.5 %
31+	158	59.0 %
Total	268	100.0 %

**Q25. Which of the following best describes your race/ethnicity?**

Q25. Your race/ethnicity	Number	Percent
Asian or Asian Indian	7	2.3 %
Black or African American	4	1.3 %
American Indian or Alaska Native	1	0.3 %
White-not Hispanic	204	67.3 %
Hispanic, Spanish, or Latino/a/x	83	27.4 %
Other	4	1.3 %
Total	303	



**Q25-7. Self-describe your race/ethnicity:**

Q25-7. Self-describe your race/ethnicity	Number	Percent
More than one	1	25.0 %
Mixed	1	25.0 %
White and American Indian	1	25.0 %
Multi-racial	1	25.0 %
Total	4	100.0 %

**Q26. What is your annual household income?**

Q26. Your annual household income	Number	Percent
Under \$35K	63	20.8 %
\$35K to \$49,999	54	17.8 %
\$50K to \$74,999	31	10.2 %
\$75K to \$99,999	31	10.2 %
\$100K to \$149,999	21	6.9 %
\$150K+	12	4.0 %
Prefer not to respond	91	30.0 %
Total	303	100.0 %

**(WITHOUT "PREFER NOT TO ANSWER")****Q26. What is your annual household income? (without "prefer not to answer")**

Q26. Your annual household income	Number	Percent
Under \$35K	63	29.7 %
\$35K to \$49,999	54	25.5 %
\$50K to \$74,999	31	14.6 %
\$75K to \$99,999	31	14.6 %
\$100K to \$149,999	21	9.9 %
\$150K+	12	5.7 %
Total	212	100.0 %

**Q27. What is the primary language spoken in your home?**

Q27. What is the primary language spoken in your home	Number	Percent
English	268	88.4 %
Spanish	19	6.3 %
Karen	1	0.3 %
Not provided	15	5.0 %
Total	303	100.0 %

**(WITHOUT "NOT PROVIDED")****Q27. What is the primary language spoken in your home? (without "not provided")**

Q27. What is the primary language spoken in your home	Number	Percent
English	268	93.1 %
Spanish	19	6.6 %
Karen	1	0.3 %
Total	288	100.0 %

**Q28. What language would you prefer the City use to communicate with you?**

Q28. What language would you prefer City use to communicate with you

	Number	Percent
English	275	90.8 %
Spanish	6	2.0 %
Not provided	22	7.3 %
Total	303	100.0 %

**(WITHOUT "NOT PROVIDED")****Q28. What language would you prefer the City use to communicate with you? (without "not provided")**

Q28. What language would you prefer City use to communicate with you

	Number	Percent
English	275	97.9 %
Spanish	6	2.1 %
Total	281	100.0 %

# 6 Survey Instrument



**Parks & Properties**

- Penman Park Office
- Maintenance Building
- Bishop Park
- Burkhart Park
- Dunwoody Park
- Dykeman Park



- Dykeman Park Municipal Golf Course
- Eel River Run
- Fairview Park
- Flory Nature Preserve
- Flory Memorial
- Heritage Preservation Park
- Huston Park
- Jean Cole Park
- Little Turtle Waterway
- Little Turtle Waterway Trail
- Melbourne Park
- Memorial Park
- Muehlhausen Park
- Muehlhausen Pool
- Patriot Park
- Riverside Park
- Spencer Park



Stonewall Park



Scan Here to Visit the 5-Year Master Plan Website

Dear Logansport Resident,

**We want to be your first choice for recreation programs and outdoor fun!**

The City of Logansport Parks & Recreation Department is conducting a survey to help determine priorities for our community. This survey is a very important first step in our ongoing update to the 5-Year Parks Master Plan.

Your household has been selected to receive this survey. We know your time is valuable, so your participation is greatly valued. This survey will take approximately 12 – 15 minutes to complete. Each question is important. **Your response will aid the City in taking a resident-driven approach to making decisions that will enrich the future of the community and positively affect the quality of life for City residents. This process allows the Logansport community to demonstrate a commitment to serving needs and greatly helps our efforts to seek additional funding such as grants.** Thank you!

We have selected an independent research firm, ETC Institute, to conduct this survey and compile the results on our behalf. Responses will remain entirely confidential. Once the data has been gathered and analyzed, ETC will present us with a report of findings that will be made available to the public.

Please return your completed survey within the next two weeks in the enclosed postage-paid envelope addressed to ETC Institute, 725 W. Frontier Circle, Olathe, KS 66061. If you prefer to take the survey online, the address is: [LogansportParksSurvey.org](https://LogansportParksSurvey.org)

If you have any questions, please feel free to contact Ryan Murray, ETC Institute's Project Manager, at 913-254-4598 or send an email to [Ryan.Murray@etcinstitute.com](mailto:Ryan.Murray@etcinstitute.com)

Don't miss this opportunity to make your voice heard and help us meet the ever-changing needs and interests of all community members.

Sincerely,

Janet Fawley, Parks Administrator

**Para completar esta encuesta en español, llame al ETC Institute al 844-811-0411**

**ဤစစ်တမ်းကို မြန်မာဘာသာဖြင့် အပြီးသတ်ရန် ကျေးဇူးပြု၍ ETC Institute 866-991-5302 သို့ခေါ်ဆိုပါ။**

**Pou ranpli sondaj sa a an kreyòl ayisyen tanpri rele ETC Institute nan 844-247-8190**

LOGANSPORT PARKS & RECREATION DEPARTMENT  
1701 DIVIDEND DRIVE  
LOGANSPORT, INDIANA 46947

# 2023 Logansport Parks and Recreation Needs Assessment

*Let your voice be heard today!*

Logansport Parks and Recreation Department would like your input to help determine park and recreation priorities for our community. This survey will take 10-15 minutes to complete. When you are finished, please return your survey in the enclosed postage-paid, return-reply envelope. If you prefer, you can complete the survey online at [LogansportParksSurvey.org](https://LogansportParksSurvey.org). We greatly appreciate and value your time!

- 1. Please indicate if you or any member of your household have used or visited any of the following parks, properties, and facilities within the City of Logansport. If "Yes," please indicate how you would rate your satisfaction with the item by circling the corresponding number to the right of the facility.**

Parks, Properties, and Facilities:	Have you used or visited?		If "Yes," rate your satisfaction.				
			Very Satisfied	Satisfied	Neutral	Dissatisfied	Very Dissatisfied
01. Penman Service Center/Park Office	Yes	No	5	4	3	2	1
02. Bishop Park	Yes	No	5	4	3	2	1
03. Burkhart Park	Yes	No	5	4	3	2	1
04. Dunwoody Park	Yes	No	5	4	3	2	1
05. Dykeman Park	Yes	No	5	4	3	2	1
06. Dykeman Park Municipal Golf Course	Yes	No	5	4	3	2	1
07. Eel River Run	Yes	No	5	4	3	2	1
08. Fairview Park	Yes	No	5	4	3	2	1
09. Flory Nature Preserve	Yes	No	5	4	3	2	1
10. Flory Memorial (3rd & Eel River Ave.)	Yes	No	5	4	3	2	1
11. Heritage Preservation Park (Downtown)	Yes	No	5	4	3	2	1
12. Huston Park	Yes	No	5	4	3	2	1
13. Jean Cole Park	Yes	No	5	4	3	2	1
14. Little Turtle Waterway	Yes	No	5	4	3	2	1
15. Little Turtle Waterway Trail	Yes	No	5	4	3	2	1
16. Melbourne Park	Yes	No	5	4	3	2	1
17. Memorial Park	Yes	No	5	4	3	2	1
18. Muehlhausen Park	Yes	No	5	4	3	2	1
19. Muehlhausen Aquatic Center (MAC)	Yes	No	5	4	3	2	1
20. Patriot Park	Yes	No	5	4	3	2	1
21. Riverside Park	Yes	No	5	4	3	2	1
22. Spencer Park	Yes	No	5	4	3	2	1
23. Stonewall Park	Yes	No	5	4	3	2	1
24. Other (please specify): _____	Yes	No	5	4	3	2	1

- 2. Which FOUR parks, properties, and facilities areas listed in Question 1 are MOST IMPORTANT to you and members of your household? [Write in your answers below using the numbers from the list in Question 1, or circle "NONE."]**

1st: \_\_\_\_ 2nd: \_\_\_\_ 3rd: \_\_\_\_ 4th: \_\_\_\_ NONE

- 3. Overall, how would you rate the physical condition of ALL the City of Logansport parks and recreation facilities you have visited?**

\_\_\_\_(4) Excellent                      \_\_\_\_ (1) Poor  
 \_\_\_\_ (3) Good                            \_\_\_\_ (9) I have not visited any parks or recreation facilities  
 \_\_\_\_ (2) Fair

**4. Please CHECK ALL the following reasons that have prevented you or other members of your household from using City of Logansport parks or recreation facilities MORE OFTEN.**

- (01) Use parks/trails in other cities
- (02) Too far from your home
- (03) Parks/Trails are not well maintained
- (04) Lack of features we want to use
- (05) Lack of parking to access parks/trails
- (06) Do not feel safe using parks/trails
- (07) Lack of handicap accessibility
- (08) Not aware of parks' or trails' locations
- (09) Lack of transportation
- (10) Lack of restrooms
- (11) Other: \_\_\_\_\_
- (12) None, nothing prevents us from using or visiting

**5. Has your household participated in any recreation programs/events offered by Logansport Parks and Recreation during the past TWO years?**

- (1) Yes [Answer Q5a-b.]       (2) No [Skip to Q6.]

**5a. How many recreation programs/events offered by Logansport Parks and Recreation have you or members of your household participated in during the past TWO years?**

- (1) One       (2) 2-3       (3) 4-6       (4) 7 or more

**5b. How would you rate the overall quality of recreation programs/events offered by Logansport Parks and Recreation in which your household has participated?**

- (4) Excellent       (3) Good       (2) Fair       (1) Poor

**6. Please CHECK ALL the following reasons that prevent you or members of your household from using recreation programs/events offered by Logansport Parks and Recreation MORE OFTEN.**

- (01) Lack of quality instructors
- (02) Old and outdated facilities
- (03) Use programs of other agencies
- (04) I don't know what is offered
- (05) Lack of quality programs
- (06) Fees are too high
- (07) Too far from your home
- (08) Program times are not convenient
- (09) Classes are full
- (10) Program not offered
- (11) Registration is difficult
- (12) Poor customer service by staff
- (13) Lack of transportation
- (14) Lack of right program equipment
- (15) Too busy/not interested
- (16) Other: \_\_\_\_\_
- (17) None, nothing prevents us from using or participating

**7. Please rate your level of agreement with the following statements about some potential benefits of the Logansport Parks and Recreation services.**

Parks and recreation services in Logansport...		Strongly Agree	Agree	Neutral	Disagree	Strongly Disagree	Don't Know
01.	Helps to attract new residents and businesses	5	4	3	2	1	9
02.	Helps to reduce crime in my neighborhood and keep kids out of trouble	5	4	3	2	1	9
03.	Improves my (my household's) mental health and reduces stress	5	4	3	2	1	9
04.	Improves my (my household's) physical health and fitness	5	4	3	2	1	9
05.	Increases my (my household's) property value	5	4	3	2	1	9
06.	Improves my (my household's) overall quality of life	5	4	3	2	1	9
07.	Is age-friendly and accessible to all age groups	5	4	3	2	1	9
08.	Makes Logansport a more desirable place to live	5	4	3	2	1	9
09.	Positively impacts economic/business development	5	4	3	2	1	9
10.	Preserves open space and protects the environment	5	4	3	2	1	9
11.	Promotes tourism to the City and the region	5	4	3	2	1	9
12.	Provides jobs/professional development for youth	5	4	3	2	1	9
13.	Provides positive social interactions for me (my household/family)	5	4	3	2	1	9
14.	Provides volunteer opportunities for the community	5	4	3	2	1	9
15.	Provides historic preservation of Logansport's heritage	5	4	3	2	1	9
16.	Other (please specify): _____	5	4	3	2	1	9

8. Please indicate if you or any member of your household has a need for each of the parks and recreation facilities/amenities listed below by circling either "Yes" or "No." If "Yes," please rate how well your needs for facilities/amenities of this type are being met using a scale of 1 to 5, where 5 means they are "100% Met" and 1 means "0% Met."

Type of Facility/Amenity	Do you have a need for this facility/amenity?		If "Yes," how well are your needs being met?				
	Yes	No	100% Met	75% Met	50% Met	25% Met	0% Met
01. BMX park/pump track	Yes	No	5	4	3	2	1
02. Boat launch	Yes	No	5	4	3	2	1
03. Community gardens	Yes	No	5	4	3	2	1
04. Diamond sports fields (e.g., baseball, softball)	Yes	No	5	4	3	2	1
05. Disc golf	Yes	No	5	4	3	2	1
06. Dog park (fenced, off-leash)	Yes	No	5	4	3	2	1
07. Downhill winter recreation facility	Yes	No	5	4	3	2	1
08. Environmental education center	Yes	No	5	4	3	2	1
09. Soccer on hard court (Futsal)	Yes	No	5	4	3	2	1
10. Golf course	Yes	No	5	4	3	2	1
11. Ice skating rink	Yes	No	5	4	3	2	1
12. Indoor aquatic center	Yes	No	5	4	3	2	1
13. Indoor courts for pickleball	Yes	No	5	4	3	2	1
14. Indoor gym space (basketball/volleyball courts)	Yes	No	5	4	3	2	1
15. Indoor multi-purpose sports fields	Yes	No	5	4	3	2	1
16. Indoor recreation facility	Yes	No	5	4	3	2	1
17. Indoor walking/jogging track	Yes	No	5	4	3	2	1
18. Large community parks (10 acres or larger)	Yes	No	5	4	3	2	1
19. Multi-use paved trails (hiking, biking, walking)	Yes	No	5	4	3	2	1
20. Multi-use unpaved trails (hiking, biking, walking)	Yes	No	5	4	3	2	1
21. Open space and conservation areas	Yes	No	5	4	3	2	1
22. Outdoor adventure park (e.g., climbing walls, ropes, swings, ziplines)	Yes	No	5	4	3	2	1
23. Outdoor amphitheater/outdoor performing arts venue	Yes	No	5	4	3	2	1
24. Outdoor aquatic center	Yes	No	5	4	3	2	1
25. Outdoor exercise/fitness equipment	Yes	No	5	4	3	2	1
26. Outdoor multi-use courts - basketball	Yes	No	5	4	3	2	1
27. Outdoor multi-use courts - pickleball	Yes	No	5	4	3	2	1
28. Outdoor rectangular sports fields - football	Yes	No	5	4	3	2	1
29. Outdoor rectangular sports fields - soccer	Yes	No	5	4	3	2	1
30. Playground equipment for all abilities/all ages	Yes	No	5	4	3	2	1
31. Picnic areas and shelters	Yes	No	5	4	3	2	1
32. Social spaces (i.e., fire pit social area or teenage socializing areas)	Yes	No	5	4	3	2	1
33. Skateboard parks	Yes	No	5	4	3	2	1
34. Small neighborhood parks (3 acres or larger)	Yes	No	5	4	3	2	1
35. Splash pads	Yes	No	5	4	3	2	1
36. Water access (canoeing, kayaking, etc.)	Yes	No	5	4	3	2	1
37. Other (please specify): _____	Yes	No	5	4	3	2	1

9. Which FOUR facilities/amenities from the list in Question 8 are MOST IMPORTANT to your household? [Write in your answers below using the numbers from the list in Question 8, or circle "NONE."]

1st: \_\_\_\_ 2nd: \_\_\_\_ 3rd: \_\_\_\_ 4th: \_\_\_\_ NONE

10. Please indicate if you or any member of your household has a need for each of the recreation programs listed below by circling either "Yes" or "No." If "Yes," please rate how well your needs for programs of this type are being met using a scale of 1 to 5, where 5 means they are "100% Met" and 1 means "0% Met."

Type of Program	Do you have a need for this program?		If "Yes," how well are your needs being met?				
			100% Met	75% Met	50% Met	25% Met	0% Met
01. Adult fitness and wellness programs	Yes	No	5	4	3	2	1
02. Adult life skills	Yes	No	5	4	3	2	1
03. Adult performing arts programs (dance/music/theater)	Yes	No	5	4	3	2	1
04. Adult sports leagues	Yes	No	5	4	3	2	1
05. Adult virtual programs	Yes	No	5	4	3	2	1
06. After school programs for youth	Yes	No	5	4	3	2	1
07. Cultural enrichment programs/events	Yes	No	5	4	3	2	1
08. Community special events	Yes	No	5	4	3	2	1
09. EGaming/Esports	Yes	No	5	4	3	2	1
10. Farmer's market	Yes	No	5	4	3	2	1
11. Fitness coach/personal training programs	Yes	No	5	4	3	2	1
12. Golf programs	Yes	No	5	4	3	2	1
13. Gymnastics/tumbling programs	Yes	No	5	4	3	2	1
14. Historic preservation programs	Yes	No	5	4	3	2	1
15. Ice skating	Yes	No	5	4	3	2	1
16. Outdoor education, nature camps, and programs	Yes	No	5	4	3	2	1
17. Pickleball	Yes	No	5	4	3	2	1
18. Preschool programs/early childhood education	Yes	No	5	4	3	2	1
19. Programs for adults with special needs	Yes	No	5	4	3	2	1
20. Programs for youth with special needs	Yes	No	5	4	3	2	1
21. Recreation/competitive swim team	Yes	No	5	4	3	2	1
22. Senior educational programs	Yes	No	5	4	3	2	1
23. Senior fitness and wellness programs	Yes	No	5	4	3	2	1
24. Senior trips	Yes	No	5	4	3	2	1
25. Sledding/tubing	Yes	No	5	4	3	2	1
26. STEAM (science, technology, engineering, arts, and mathematics)/tech classes	Yes	No	5	4	3	2	1
27. Swim lessons: during the summer	Yes	No	5	4	3	2	1
28. Swim lessons: off-season (fall/winter/spring)	Yes	No	5	4	3	2	1
29. Teen/tween programs and mentorship	Yes	No	5	4	3	2	1
30. Tennis lessons and leagues	Yes	No	5	4	3	2	1
31. Water fitness programs/lap swimming	Yes	No	5	4	3	2	1
32. Winter sports (e.g., snowshoeing, x-country skiing)	Yes	No	5	4	3	2	1
33. Youth fitness and wellness programs	Yes	No	5	4	3	2	1
34. Youth performing arts programs (e.g., dance, music, and theater)	Yes	No	5	4	3	2	1
35. Youth sports programs and camps	Yes	No	5	4	3	2	1
36. Youth visual arts and crafts programs	Yes	No	5	4	3	2	1
37. Youth virtual programs	Yes	No	5	4	3	2	1
38. Other (please specify): _____	Yes	No	5	4	3	2	1

11. Which **FOUR** programs from the list in Question 10 are **MOST IMPORTANT** to your household?  
[Write in your answers below using the numbers from the list in Question 10, or circle "NONE."]

1st: \_\_\_\_ 2nd: \_\_\_\_ 3rd: \_\_\_\_ 4th: \_\_\_\_ NONE



12. From the following list, please CHECK ALL of the organizations that you or members of your household have used for recreation and sports activities during the last TWO years.

- |   |  |
|---|--|
| <input type="checkbox"/> (01) Logansport Parks and Recreation | <input type="checkbox"/> (08) Colleges/Universities                            |
| <input type="checkbox"/> (02) Neighboring cities              | <input type="checkbox"/> (09) Cass County Dentzel Carousel (At Riverside Park) |
| <input type="checkbox"/> (03) France Park                     | <input type="checkbox"/> (10) River Bluff Trail                                |
| <input type="checkbox"/> (04) Cass County Family YMCA         | <input type="checkbox"/> (11) Private clubs/fitness centers                    |
| <input type="checkbox"/> (05) Schools (K-12)                  | <input type="checkbox"/> (12) Indiana State Parks, Lakes and/or Reservoirs     |
| <input type="checkbox"/> (06) Aim High Park                   | <input type="checkbox"/> (13) Other: _____                                     |
| <input type="checkbox"/> (07) 4-H Fairgrounds                 |  |

13. From the following list, please CHECK ALL of the ways you would like to learn about Logansport Parks and Recreation programs and events.

- |   |  |
|---|--|
| <input type="checkbox"/> (01) Program Recreation Guide (local)            | <input type="checkbox"/> (07) Promotions at special events                 |
| <input type="checkbox"/> (02) Website: www.logansportparks.com            | <input type="checkbox"/> (08) Banners at parks or City facilities          |
| <input type="checkbox"/> (03) Materials at parks or recreation facilities | <input type="checkbox"/> (09) Email/Eblasts from City                      |
| <input type="checkbox"/> (04) Conversations with recreation staff         | <input type="checkbox"/> (10) Social media (Facebook, Instagram, Nextdoor) |
| <input type="checkbox"/> (05) Newsletter/Newspapers                       | <input type="checkbox"/> (11) Radio  |
| <input type="checkbox"/> (06) Friends and neighbors                       | <input type="checkbox"/> (12) Other: _____                                 |

14. Which THREE sources from the list in Question 13 are your MOST PREFERRED sources for learning about recreation programs and events? [Write in your answers below using the numbers from the list in Question 13, or circle "NONE."]

1st: \_\_\_\_\_ 2nd: \_\_\_\_\_ 3rd: \_\_\_\_\_ NONE

15. If you had an additional \$100, how would you allocate the funds among the parks and recreation categories listed below? [Please be sure your total adds up to \$100.]

- \$ \_\_\_\_\_ Enhance programs and services
- \$ \_\_\_\_\_ Improve/Maintain existing parks and recreation facilities
- \$ \_\_\_\_\_ Develop new walking and biking trails
- \$ \_\_\_\_\_ Develop new sports fields (softball, soccer, baseball, etc.)
- \$ \_\_\_\_\_ Develop aquatic facilities

\$100 total

16. Given the recent COVID-19/Coronavirus pandemic, how has your and your household's perception of the value of parks, trails, open spaces, and recreation changed?

- |  |  |
|--|--|
| <input type="checkbox"/> (1) Value has significantly increased | <input type="checkbox"/> (4) Value has somewhat decreased      |
| <input type="checkbox"/> (2) Value has somewhat increased      | <input type="checkbox"/> (5) Value has significantly decreased |
| <input type="checkbox"/> (3) No change                         |  |

17. Based on your perception of value in Question 16, how would you want the City of Logansport to fund future parks, recreation, trails and open space needs?

- (1) Increase funding     (2) Maintain existing funding levels     (3) Reduce funding     (4) Not sure

18. Each Logansport resident contributes approximately \$64.13 in taxes annually to support local parks and recreation. How willing would you be to pay additional taxes or fees to acquire, develop, and maintain the types of parks, recreation, and trail facilities that are most important to your household?

- |   |  |   |
|---|--|---|
| <input type="checkbox"/> (5) Very willing | <input type="checkbox"/> (3) Neutral     | <input type="checkbox"/> (1) Not at all willing |
| <input type="checkbox"/> (4) Willing      | <input type="checkbox"/> (2) Not willing |   |

**19. How willing would your friends, family, and acquaintances in Logansport be to pay additional taxes or fees to acquire, develop, and maintain the types of parks, recreation, and trail facilities that are most important to your household?**

\_\_\_\_(5) Very willing                      \_\_\_\_ (3) Neutral                      \_\_\_\_ (1) Not at all willing  
 \_\_\_\_ (4) Willing                              \_\_\_\_ (2) Not willing

**20. Please rate your level of satisfaction with the overall value your household receives from Logansport Parks and Recreation.**

\_\_\_\_(5) Very satisfied                      \_\_\_\_ (3) Neutral                      \_\_\_\_ (1) Very dissatisfied  
 \_\_\_\_ (4) Somewhat satisfied              \_\_\_\_ (2) Somewhat dissatisfied      \_\_\_\_ (9) Don't know

**Demographics**

**21. Including yourself, how many people in your household are...**

Under age 5: \_\_\_\_                      Ages 15-19: \_\_\_\_                      Ages 35-44: \_\_\_\_                      Ages 65-74: \_\_\_\_  
 Ages 5-9: \_\_\_\_                              Ages 20-24: \_\_\_\_                      Ages 45-54: \_\_\_\_                      Ages 75-84: \_\_\_\_  
 Ages 10-14: \_\_\_\_                          Ages 25-34: \_\_\_\_                      Ages 55-64: \_\_\_\_                      Ages 85+: \_\_\_\_

**22. Your age:** \_\_\_\_ years

**23. What is your gender?** \_\_\_\_ (1) Male      \_\_\_\_ (2) Female      \_\_\_\_ (3) Non-binary      \_\_\_\_ (4) Prefer not to answer

**24. Approximately how many years have you lived in Logansport?** \_\_\_\_ years

**25. Which of the following best describes your race/ethnicity? [Check all that apply.]**

\_\_\_\_ (01) Asian or Asian Indian                      \_\_\_\_ (05) Native Hawaiian or other Pacific Islander  
 \_\_\_\_ (02) Black or African American                      \_\_\_\_ (06) Hispanic, Spanish, or Latino/a/x  
 \_\_\_\_ (03) American Indian or Alaska Native                      \_\_\_\_ (99) Other: \_\_\_\_\_  
 \_\_\_\_ (04) White

**26. What is your annual household income?**

\_\_\_\_ (1) Under \$35,000                      \_\_\_\_ (4) \$75,000 to \$99,999                      \_\_\_\_ (7) Prefer not to respond  
 \_\_\_\_ (2) \$35,000 to \$49,999                      \_\_\_\_ (5) \$100,000 to \$149,999  
 \_\_\_\_ (3) \$50,000 to \$74,999                      \_\_\_\_ (6) \$150,000 or more

**27. What is the primary language spoken in your home?**

\_\_\_\_ (1) English                      \_\_\_\_ (4) Karen                      \_\_\_\_ (7) Other: \_\_\_\_\_  
 \_\_\_\_ (2) Spanish                      \_\_\_\_ (5) Vietnamese  
 \_\_\_\_ (3) Burmese                      \_\_\_\_ (6) Chin

**28. What language would you prefer the City use to communicate with you?**

\_\_\_\_ (1) English                      \_\_\_\_ (4) Karen                      \_\_\_\_ (7) Other: \_\_\_\_\_  
 \_\_\_\_ (2) Spanish                      \_\_\_\_ (5) Vietnamese  
 \_\_\_\_ (3) Burmese                      \_\_\_\_ (6) Chin

**29. Would you be willing to participate in future surveys sponsored by the City of Logansport?**

\_\_\_\_ (1) Yes [Answer Q29a.]      \_\_\_\_ (2) No

**29a. Please provide your contact information.**

Mobile Phone Number: \_\_\_\_\_

Email Address: \_\_\_\_\_

**This concludes the survey. Thank you for your time!**

Please return your completed survey in the enclosed return-reply envelope addressed to:  
ETC Institute, 725 W. Frontier Circle, Olathe, KS 66061

Your responses will remain completely confidential. The information to the right will ONLY be used to help identify the level of need in your area. Thank you!

*Page Left Intentionally Blank*

# YOUTH SURVEY RESULTS

---

## Logansport Parks & Recreation Department 12-2023 Youth Survey Results & Findings

Page | 1

This document provides a snapshot of the entire online survey offered to Logansport Students at the Logansport Intermediate School and the Logansport Junior High School in December 2023. A total of 730 students completed the survey. It was issued 11/29/2023, and concluded on 12/14/2023.

**Q1 How do you currently find out about programs & activities offered by LPRD? Please select all that apply. (720 Answered)**

- Word of Mouth- 41%
- Facebook - 32%
- Email- 25%
- Posted fliers 19%
- Other: Other responses include teachers at school, parents and other social media

Q1 Conclusion: Efforts to provide information to students (ages 10-14) through school, social media and direct emails are working, and should be enhanced. A printed parks guide was also a trusted source of information, but we have resisted providing that piece due to cost and environmental concerns regarding wasting paper. It may be something to consider in the future.

**Q2 From the list of activities listed below, please select the activities you are involved in. Please select all that apply. (677 Answered)**

- Arts 28%
- Basketball 27%
- Soccer 24%
- Computer Games/Internet 23%
- Shopping 21%
- School Activities (not athletics) 19%

## Logansport Parks & Recreation Department 12-2023 Youth Survey Results & Findings

Page | 2

Q3 From the list of activities listed below, please select up to four (4) activities you would like to see Logansport Parks and Recreation provide. (694 answered)

- Basketball 26%
- Soccer 25%
- Arts 23%
- Football 16%
- Watch Movies 15%
- Parkour 15%
- Computer Games 13%
- Volleyball 13%
- Running 12%
- Ice Skating 12%
- Shopping 12%

Q2 & Q3 Conclusion: The activities that students would like, are the same activities they would like us to provide more of. It suggests that they aren't going to put themselves into doing something that they will be uncomfortable with. It would be appropriate for us to introduce other activities/program ideas during programs they are already comfortable with. OR, we can presume that the things that kids enjoy already are being provided through other agencies or the schools. Perhaps our direction should be providing things that ARE NOT available through others....finding a different path?

Q4 What is the main reason you do not participate in Logansport Parks and Recreation programs? This question is limited to one response. (665 answered)

- Nothing I am interested in 21%
- Not aware of programs 19%
- Other Responsibilities/no time 12%
- Cost 10%
- Age Limits 6%
- No experience/instruction to the activity 6%

Q4 Conclusion: Even a little more promotion of our programs & facilities would increase participation by students. Utilizing the information in Q1, we know where to put more efforts - Facebook and Email. This survey is the start of providing activities that Logansport students would be interested in being a part of. We should do this survey more frequently.

## Logansport Parks & Recreation Department 12-2023 Youth Survey Results & Findings

Page | 3

Q5 What mode of transportation is available to you to get to programs or parks? Please select all that apply. (622 answered)

- Parents 67%
- Walk 33%
- Bike 28%
- Carpool w Friends 18%
- Personal Vehicle 14%

Q5 Conclusion: Provide programs when parents are available to get their children to the park OR provide some transportation for students to get to different places. For example.... kids on the west side, meet at Fairview Park at Noon, and the bus would transport them to the Aquatic Center, then pick them up at 4 and return them to Fairview Park? Maybe create a route of pick up's and drop offs?

Q6 Where do you spend most of your free time? Please select your top three locations. (633 answered)

- Home 78%
- On computer/video games 31%
- Watching TV 27%
- Friend's House 25%
- School(extracurricular) 16%
- Church 13%
- YMCA 12%
- Riverside Park 9%
- Logansport Trails 2%

Q6 Conclusion: Again, developing a transportation system to activities &/or parks would be ideal to get students out of their homes and into our parks.

**Logansport Parks & Recreation Department  
12-2023 Youth Survey Results & Findings**

Page | 4

**Q7 Why do you go to the places identified in the previous question? Please select all that apply. (625 answered)**

- Enjoyment 65%
- Friends are there 49%
- Location 28%
- Available transportation 19%
- Cost 16%

**Q8 Do you visit the parks and recreation facilities... (527 answered)**

- With an adult 41%
- With friends 29%
- I do not visit park & recreation activities 26%
- By yourself 4%

**Q7 & Q8 Conclusion: We need to tap into groups of kids...go with school grade groups?**

**Q9 Please select all of the locations you have visited in the last year. (571 answered)**

- Riverside Park 73%
- Spencer Park 49%
- Huston Park 44%
- Fairview Park 42%
- Eel River Run 22%
- Little Turtle Water Trail 20%
- YMCA-not park facility 35%

**Q9 Conclusion: When I look at these numbers, I see that these students are using the trails. Perhaps a walking club would be an activity that encourages and reinforces a habit of walking or running. Students are using Huston Park for soccer as well as trails.**



## Logansport Parks & Recreation Department 12-2023 Youth Survey Results & Findings

Page | 5

**Q10** Please select the top three (3) recreation facilities, other than those located at school, you feel are most important to you and your friends. (594 answered)

- Open Space/Natural areas 33%
- Outdoor basketball courts 32%
- Trails 26%
- Outdoor swimming pools 24%
- Rectangular athletic fields 23%
- Neighborhood Parks(< 10 acres) 20%
- Community Parks(10+ acres) 15%

**Q10 Conclusion: Complete the soccer complex at Huston Park; enhance & improve our basketball courts, enhance and improve our trails; Provide a great aquatic center for kids (bigger slides, lazy river, climbing activities over the water) Make our smaller neighborhood parks more relevant to the youth activities, perhaps build a “teen” playground somewhere? An indoor “park” would also be an ideal for youth to gather and be together in a supervised atmosphere.**

**Q11** What level of school are you currently in? (584 answered)

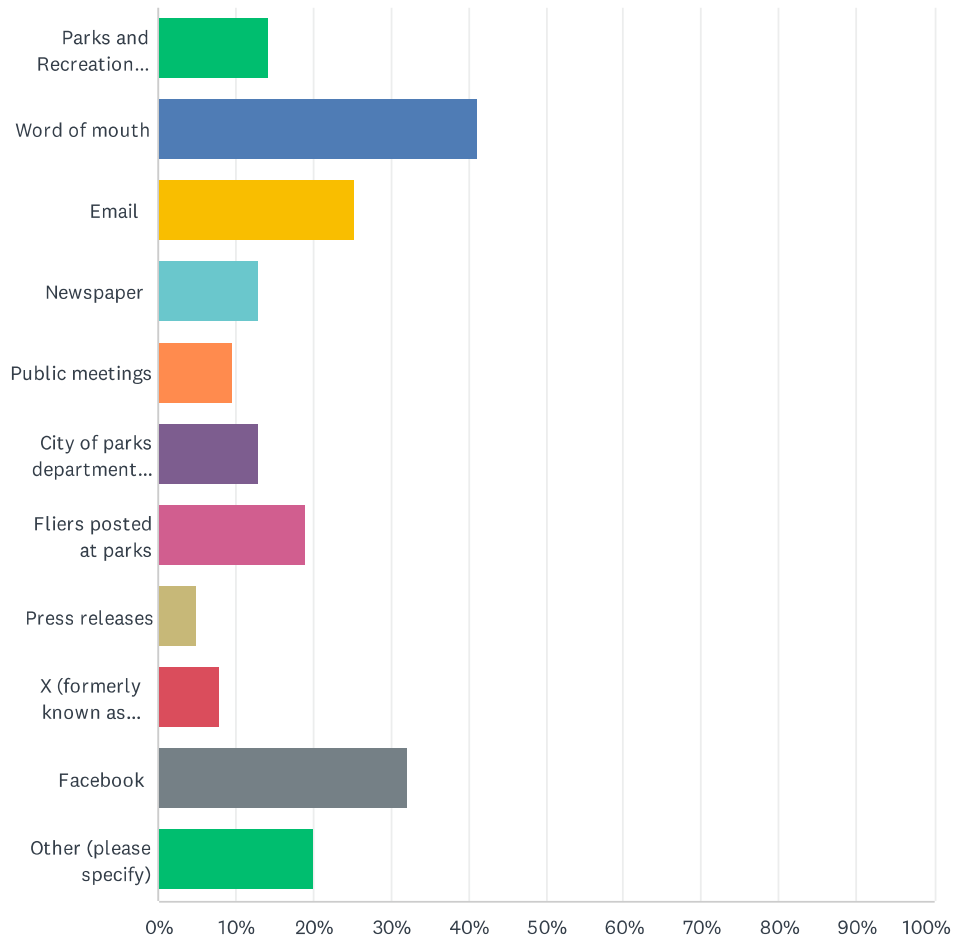
- Intermediate, Middle or Jr. High 97%
- Elementary School 3%

**Q12** Please select all of the following you have access to at your home. (585 Answered)

- Internet 87%
- Smart phone 78%
- Computer 72%
- Video Game System 71%
- Cable/Satellite TV 61%
- Tablet 52%

### Q1 How do you currently find out about programs and activities offered by Logansport Parks and Recreation? Please select all that apply.

Answered: 720 Skipped: 10



Logansport (IN) Parks and Recreation Master Plan Youth Survey

ANSWER CHOICES	RESPONSES	
Parks and Recreation Guide	14.31%	103
Word of mouth	41.11%	296
Email	25.42%	183
Newspaper	12.92%	93
Public meetings	9.58%	69
City of parks department website	13.06%	94
Fliers posted at parks	19.03%	137
Press releases	5.00%	36
X (formerly known as Twitter)	7.92%	57
Facebook	32.22%	232
Other (please specify)	20.14%	145
Total Respondents: 720		

#	OTHER (PLEASE SPECIFY)	DATE
1	Barley ever find out about any	12/4/2023 12:06 PM
2	#	12/2/2023 9:33 PM
3	school	12/1/2023 1:52 PM
4	%%	12/1/2023 1:07 PM
5	school	12/1/2023 12:51 PM
6	swiming polls	12/1/2023 12:43 PM
7	i used twitter and facebook	12/1/2023 12:07 PM
8	Tiktok	12/1/2023 12:03 PM
9	by looking at some pages they have	12/1/2023 11:58 AM
10	I don't get information	12/1/2023 11:51 AM
11	my parents	12/1/2023 11:39 AM
12	the park	12/1/2023 11:37 AM
13	Posters	12/1/2023 11:36 AM
14	I live here	12/1/2023 11:36 AM
15	I dont know	12/1/2023 11:34 AM
16	My mother	12/1/2023 11:33 AM
17	teachers	12/1/2023 11:33 AM
18	School	12/1/2023 11:33 AM
19	My mommy.	12/1/2023 11:33 AM
20	Teachers	12/1/2023 11:32 AM
21	Teacher	12/1/2023 11:31 AM
22	school	12/1/2023 11:31 AM

## Logansport (IN) Parks and Recreation Master Plan Youth Survey

23	Never heard of it.	12/1/2023 11:28 AM
24	i don't really know	12/1/2023 11:23 AM
25	I don't	12/1/2023 11:17 AM
26	by people telling me	12/1/2023 11:17 AM
27	School	12/1/2023 11:15 AM
28	Snapchat	12/1/2023 11:15 AM
29	idk	12/1/2023 11:10 AM
30	My parents tell me.	12/1/2023 10:50 AM
31	Friends and family	12/1/2023 10:50 AM
32	my teacher	12/1/2023 10:49 AM
33	I dont really know.	12/1/2023 10:33 AM
34	My teacher.	12/1/2023 9:42 AM
35	snapchat	12/1/2023 8:54 AM
36	mom	12/1/2023 8:52 AM
37	announcements	12/1/2023 8:52 AM
38	Mom and dad	12/1/2023 8:52 AM
39	parents/family	12/1/2023 8:52 AM
40	Mom	12/1/2023 8:52 AM
41	mom	12/1/2023 8:52 AM
42	mom	12/1/2023 8:52 AM
43	mom	12/1/2023 8:52 AM
44	My parents	12/1/2023 8:52 AM
45	My mom are friends with a couple people that work and she does paint party.	12/1/2023 8:52 AM
46	mom	12/1/2023 8:52 AM
47	mom or dad	12/1/2023 8:52 AM
48	xx	12/1/2023 8:52 AM
49	School	12/1/2023 8:51 AM
50	My dad or family	12/1/2023 8:50 AM
51	Google or the Internet	12/1/2023 8:48 AM
52	My teacher	12/1/2023 8:45 AM
53	facebook	12/1/2023 8:45 AM
54	youtube	12/1/2023 8:45 AM
55	mom	12/1/2023 8:45 AM
56	Math	12/1/2023 8:44 AM
57	Nothing until this	12/1/2023 8:44 AM
58	my mom	12/1/2023 8:43 AM
59	shoping	12/1/2023 8:43 AM
60	I don't get nodfided	12/1/2023 8:43 AM

## Logansport (IN) Parks and Recreation Master Plan Youth Survey

61	Poster there	12/1/2023 8:43 AM
62	ttthe way the school can get A hold of parents from public meetings and Facebook	12/1/2023 8:43 AM
63	my teacher	12/1/2023 8:42 AM
64	School	12/1/2023 8:42 AM
65	school	12/1/2023 8:42 AM
66	School	12/1/2023 8:42 AM
67	Logansport Intermidate School	12/1/2023 8:42 AM
68	tiktok	12/1/2023 8:42 AM
69	I don't hear about them.	12/1/2023 8:42 AM
70	I don't hear about them	12/1/2023 8:42 AM
71	i don't not hear about programs	12/1/2023 8:42 AM
72	I don't hear about them	12/1/2023 8:42 AM
73	i don't hear about them	12/1/2023 8:41 AM
74	ig	12/1/2023 8:41 AM
75	my mom has facebook and tells me	12/1/2023 8:41 AM
76	school	12/1/2023 8:41 AM
77	School	12/1/2023 8:41 AM
78	school	12/1/2023 8:41 AM
79	school	12/1/2023 8:41 AM
80	tiktok	12/1/2023 8:41 AM
81	ig	12/1/2023 8:41 AM
82	instagram	12/1/2023 8:41 AM
83	the radio	12/1/2023 8:41 AM
84	I don't no	12/1/2023 8:41 AM
85	Instagram	12/1/2023 8:41 AM
86	school	12/1/2023 8:41 AM
87	Instagram	12/1/2023 8:41 AM
88	Logansport Intermidate School	12/1/2023 8:41 AM
89	ig	12/1/2023 8:41 AM
90	school	12/1/2023 8:41 AM
91	Posters around Logansport	12/1/2023 8:41 AM
92	Mr Miller talking about it in the announcements.	12/1/2023 8:40 AM
93	school or friends	12/1/2023 8:40 AM
94	Papers teahers give us	12/1/2023 8:39 AM
95	School fliers	12/1/2023 8:39 AM
96	i have never heard about it.	12/1/2023 8:39 AM
97	My mom tells me about it and she gets it from Facebook.	12/1/2023 8:39 AM
98	my parents	12/1/2023 8:39 AM

## Logansport (IN) Parks and Recreation Master Plan Youth Survey

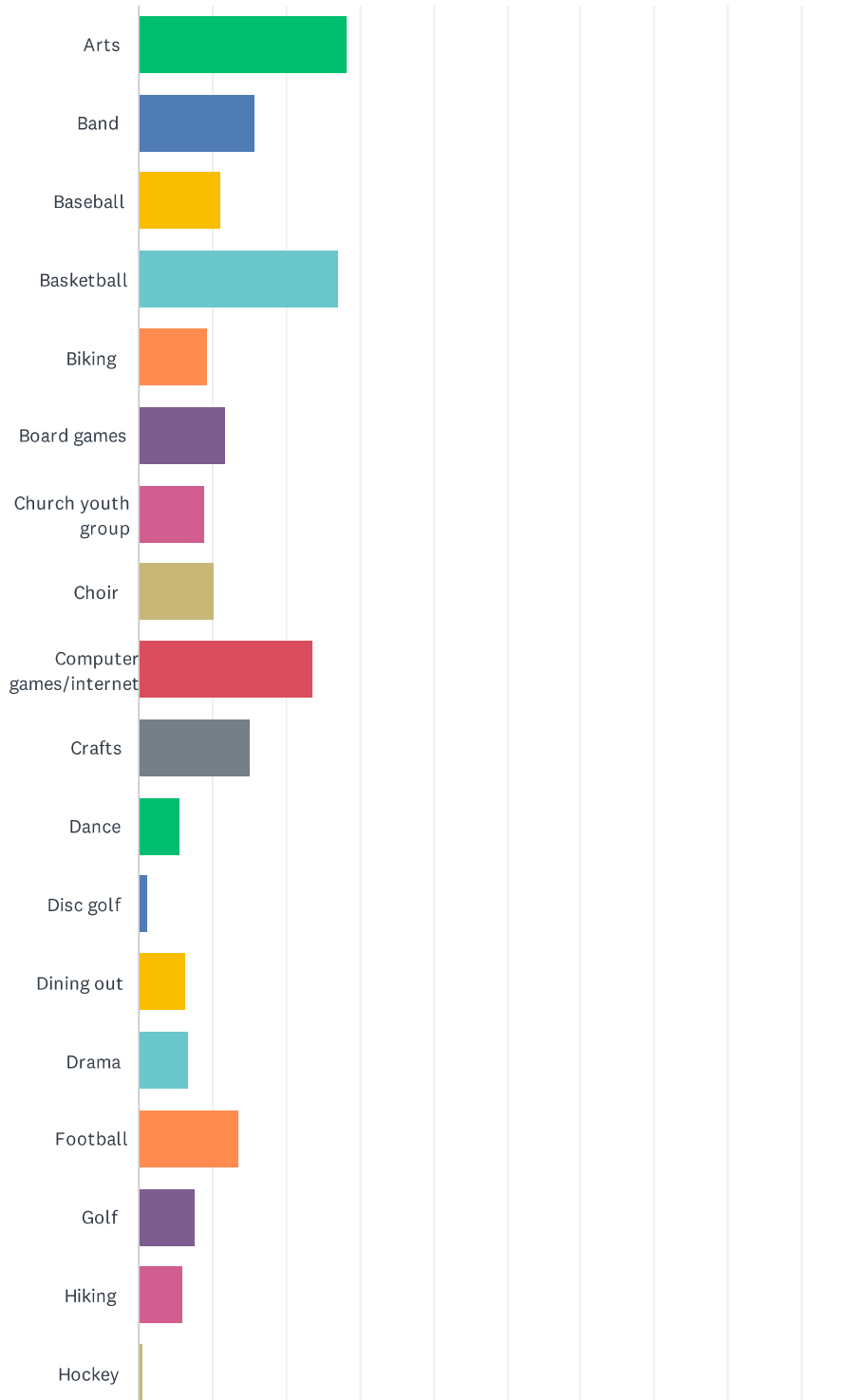
99	school	12/1/2023 8:39 AM
100	Parents	12/1/2023 8:39 AM
101	I never heard it befor	12/1/2023 8:39 AM
102	parents and I don't always hear about things	12/1/2023 8:39 AM
103	school	12/1/2023 8:39 AM
104	my parents tell me on facebook	12/1/2023 8:39 AM
105	hearing about it	12/1/2023 8:38 AM
106	my mom	12/1/2023 8:38 AM
107	Google	12/1/2023 8:38 AM
108	announcements	12/1/2023 8:38 AM
109	i don't	12/1/2023 8:37 AM
110	see the bulding	12/1/2023 8:37 AM
111	parents	12/1/2023 8:37 AM
112	my parents will be on facebook and then they tell me	12/1/2023 8:37 AM
113	My parents Find out on Facebook and then tell me.	12/1/2023 8:37 AM
114	Never heard of them	12/1/2023 8:37 AM
115	the news	12/1/2023 8:34 AM
116	yesssirrr	12/1/2023 8:33 AM
117	student weblinks	12/1/2023 8:30 AM
118	school	12/1/2023 8:11 AM
119	I find out from my parents	12/1/2023 7:04 AM
120	school	11/30/2023 12:34 PM
121	school	11/30/2023 12:32 PM
122	seeing them	11/30/2023 12:31 PM
123	Walking around	11/30/2023 12:31 PM
124	i don't know about it, so i cant lie i don't know anything about it.	11/30/2023 12:31 PM
125	it's fun to go to the park	11/30/2023 12:31 PM
126	I don't	11/30/2023 12:25 PM
127	public	11/30/2023 12:21 PM
128	by helping peplo	11/30/2023 12:13 PM
129	school told me to do this	11/30/2023 12:09 PM
130	School	11/30/2023 12:08 PM
131	shcool	11/30/2023 12:08 PM
132	School	11/30/2023 12:08 PM
133	School	11/30/2023 12:08 PM
134	family or my phone	11/30/2023 8:55 AM
135	school	11/30/2023 8:42 AM
136	My moms Facebook see tells me	11/30/2023 8:41 AM

## Logansport (IN) Parks and Recreation Master Plan Youth Survey

137	teacher	11/30/2023 8:40 AM
138	snapchat, walking around and finding it	11/30/2023 8:40 AM
139	By other people	11/30/2023 8:39 AM
140	School	11/30/2023 8:39 AM
141	my teacher tells me	11/30/2023 8:39 AM
142	Online	11/30/2023 8:35 AM
143	Online	11/30/2023 8:35 AM
144	My dad	11/30/2023 8:34 AM
145	my school intermediate school	11/30/2023 8:33 AM

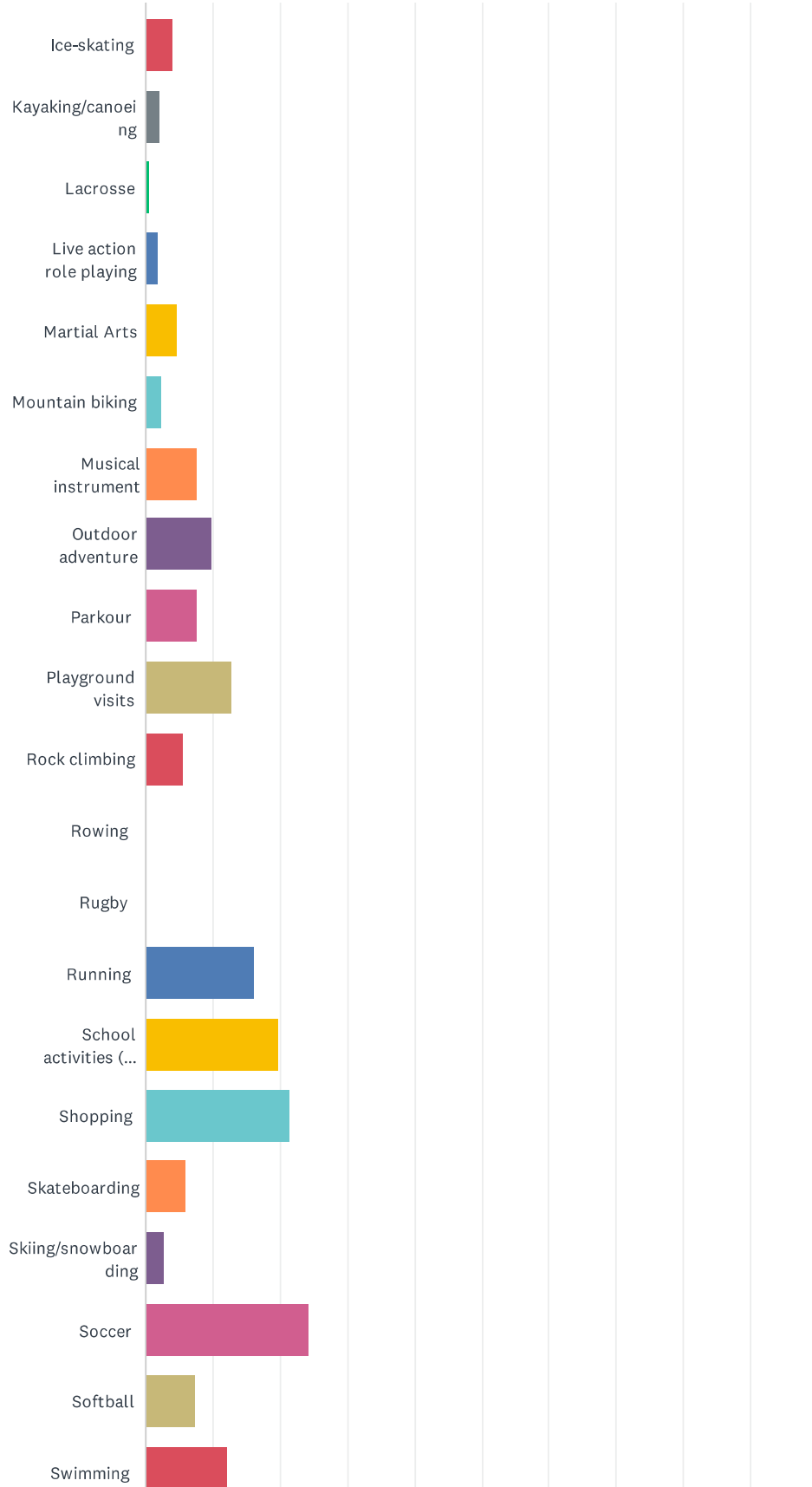
Q2 From the list of activities listed below, please select the activities you are involved in. Please select all that apply.

Answered: 677 Skipped: 53

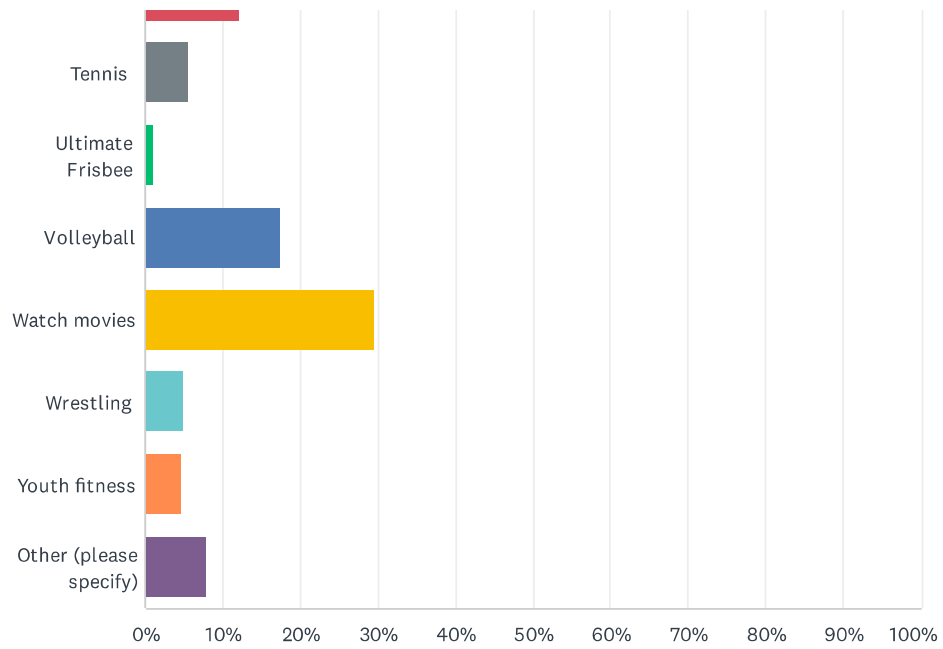




## Logansport (IN) Parks and Recreation Master Plan Youth Survey



### Logansport (IN) Parks and Recreation Master Plan Youth Survey



Logansport (IN) Parks and Recreation Master Plan Youth Survey

ANSWER CHOICES	RESPONSES	
Arts	28.36%	192
Band	15.81%	107
Baseball	11.08%	75
Basketball	27.18%	184
Biking	9.31%	63
Board games	11.67%	79
Church youth group	9.01%	61
Choir	10.34%	70
Computer games/internet	23.63%	160
Crafts	15.21%	103
Dance	5.47%	37
Disc golf	1.18%	8
Dining out	6.35%	43
Drama	6.79%	46
Football	13.59%	92
Golf	7.68%	52
Hiking	6.06%	41
Hockey	0.74%	5
Ice-skating	4.14%	28
Kayaking/canoeing	2.07%	14
Lacrosse	0.74%	5
Live action role playing	1.92%	13
Martial Arts	4.73%	32
Mountain biking	2.36%	16
Musical instrument	7.68%	52
Outdoor adventure	9.90%	67
Parkour	7.68%	52
Playground visits	12.85%	87
Rock climbing	5.61%	38
Rowing	0.15%	1
Rugby	0.30%	2
Running	16.25%	110

## Logansport (IN) Parks and Recreation Master Plan Youth Survey

School activities (not athletics)	19.79%	134
Shopping	21.57%	146
Skateboarding	5.91%	40
Skiing/snowboarding	2.81%	19
Soccer	24.22%	164
Softball	7.53%	51
Swimming	12.11%	82
Tennis	5.47%	37
Ultimate Frisbee	1.03%	7
Volleyball	17.43%	118
Watch movies	29.69%	201
Wrestling	4.87%	33
Youth fitness	4.73%	32
Other (please specify)	7.83%	53
Total Respondents: 677		

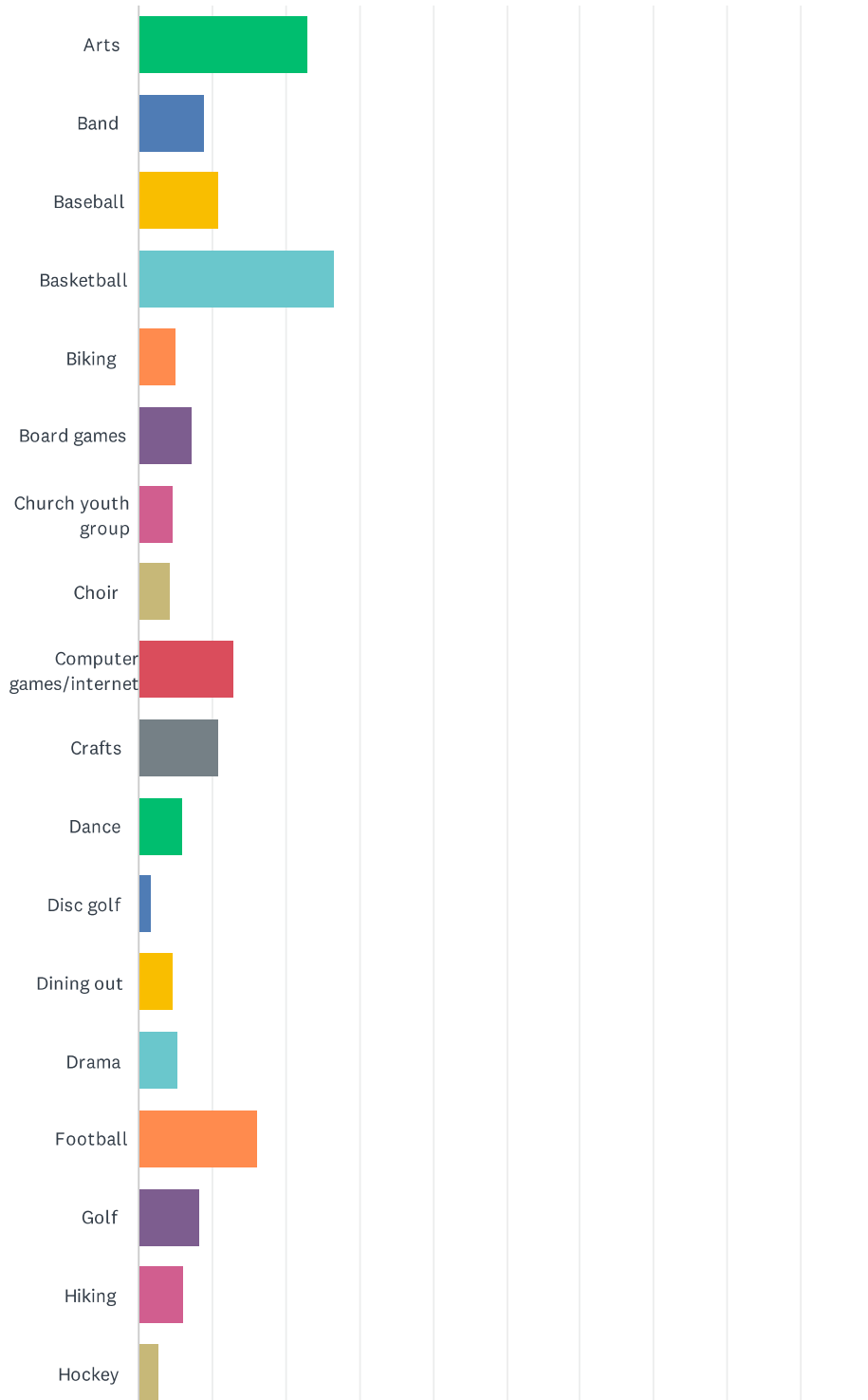
#	OTHER (PLEASE SPECIFY)	DATE
1	Student Council	12/1/2023 12:03 PM
2	Nothing	12/1/2023 11:53 AM
3	none	12/1/2023 11:45 AM
4	cheer	12/1/2023 11:39 AM
5	Writing	12/1/2023 11:39 AM
6	soccer fields	12/1/2023 11:38 AM
7	Diversity Club	12/1/2023 11:35 AM
8	none	12/1/2023 11:33 AM
9	None	12/1/2023 11:29 AM
10	robotics	12/1/2023 11:22 AM
11	Dungeons and Dragons	12/1/2023 11:22 AM
12	fishing and I watch youtbu	12/1/2023 11:17 AM
13	Crocheting	12/1/2023 8:57 AM
14	cheer	12/1/2023 8:54 AM
15	Dodgeball	12/1/2023 8:54 AM
16	Boxing	12/1/2023 8:50 AM
17	really none but i wanna do football basketball and wrestling	12/1/2023 8:50 AM
18	Save the world because im spiderman	12/1/2023 8:50 AM
19	none	12/1/2023 8:48 AM
20	school	12/1/2023 8:48 AM

## Logansport (IN) Parks and Recreation Master Plan Youth Survey

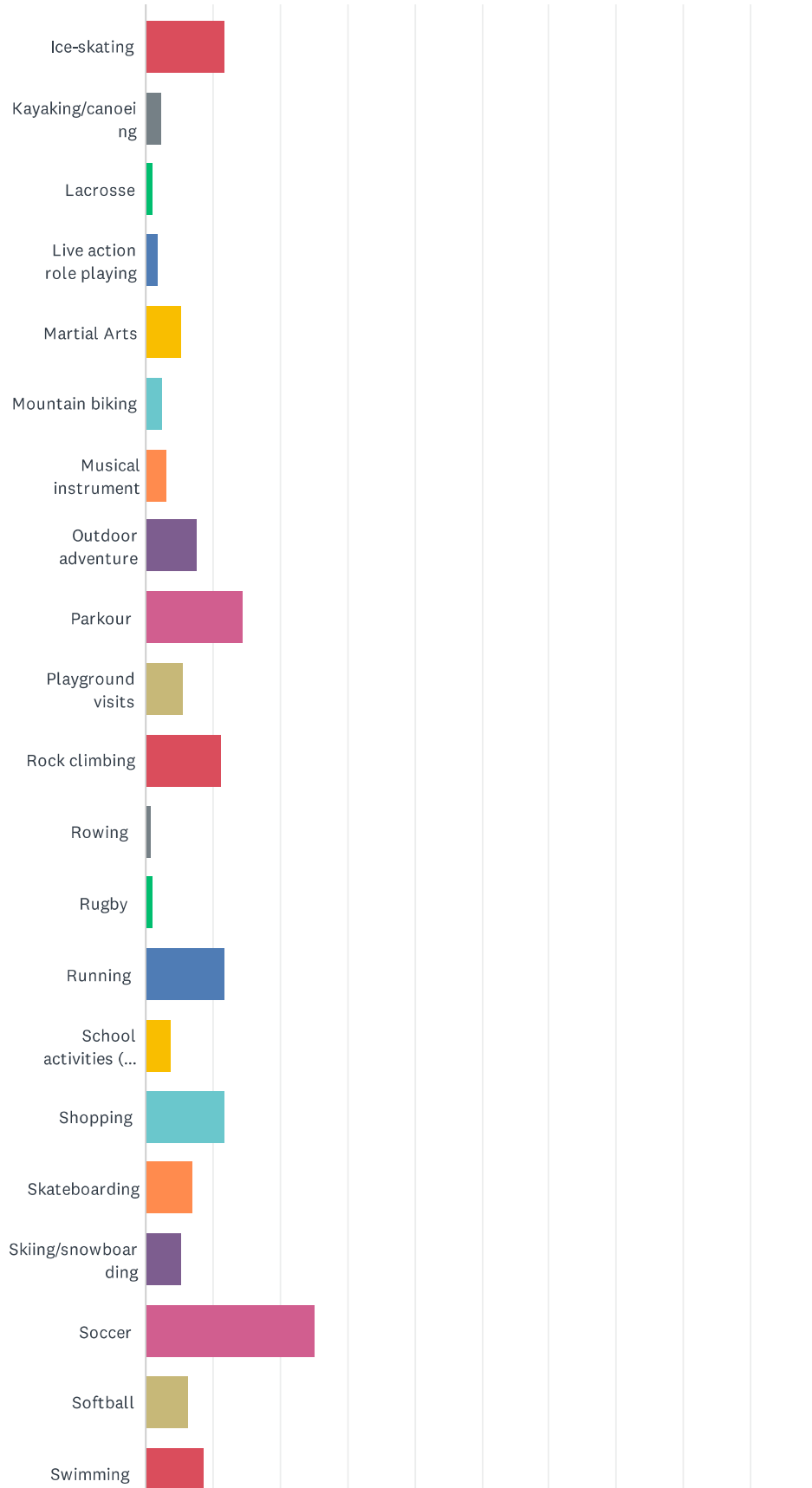
21	math	12/1/2023 8:47 AM
22	Karate	12/1/2023 8:47 AM
23	8763	12/1/2023 8:47 AM
24	Boxing	12/1/2023 8:47 AM
25	i like dancing because i can see my friends	12/1/2023 8:47 AM
26	soccer	12/1/2023 8:46 AM
27	Cheer	12/1/2023 8:45 AM
28	cheer	12/1/2023 8:44 AM
29	Im not involved in anything beacuse they don't have anything I like.	12/1/2023 8:43 AM
30	reces football not in a league	12/1/2023 8:43 AM
31	im not in anything	12/1/2023 8:42 AM
32	fishing	12/1/2023 8:41 AM
33	Math	12/1/2023 8:41 AM
34	boxing	12/1/2023 8:41 AM
35	Cheer and Bowling	12/1/2023 8:41 AM
36	robotics	12/1/2023 8:40 AM
37	none	12/1/2023 8:39 AM
38	Cheer	12/1/2023 8:39 AM
39	singing cooking	12/1/2023 8:37 AM
40	None	12/1/2023 8:36 AM
41	I also play AAU basketball	12/1/2023 7:08 AM
42	gymnastics	11/30/2023 12:37 PM
43	boxing	11/30/2023 12:34 PM
44	none other	11/30/2023 12:33 PM
45	jnjnj	11/30/2023 12:33 PM
46	rowing	11/30/2023 12:26 PM
47	nothing	11/30/2023 12:09 PM
48	no	11/30/2023 8:58 AM
49	boxing	11/30/2023 8:57 AM
50	bowling	11/30/2023 8:48 AM
51	Skateing	11/30/2023 8:46 AM
52	cheer	11/30/2023 8:33 AM
53	Girl Scouts	11/28/2023 4:26 PM

Q3 From the list of activities listed below, please select up to four (4) activities you would like to see Logansport Parks and Recreation provide.

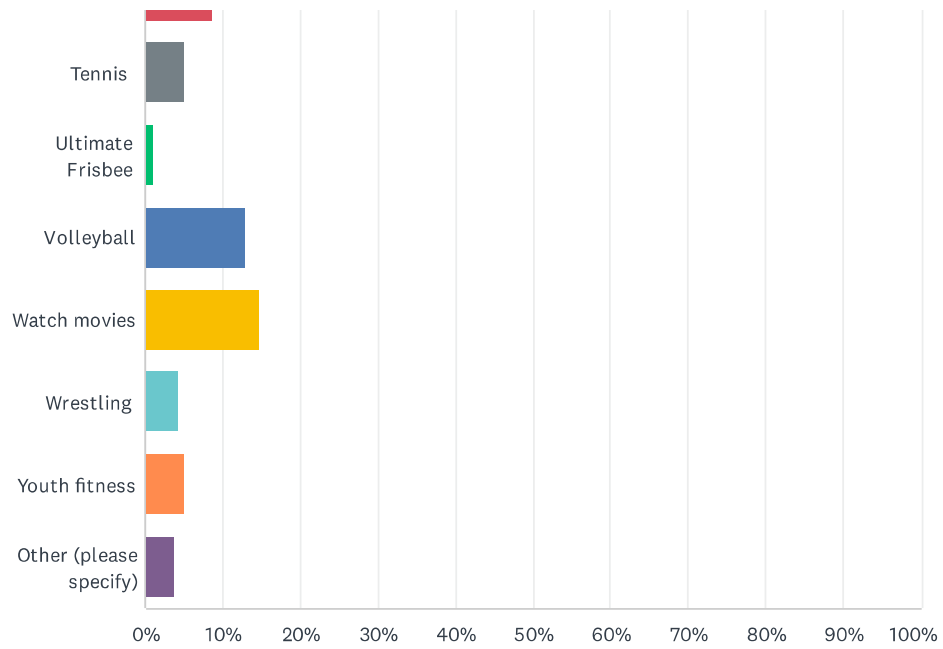
Answered: 694 Skipped: 36



## Logansport (IN) Parks and Recreation Master Plan Youth Survey



### Logansport (IN) Parks and Recreation Master Plan Youth Survey





Logansport (IN) Parks and Recreation Master Plan Youth Survey

ANSWER CHOICES	RESPONSES	
Arts	23.05%	160
Band	8.93%	62
Baseball	10.95%	76
Basketball	26.66%	185
Biking	5.04%	35
Board games	7.20%	50
Church youth group	4.76%	33
Choir	4.32%	30
Computer games/internet	13.11%	91
Crafts	10.81%	75
Dance	6.05%	42
Disc golf	1.73%	12
Dining out	4.76%	33
Drama	5.33%	37
Football	16.14%	112
Golf	8.36%	58
Hiking	6.20%	43
Hockey	2.74%	19
Ice-skating	11.82%	82
Kayaking/canoeing	2.45%	17
Lacrosse	1.15%	8
Live action role playing	2.02%	14
Martial Arts	5.33%	37
Mountain biking	2.59%	18
Musical instrument	3.17%	22
Outdoor adventure	7.64%	53
Parkour	14.55%	101
Playground visits	5.62%	39
Rock climbing	11.38%	79
Rowing	0.86%	6
Rugby	1.15%	8
Running	11.67%	81

## Logansport (IN) Parks and Recreation Master Plan Youth Survey

School activities (not athletics)	3.89%	27
Shopping	11.82%	82
Skateboarding	7.06%	49
Skiing/snowboarding	5.33%	37
Soccer	25.22%	175
Softball	6.48%	45
Swimming	8.65%	60
Tennis	5.04%	35
Ultimate Frisbee	1.01%	7
Volleyball	12.97%	90
Watch movies	14.70%	102
Wrestling	4.32%	30
Youth fitness	5.04%	35
Other (please specify)	3.89%	27
Total Respondents: 694		

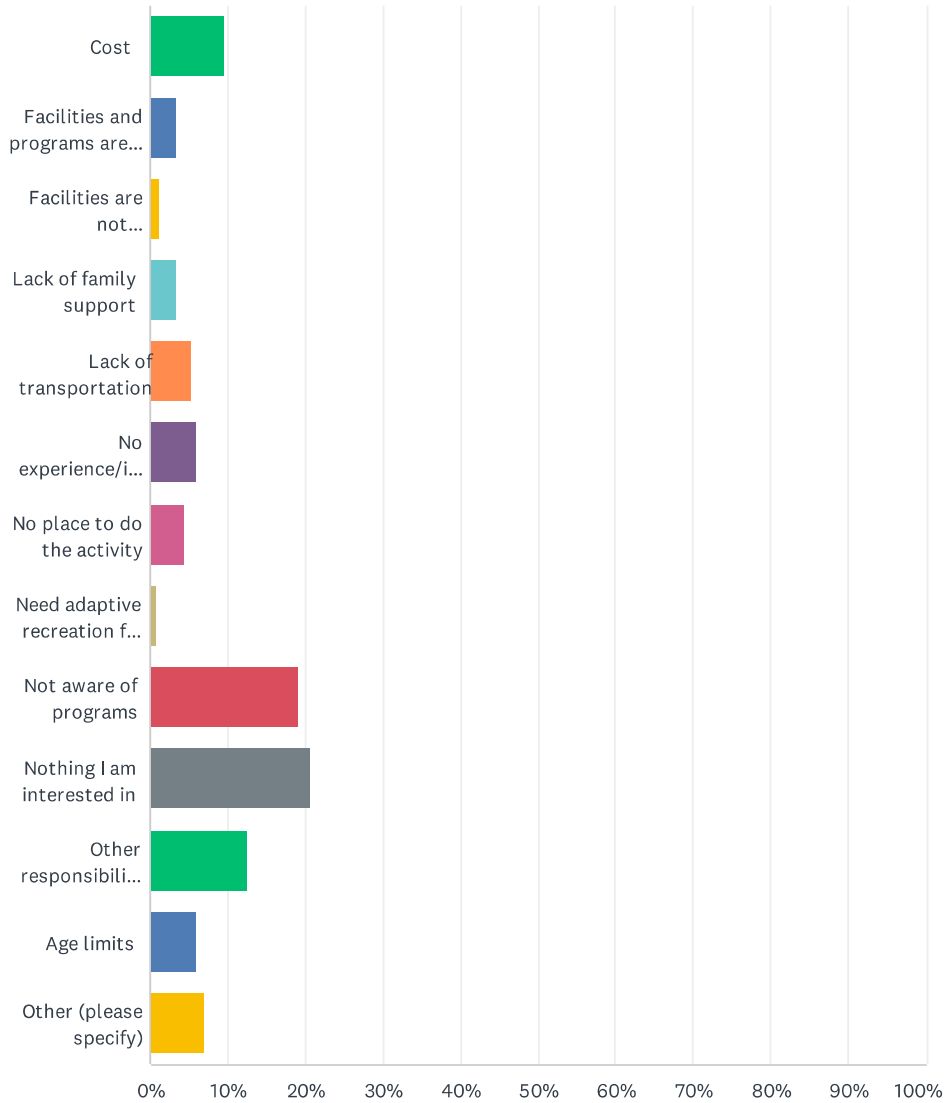
#	OTHER (PLEASE SPECIFY)	DATE
1	Pokemon Go	12/4/2023 12:06 PM
2	soccer field	12/1/2023 11:38 AM
3	robotics	12/1/2023 11:22 AM
4	none	12/1/2023 11:11 AM
5	skating	12/1/2023 11:10 AM
6	cheer	12/1/2023 8:57 AM
7	Skating	12/1/2023 8:57 AM
8	xx	12/1/2023 8:56 AM
9	Drama	12/1/2023 8:50 AM
10	art	12/1/2023 8:47 AM
11	gaga ball	12/1/2023 8:47 AM
12	disc golf	12/1/2023 8:46 AM
13	badminton	12/1/2023 8:45 AM
14	stating ring	12/1/2023 8:45 AM
15	boxing	12/1/2023 8:41 AM
16	Ballet	12/1/2023 8:40 AM
17	nothing	12/1/2023 8:40 AM
18	nothing	12/1/2023 8:39 AM
19	math	12/1/2023 8:39 AM
20	Gaga Ball	12/1/2023 8:39 AM

## Logansport (IN) Parks and Recreation Master Plan Youth Survey

21	reading	12/1/2023 8:38 AM
22	Fishing	12/1/2023 8:33 AM
23	going on trails to walk	11/30/2023 12:35 PM
24	none.	11/30/2023 12:33 PM
25	nothing	11/30/2023 12:09 PM
26	no	11/30/2023 8:58 AM
27	boxing	11/30/2023 8:57 AM

### Q4 What is the main reason you do not participate in Logansport Parks and Recreation programs? This question is limited to one response.

Answered: 665 Skipped: 65



## Logansport (IN) Parks and Recreation Master Plan Youth Survey

ANSWER CHOICES	RESPONSES	
Cost	9.62%	64
Facilities and programs are too far away	3.46%	23
Facilities are not sufficient/appropriate	1.35%	9
Lack of family support	3.46%	23
Lack of transportation	5.41%	36
No experience/instruction to the activity	5.86%	39
No place to do the activity	4.51%	30
Need adaptive recreation for disability	0.90%	6
Not aware of programs	19.25%	128
Nothing I am interested in	20.75%	138
Other responsibilities/no time	12.48%	83
Age limits	5.86%	39
Other (please specify)	7.07%	47
<b>TOTAL</b>		<b>665</b>

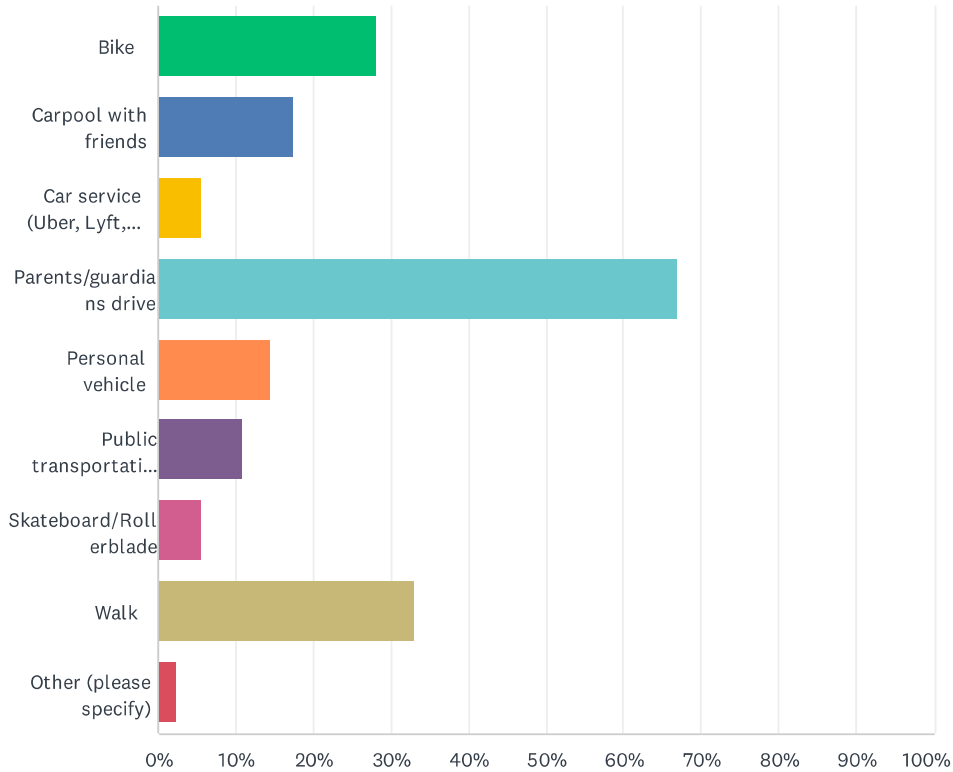
#	OTHER (PLEASE SPECIFY)	DATE
1	don't know where that location	12/1/2023 2:12 PM
2	idk	12/1/2023 1:55 PM
3	nothing	12/1/2023 1:48 PM
4	Not having a ride	12/1/2023 12:54 PM
5	idk to be honest	12/1/2023 12:07 PM
6	i don't want to	12/1/2023 11:54 AM
7	i don't live in logansport	12/1/2023 11:41 AM
8	I never heard of them	12/1/2023 11:40 AM
9	I don't feel like it	12/1/2023 11:23 AM
10	I don't feel like doing it.	12/1/2023 11:23 AM
11	I've never heard of this program until now.	12/1/2023 11:23 AM
12	I just don't wanna do it	12/1/2023 11:17 AM
13	Because I have social anxioanty.	12/1/2023 10:35 AM
14	Never heard of it	12/1/2023 8:58 AM
15	no place to practis	12/1/2023 8:55 AM
16	time availabilitiy	12/1/2023 8:55 AM
17	Sometimes for Religion	12/1/2023 8:55 AM
18	I do go to parks	12/1/2023 8:54 AM
19	i just don't and i don't have transportation and i'm not interested	12/1/2023 8:53 AM
20	I don't what to do it	12/1/2023 8:52 AM

## Logansport (IN) Parks and Recreation Master Plan Youth Survey

21	5556F	12/1/2023 8:52 AM
22	I can't play because don't have a physical .	12/1/2023 8:51 AM
23	I do go to the parks	12/1/2023 8:49 AM
24	mom never tells me	12/1/2023 8:48 AM
25	weather	12/1/2023 8:48 AM
26	Not aware of programs and Other responsibilities/No time	12/1/2023 8:48 AM
27	I don't get notified	12/1/2023 8:46 AM
28	so i can have some fun	12/1/2023 8:45 AM
29	erkfjvvvjopfnpoejm	12/1/2023 8:45 AM
30	doesn't fit my scedule	12/1/2023 8:45 AM
31	nothing to do at home	12/1/2023 8:43 AM
32	I didn't really know about it	12/1/2023 8:42 AM
33	I do a sport all ready	12/1/2023 8:42 AM
34	Im busy with softball and when I get a free weekend I sleep in.	12/1/2023 8:41 AM
35	i don't want to	12/1/2023 8:41 AM
36	i dont know	12/1/2023 8:40 AM
37	I didn't go to this school.	12/1/2023 8:40 AM
38	My family does not know what this is I don't ether.	12/1/2023 8:40 AM
39	Never heard of them	12/1/2023 8:38 AM
40	We don't live in logansport.	12/1/2023 7:09 AM
41	Until today, I never knew this was a thing.	11/30/2023 12:51 PM
42	people who go there and do bad things	11/30/2023 12:35 PM
43	i dont like going out	11/30/2023 12:35 PM
44	Strict Parents	11/30/2023 12:12 PM
45	age	11/30/2023 12:09 PM
46	never heard of it	11/30/2023 12:09 PM
47	kids with no supervision disrespect and language	11/30/2023 11:41 AM

### Q5 What mode of transportation is available to you to get to programs or parks? Please select all that apply.

Answered: 622 Skipped: 108



ANSWER CHOICES	RESPONSES	
Bike	28.14%	175
Carpool with friends	17.52%	109
Car service (Uber, Lyft, etc.)	5.47%	34
Parents/guardians drive	66.88%	416
Personal vehicle	14.47%	90
Public transportation (bus)	10.93%	68
Skateboard/Rollerblade	5.47%	34
Walk	32.96%	205
Other (please specify)	2.25%	14
Total Respondents: 622		

#	OTHER (PLEASE SPECIFY)	DATE
---	------------------------	------

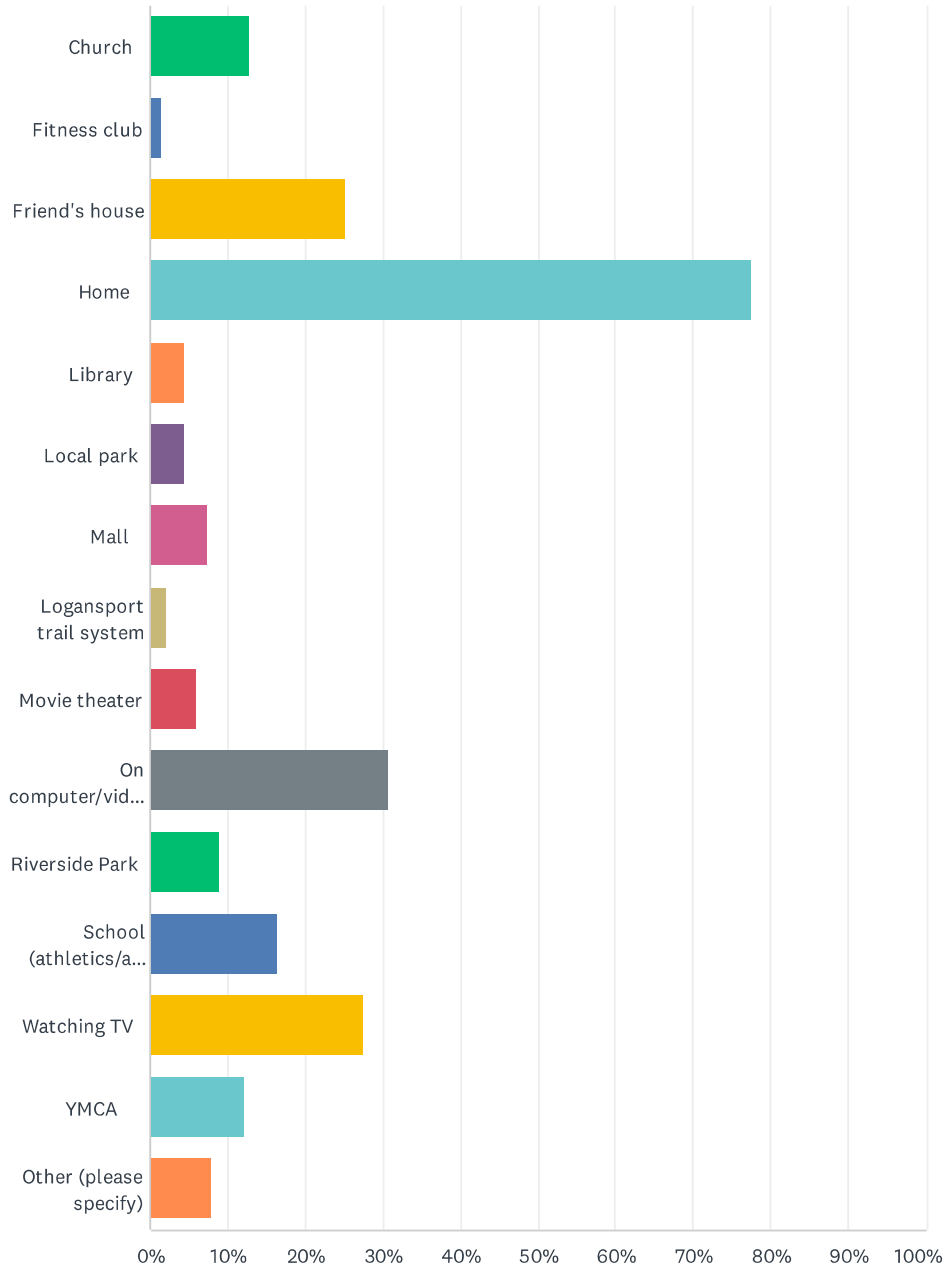
## Logansport (IN) Parks and Recreation Master Plan Youth Survey

1	roller skates	12/1/2023 1:50 PM
2	bus	12/1/2023 11:13 AM
3	xx	12/1/2023 8:59 AM
4	scooter	12/1/2023 8:58 AM
5	rt	12/1/2023 8:52 AM
6	Scooter	12/1/2023 8:52 AM
7	my friends moms	12/1/2023 8:46 AM
8	Electric scooter	12/1/2023 8:45 AM
9	Play with my cats.	12/1/2023 8:45 AM
10	scooter	12/1/2023 8:44 AM
11	none	12/1/2023 8:41 AM
12	no	11/30/2023 12:37 PM
13	scooter	11/30/2023 12:34 PM
14	my friends parents sometimes	11/30/2023 8:45 AM



### Q6 Where do you spend most of your free time? Please select your top three locations.

Answered: 633 Skipped: 97



## Logansport (IN) Parks and Recreation Master Plan Youth Survey

ANSWER CHOICES	RESPONSES	
Church	12.80%	81
Fitness club	1.42%	9
Friend's house	25.12%	159
Home	77.57%	491
Library	4.58%	29
Local park	4.42%	28
Mall	7.42%	47
Logansport trail system	2.05%	13
Movie theater	6.00%	38
On computer/video games	30.81%	195
Riverside Park	9.00%	57
School (athletics/activities/clubs)	16.43%	104
Watching TV	27.49%	174
YMCA	12.16%	77
Other (please specify)	7.90%	50
Total Respondents: 633		

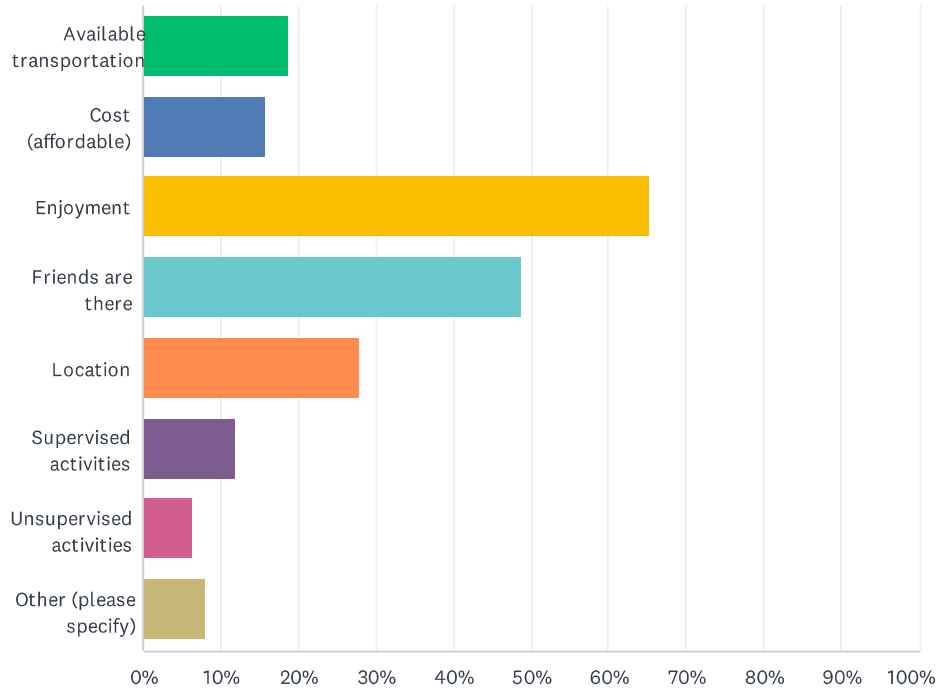
#	OTHER (PLEASE SPECIFY)	DATE
1	riding bikes with friends	12/7/2023 12:09 PM
2	Dance Studio	12/4/2023 12:09 PM
3	sporting events	12/1/2023 11:42 AM
4	hi	12/1/2023 11:40 AM
5	With family	12/1/2023 11:36 AM
6	Roller rink	12/1/2023 11:36 AM
7	inside my room	12/1/2023 11:23 AM
8	My bed	12/1/2023 11:18 AM
9	Basketball Games	12/1/2023 10:10 AM
10	work	12/1/2023 9:00 AM
11	Outside of my house	12/1/2023 9:00 AM
12	Club volleyball	12/1/2023 9:00 AM
13	Family's House	12/1/2023 8:59 AM
14	Other places for sports	12/1/2023 8:58 AM
15	Camping	12/1/2023 8:56 AM
16	soccer game and practices	12/1/2023 8:53 AM
17	Boxing	12/1/2023 8:53 AM

## Logansport (IN) Parks and Recreation Master Plan Youth Survey

18	Restaurant	12/1/2023 8:52 AM
19	playing video games	12/1/2023 8:51 AM
20	games	12/1/2023 8:51 AM
21	To play at the park with my cousin	12/1/2023 8:50 AM
22	nowhere else	12/1/2023 8:50 AM
23	school	12/1/2023 8:50 AM
24	none of your business	12/1/2023 8:50 AM
25	Drawing	12/1/2023 8:48 AM
26	computer	12/1/2023 8:48 AM
27	And at softball	12/1/2023 8:47 AM
28	football in summer	12/1/2023 8:47 AM
29	playing fortnite	12/1/2023 8:45 AM
30	Martial arts, Dance,Cheer	12/1/2023 8:45 AM
31	outside on my electric scooter	12/1/2023 8:45 AM
32	dace class	12/1/2023 8:44 AM
33	Playing piano or flute	12/1/2023 8:44 AM
34	cleaning	12/1/2023 8:44 AM
35	gym/boxing club	12/1/2023 8:44 AM
36	Softball	12/1/2023 8:42 AM
37	basketball court	12/1/2023 8:41 AM
38	my phone	12/1/2023 8:41 AM
39	babysitters house.	12/1/2023 8:41 AM
40	ballet every monday and tuesday	12/1/2023 8:41 AM
41	At my friends house	12/1/2023 8:40 AM
42	i dont go anywere	12/1/2023 8:40 AM
43	Xbox Games	12/1/2023 8:36 AM
44	Basketball	12/1/2023 7:12 AM
45	sports	11/30/2023 9:00 AM
46	In my backyard playing Volleyball	11/30/2023 9:00 AM
47	boxing, wrelsing	11/30/2023 9:00 AM
48	Reading	11/30/2023 8:45 AM
49	practice	11/30/2023 8:44 AM
50	Dance studio	11/29/2023 6:03 PM

### Q7 Why do you go to the places identified in the previous question? Please select all that apply.

Answered: 625 Skipped: 105



ANSWER CHOICES	RESPONSES
Available transportation	18.72% 117
Cost (affordable)	15.68% 98
Enjoyment	65.28% 408
Friends are there	48.80% 305
Location	28.00% 175
Supervised activities	11.84% 74
Unsupervised activities	6.40% 40
Other (please specify)	8.00% 50
Total Respondents: 625	

#	OTHER (PLEASE SPECIFY)	DATE
1	Because my mom makes me.	12/1/2023 2:09 PM
2	Home	12/1/2023 12:04 PM
3	because	12/1/2023 11:49 AM

## Logansport (IN) Parks and Recreation Master Plan Youth Survey

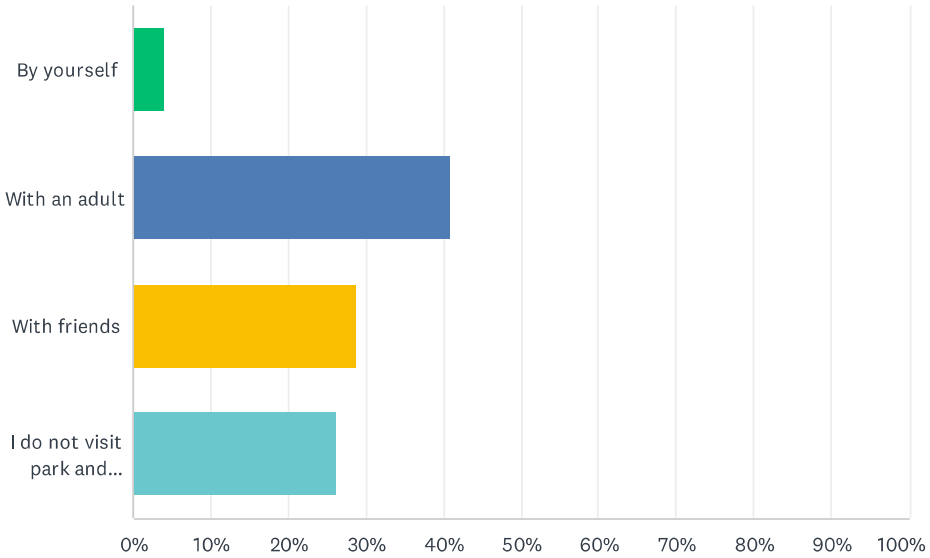
4	There's barely anyone to tell me what to do	12/1/2023 11:42 AM
5	It is safe, and I do not know of any activities.	12/1/2023 11:36 AM
6	Good music	12/1/2023 11:36 AM
7	I have nothing else to do i live way out in the country	12/1/2023 11:23 AM
8	basically my house	12/1/2023 11:18 AM
9	I don't have to go anywhere	12/1/2023 11:17 AM
10	boredom	12/1/2023 10:00 AM
11	don't have a chose	12/1/2023 9:00 AM
12	xx	12/1/2023 8:59 AM
13	For enjoyment	12/1/2023 8:59 AM
14	My sister's sports	12/1/2023 8:58 AM
15	fun	12/1/2023 8:58 AM
16	Help my mother	12/1/2023 8:52 AM
17	It's my house	12/1/2023 8:52 AM
18	fun	12/1/2023 8:51 AM
19	i have to be there	12/1/2023 8:50 AM
20	i don't know	12/1/2023 8:50 AM
21	helping/going with my mom	12/1/2023 8:49 AM
22	because I have fun	12/1/2023 8:49 AM
23	i have to	12/1/2023 8:48 AM
24	I have to	12/1/2023 8:48 AM
25	I have ternemets for softball cause I play travel	12/1/2023 8:47 AM
26	Dance	12/1/2023 8:47 AM
27	football is fun	12/1/2023 8:47 AM
28	religion	12/1/2023 8:47 AM
29	because i can.	12/1/2023 8:46 AM
30	most of the time we go there but we dont spend most of are time there the places we dont go are trails system,fitness club,	12/1/2023 8:45 AM
31	to have fun with my friendes	12/1/2023 8:45 AM
32	there fun to do	12/1/2023 8:44 AM
33	Just to do what I like	12/1/2023 8:44 AM
34	privacy	12/1/2023 8:43 AM
35	Because I like shoping	12/1/2023 8:43 AM
36	I don't know	12/1/2023 8:42 AM
37	because i have to	12/1/2023 8:41 AM
38	I am supposed to be there.	12/1/2023 8:41 AM
39	My mom makes me :,)	12/1/2023 8:41 AM
40	It's fun	12/1/2023 8:40 AM
41	I live there	12/1/2023 8:38 AM

## Logansport (IN) Parks and Recreation Master Plan Youth Survey

42	to play soccer because no soccer field in the parks	11/30/2023 12:38 PM
43	No place to go	11/30/2023 12:34 PM
44	we rarely have time	11/30/2023 9:01 AM
45	because I like the places	11/30/2023 8:54 AM
46	to practice	11/30/2023 8:44 AM
47	I play with my friends on video games	11/30/2023 8:43 AM
48	Because that is my free time and i like doing it.	11/30/2023 8:43 AM
49	Parants?	11/30/2023 8:43 AM
50	The places i can go without asking	11/30/2023 8:38 AM

## Q8 Do you visit the parks and recreation facilities...

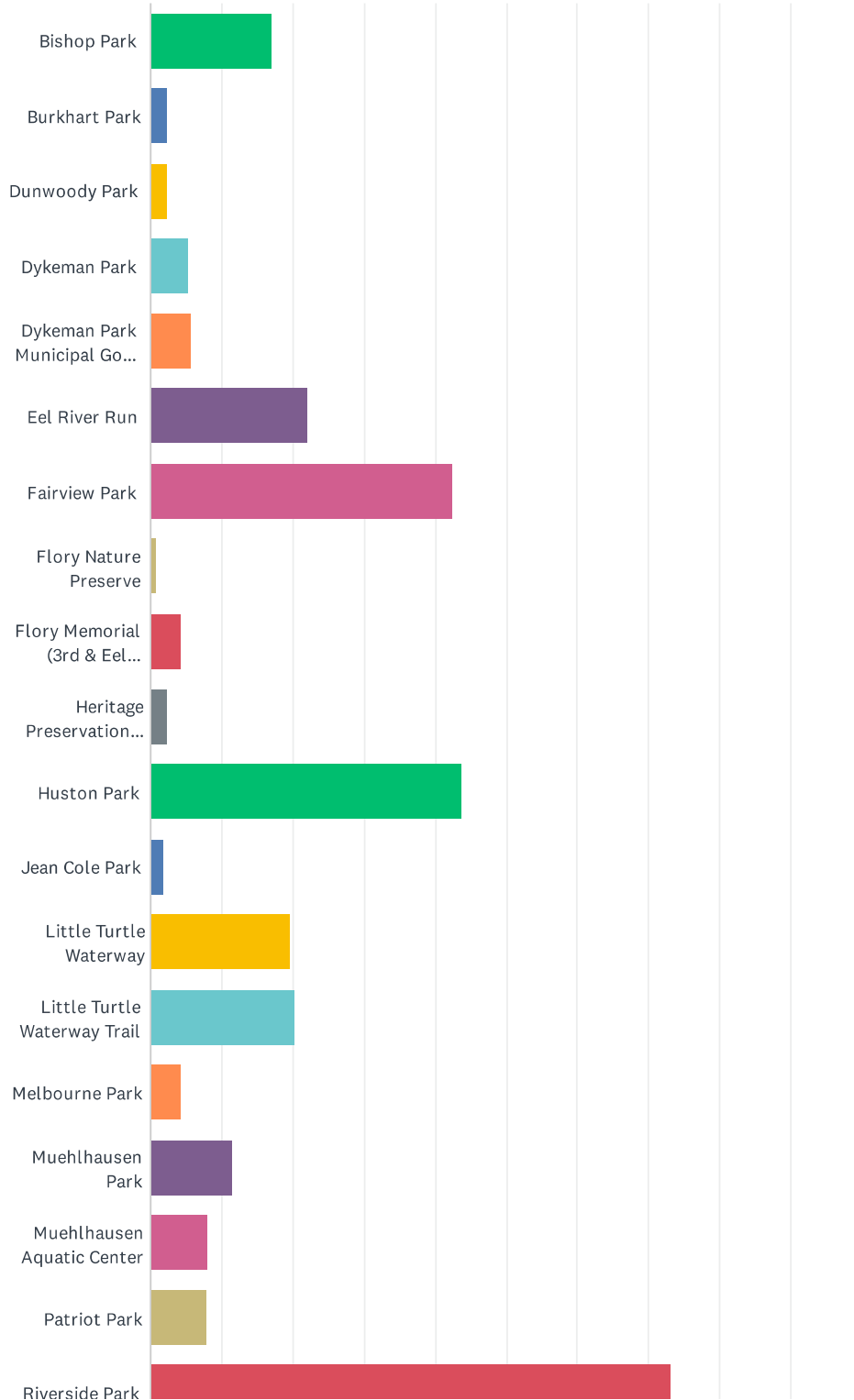
Answered: 587 Skipped: 143



ANSWER CHOICES	RESPONSES	
By yourself	4.09%	24
With an adult	40.89%	240
With friends	28.79%	169
I do not visit park and recreation facilities	26.24%	154
<b>TOTAL</b>		<b>587</b>

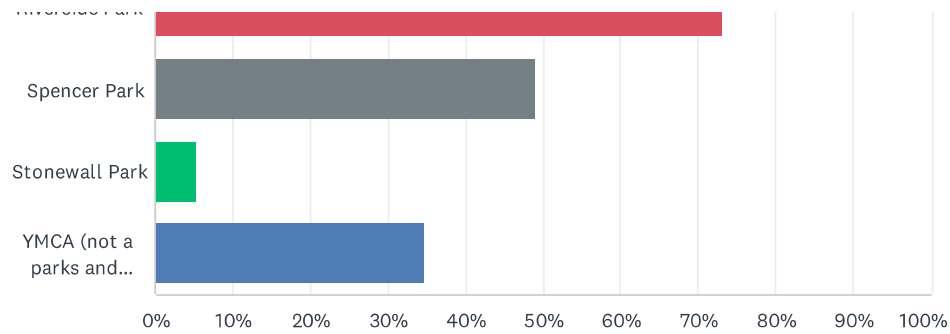
### Q9 Please select all of the locations you have visited in the last year.

Answered: 571 Skipped: 159





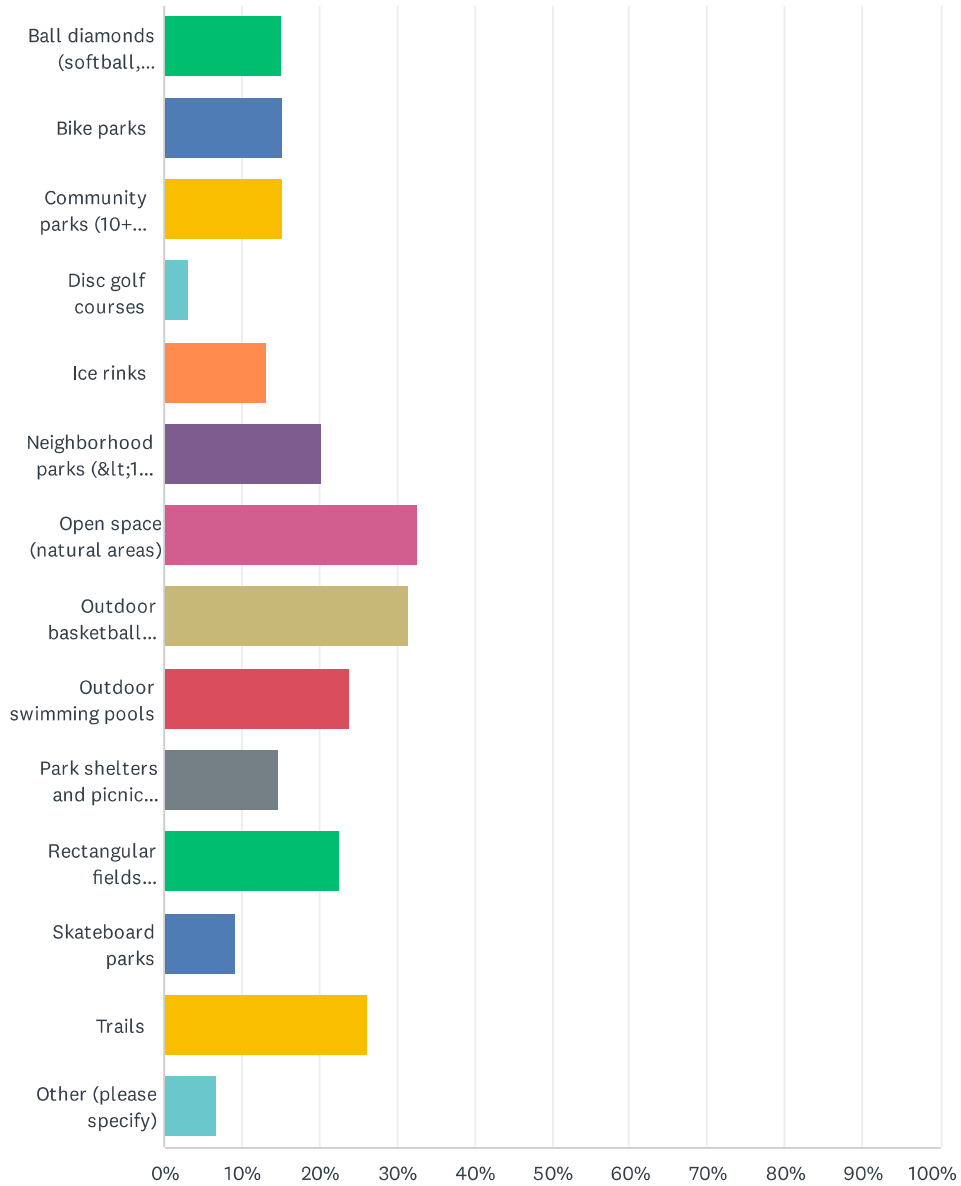
### Logansport (IN) Parks and Recreation Master Plan Youth Survey



ANSWER CHOICES	RESPONSES	
Bishop Park	17.16%	98
Burkhart Park	2.28%	13
Dunwoody Park	2.45%	14
Dykeman Park	5.43%	31
Dykeman Park Municipal Golf Course	5.78%	33
Eel River Run	22.24%	127
Fairview Park	42.38%	242
Flory Nature Preserve	0.88%	5
Flory Memorial (3rd & Eel River Avenue)	4.20%	24
Heritage Preservation Park (downtown)	2.28%	13
Huston Park	43.61%	249
Jean Cole Park	1.93%	11
Little Turtle Waterway	19.61%	112
Little Turtle Waterway Trail	20.32%	116
Melbourne Park	4.20%	24
Muehlhausen Park	11.56%	66
Muehlhausen Aquatic Center	8.06%	46
Patriot Park	7.88%	45
Riverside Park	73.20%	418
Spencer Park	49.04%	280
Stonewall Park	5.43%	31
YMCA (not a parks and recreation facility)	34.68%	198
Total Respondents: 571		

### Q10 Please select the top three (3) recreation facilities, other than those located at school, you feel are most important to you and your friends.

Answered: 594 Skipped: 136



## Logansport (IN) Parks and Recreation Master Plan Youth Survey

ANSWER CHOICES	RESPONSES	
Ball diamonds (softball, baseball)	15.15%	90
Bike parks	15.32%	91
Community parks (10+ acres)	15.32%	91
Disc golf courses	3.20%	19
Ice rinks	13.30%	79
Neighborhood parks (<10 acres)	20.20%	120
Open space (natural areas)	32.66%	194
Outdoor basketball courts	31.65%	188
Outdoor swimming pools	23.91%	142
Park shelters and picnic areas	14.81%	88
Rectangular fields (football, lacrosse, soccer, rugby, etc.)	22.56%	134
Skateboard parks	9.09%	54
Trails	26.26%	156
Other (please specify)	6.90%	41
Total Respondents: 594		

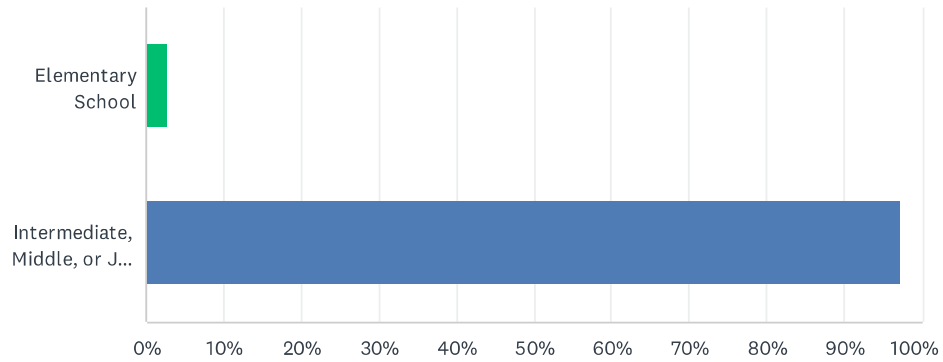
#	OTHER (PLEASE SPECIFY)	DATE
1	Dodgeball courts	12/4/2023 12:08 PM
2	Volleyball	12/4/2023 9:32 AM
3	Basketball games (boys mostly)	12/2/2023 8:31 PM
4	YMCA	12/1/2023 1:58 PM
5	none	12/1/2023 11:50 AM
6	skate world	12/1/2023 11:45 AM
7	Where there's lots of shade	12/1/2023 11:44 AM
8	I never go to them how would i like them	12/1/2023 11:24 AM
9	none	12/1/2023 11:19 AM
10	I dont do none.	12/1/2023 10:37 AM
11	Indore Basketball courts	12/1/2023 10:12 AM
12	Sports	12/1/2023 8:59 AM
13	soccor	12/1/2023 8:57 AM
14	Home	12/1/2023 8:54 AM
15	gaga pits	12/1/2023 8:53 AM
16	YMCA	12/1/2023 8:53 AM
17	drama	12/1/2023 8:50 AM
18	Vollyball courts	12/1/2023 8:50 AM
19	idk	12/1/2023 8:49 AM

## Logansport (IN) Parks and Recreation Master Plan Youth Survey

20	open a place to play soccer without paying	12/1/2023 8:49 AM
21	I don't have any.	12/1/2023 8:49 AM
22	n/a	12/1/2023 8:48 AM
23	girl scouts, parks, & science	12/1/2023 8:48 AM
24	I dont visit recreation facilities and I never have	12/1/2023 8:47 AM
25	My activities like Martial arts, dance,cheer	12/1/2023 8:47 AM
26	outside on the thpolein	12/1/2023 8:46 AM
27	friends house or my house	12/1/2023 8:46 AM
28	i don't know	12/1/2023 8:43 AM
29	skating rink	12/1/2023 8:43 AM
30	my home	12/1/2023 8:40 AM
31	just parks really	12/1/2023 8:37 AM
32	YMCA	11/30/2023 12:38 PM
33	soccer nets at parks	11/30/2023 12:36 PM
34	None	11/30/2023 12:28 PM
35	Nothing really needed here	11/30/2023 12:11 PM
36	ice cream shop	11/30/2023 10:00 AM
37	Idk	11/30/2023 9:00 AM
38	games	11/30/2023 8:52 AM
39	Skateing rinks	11/30/2023 8:52 AM
40	skating rink	11/30/2023 8:48 AM
41	soccer	11/30/2023 8:46 AM

### Q11 What level of school are you currently in?

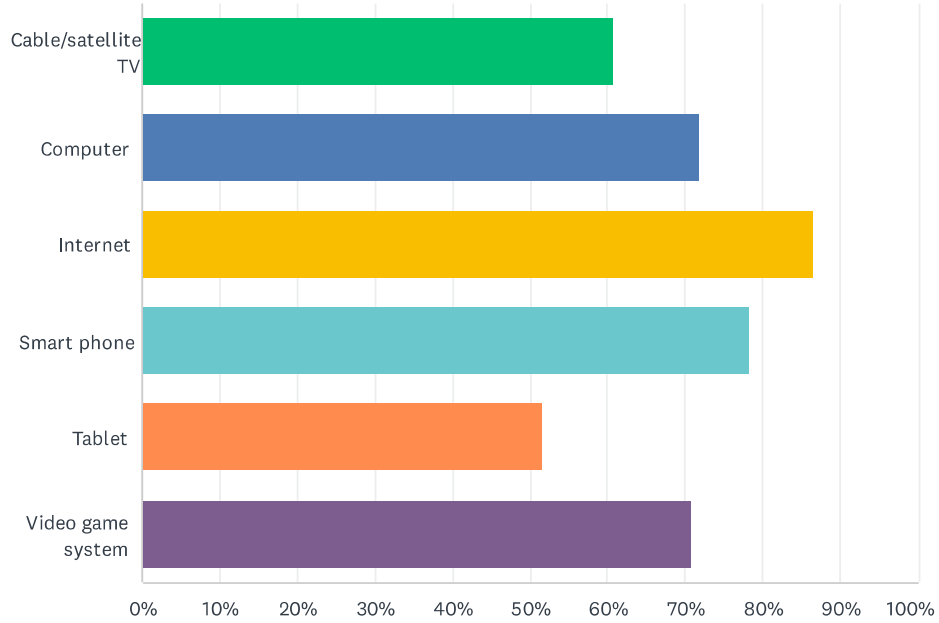
Answered: 584 Skipped: 146



ANSWER CHOICES	RESPONSES	
Elementary School	2.74%	16
Intermediate, Middle, or Jr High School	97.26%	568
TOTAL		584

Q12 Please select all of the following you have access to at your home.

Answered: 585 Skipped: 145



ANSWER CHOICES	RESPONSES	
Cable/satellite TV	60.68%	355
Computer	71.79%	420
Internet	86.67%	507
Smart phone	78.29%	458
Tablet	51.62%	302
Video game system	70.77%	414
Total Respondents: 585		

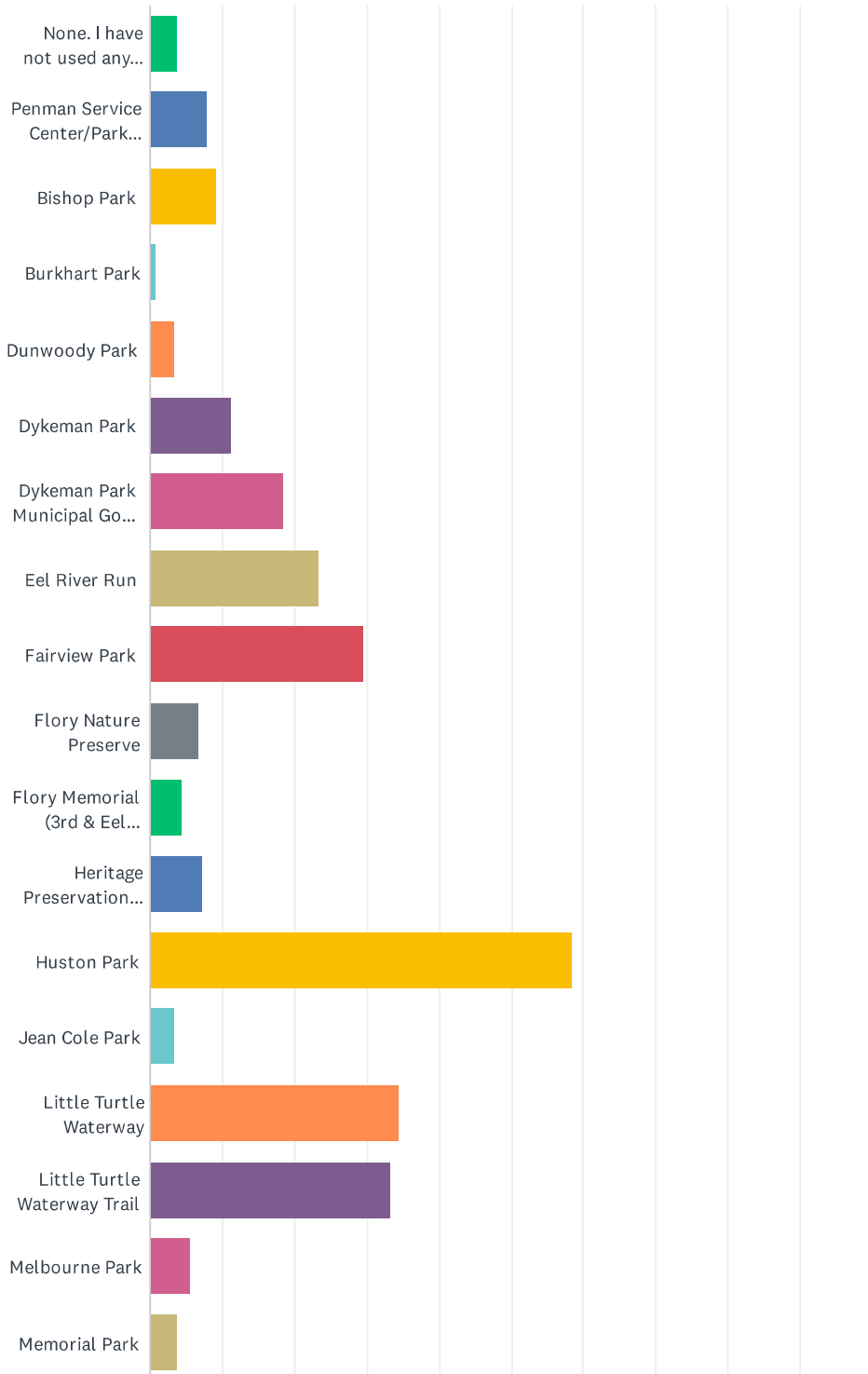
# ONLINE PUBLIC INPUT SURVEY

The following ranking of Facility Features from High to Low Priority was gathered from a public input survey that went public along with the statistically valid survey so that those who were not selected through the mail could participate. The chart below compiles all of the data from the survey into one digestible place.

PUBLIC INPUT ONLINE			
FACILITY FEATURES (376 RESPONDENTS)	High (80+)	Medium (50-79)	Low (1-49)
Outdoor Amphitheater	117		
Water Access	111		
Dog Park	100		
Multi-Use Paved Trails	99		
Outdoor Adventure Park	84		
Picnic Areas & Shelters	80		
Social Spaces		79	
Indoor Aquatic Center		73	
Ice Skating Rink		72	
Community Garden		71	
Splash pads		71	
Diamond Sports Field		69	
Downhill Winter Recreation Facility		55	
Playground Equipment for ALL		53	
Indoor Walking / Jogging Track			49
Golf Course			47
Boat Launch			41
Disc Golf			40
Outdoor Aquatic Center			40
Indoor Multi-Purpose Sport Field			39
Indoor Recreational Facility			30
Open Space & Conservation Area			29
Indoor Gym Space			28
Multi-Use Unpaved Trails			26
Large Community Park			21
Indoor Courts for Pickleball			20
Environmental Educational Center			19
Outdoor Multi-Use Courts - Pickleball			19
Skateboard Park			17
Small Neighborhood Park			16
Outdoor Rectangular Sports Field - Soccer			15
BMX Park / Pump Track			12
Soccer on Hard Court (Futsal)			12
Outdoor Multi-Use Courts - Basketball			8
Outdoor Exercise / Fitness Equipment			5
Outdoor Rectangular Sports Fields - Football			1

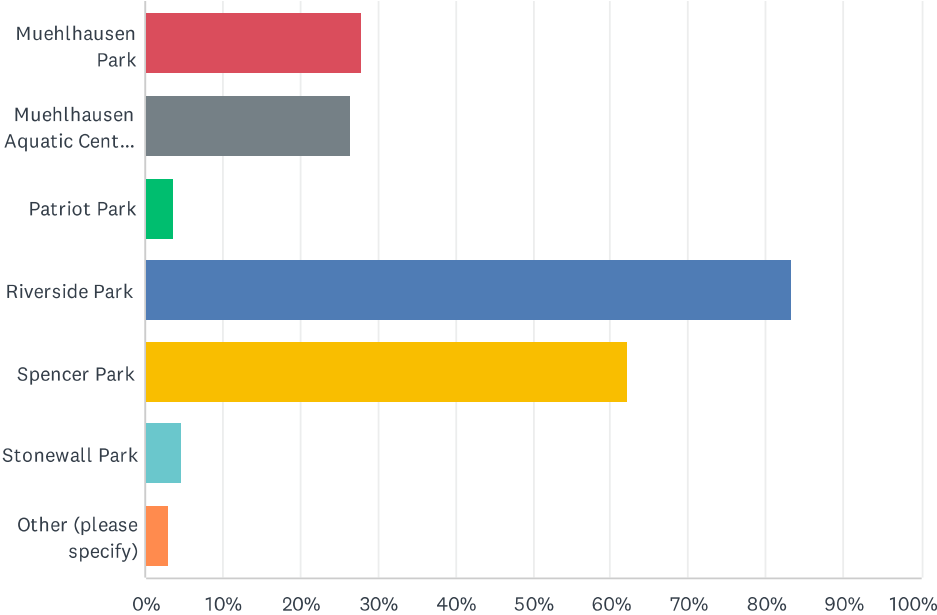
### Q1 What parks or facilities have you visited/used in Logansport during the past 12 months? Please select all that apply.

Answered: 473 Skipped: 1





Logansport (IN) Parks and Recreation Master Plan Community Survey



Logansport (IN) Parks and Recreation Master Plan Community Survey

ANSWER CHOICES	RESPONSES	
None. I have not used any park/facility during the past 12 months.	3.81%	18
Penman Service Center/Park Office	7.82%	37
Bishop Park	9.09%	43
Burkhart Park	0.85%	4
Dunwoody Park	3.38%	16
Dykeman Park	11.21%	53
Dykeman Park Municipal Golf Course	18.60%	88
Eel River Run	23.47%	111
Fairview Park	29.60%	140
Flory Nature Preserve	6.77%	32
Flory Memorial (3rd & Eel River Ave.)	4.44%	21
Heritage Preservation Park (Downtown)	7.19%	34
Huston Park	58.35%	276
Jean Cole Park	3.38%	16
Little Turtle Waterway	34.46%	163
Little Turtle Waterway Trail	33.19%	157
Melbourne Park	5.50%	26
Memorial Park	3.81%	18
Muehlhausen Park	27.91%	132
Muehlhausen Aquatic Center (MAC)	26.43%	125
Patriot Park	3.59%	17
Riverside Park	83.30%	394
Spencer Park	62.16%	294
Stonewall Park	4.65%	22
Other (please specify)	2.96%	14
Total Respondents: 473		

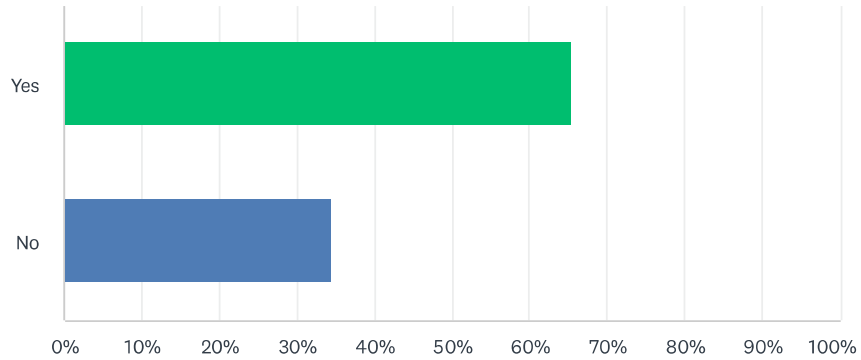
#	OTHER (PLEASE SPECIFY)	DATE
1	France Park 🏡	7/27/2023 7:13 PM
2	I not sure of the names, but we frequently use the trails between Riverside and Huston.	7/24/2023 12:43 PM
3	Aim Fields	7/23/2023 7:54 PM
4	France park	7/23/2023 11:08 AM
5	More pickle ball courts!	7/22/2023 6:55 PM
6	Hurvey	7/22/2023 1:31 AM

## Logansport (IN) Parks and Recreation Master Plan Community Survey

7	Trails behind humane society	7/21/2023 12:04 PM
8	More pickleball courts!	7/20/2023 8:42 PM
9	AIM	7/20/2023 8:26 PM
10	Riverbluff trail	7/20/2023 7:43 PM
11	Huston needs to be built up, lots of people there every afternoon/ evening	7/20/2023 7:37 PM
12	4-H ball fields	6/28/2023 4:58 PM
13	Hervey Preserve and Labyrinth	6/27/2023 3:32 PM
14	Walk at Mt Hope every day and Harvey preserve	6/7/2023 7:20 AM

**Q2 Based on the parks and/or facilities you visited during the past 12 months, are there any parks/facilities that are in need of any maintenance or capital improvements?**

Answered: 474 Skipped: 0



ANSWER CHOICES	RESPONSES	
Yes	65.40%	310
No	34.60%	164
TOTAL		474

**Q3 Please provide the name of the park(s) and/or facility(s) and describe what improvements are needed.**

Answered: 220 Skipped: 254

#	RESPONSES	DATE
1	Spencer Park pavilion by the water	7/30/2023 7:10 AM
2	All of them need mowed and weeds pulled desperately.	7/29/2023 8:07 PM
3	Spencer Park pavilions, particularly lower	7/28/2023 6:55 PM
4	Spencer Park needs a lot of work.	7/28/2023 12:04 PM
5	Muelhaussen	7/28/2023 10:43 AM
6	Riverside Park is in need of an overhaul top to bottom, softball fields, playground, etc.	7/28/2023 7:38 AM
7	Reveside park	7/27/2023 11:04 PM
8	Spencer park, there isn't much to do anymore there... Riverside park needs a better softball field and the city should have adult softball leagues.	7/27/2023 10:12 PM
9	The old pavilion at Spencer Park down by the river needs cleaned up & retored	7/27/2023 9:48 PM
10	spencer park, needs a better play ground where the new climbing thing is.	7/27/2023 8:16 PM
11	Riverside, Spencer park	7/27/2023 5:46 PM
12	Riverside	7/27/2023 5:44 PM
13	River side Softball field	7/27/2023 5:15 PM
14	Spencer Park needs addressed.	7/27/2023 3:15 PM
15	General upkeep	7/27/2023 1:30 PM
16	The Spencer Park pavilion	7/27/2023 1:01 PM
17	Spencer Park, bathrooms.	7/27/2023 12:40 PM
18	18th st	7/27/2023 9:11 AM
19	Spencer pavillion	7/26/2023 3:55 PM
20	I personally haven't been to Melbourn Park but I drive by and it looks so warm down and not taken care of.	7/25/2023 11:38 PM
21	Spencer and why did we lose all of our softball fields because I'm disabled and can't walk to watch my kids play at the other fields it was close enough for me to go also at tower park why can't we have a lazy river at the pool more like Kokomo or Lafayette and why is it 5.00 for an adult to go swimming and it's 2.00 for kids	7/25/2023 10:58 PM
22	I know you have plans for Riverside and they look fantastic. I think that'll be great. I always thought a few benches to sit and eat lunch or watch ducks could be a simple addition and not too costly. You could even do that with family "sponsors" in memory of a loved one who loved the river	7/25/2023 10:15 PM
23	Spencer Park, the pavilions.	7/25/2023 8:26 PM
24	Spencer park needs the pavilion repaired. Stop trying to erase history	7/25/2023 10:54 AM
25	The trail needs bathrooms this is a real issue	7/25/2023 8:16 AM
26	If Patriot Park is the park on Jefferson (across from the old Good and Plenty Cafe) it needs graffiti removed from the inside of the slide and parking.	7/24/2023 11:52 PM

## Logansport (IN) Parks and Recreation Master Plan Community Survey

27	Fairview park, bathrooms	7/24/2023 11:20 PM
28	All of them. Honestly, they really look bad. All need mowed and weeds pulled to say the least.	7/24/2023 11:08 PM
29	Spencer park the top play area and the tennis courts need redone the pavilion by the river they so tactfully put a fence around needs repaired and opened back up. Down at river side park the river bends need fixed we're the dam was removed and the water moved in the middle the trash needs picked up and the banks need smoothed out and empty area were the Imu building always standing needs fixed the play ground equipment need repaired. The other local parks need better play ground equipment and the pavilions need fixed at 18th Streeep park and the baseball diamond need fixed and the fence needs repaired.	7/24/2023 10:29 PM
30	Riverside and Spencer. Broken/damaged equipment on playground.	7/24/2023 10:27 PM
31	They've been chained off.	7/24/2023 7:51 PM
32	All need more rest areas and the benches, picnic tables and shelters need maintenance	7/24/2023 7:05 PM
33	Most of our parks need better upkeep in general. Riverside playgrounds are uneven and kids fall there easily. This is true if most of our smaller parks too. They all need NO SMOKING signs posted. Parking is an issue at the smaller parks. There are just many updates that are needed.	7/24/2023 5:41 PM
34	Everything needs to be cleaned	7/24/2023 5:02 PM
35	Spencer Park pavilion is not accessible anymore.	7/24/2023 4:55 PM
36	Little Turtle Waterway looks absolutely terrible. I've used the area for photo locations many times in the past but shy away from it now as it is overgrown, has trash everywhere and looks like it's been abandoned. Huston Park is still great. I love that area but wish the park had a playground for older kids with a little more challenging obstacles. My 8 year old gets bored quickly. Riverside needs more parking for sure. It would be amazing to revamp the small golf course there or add a free or low cost splash pad! Something to draw in families. The river accessible parks all need better water access for kayaking, tubing and small boat launch. Spencer park is just plain dangerous because it's so slippery and rocky. Adding pickle ball courts to multiple parks would be an amazing idea as well since it's popularity is growing rapidly!	7/24/2023 4:48 PM
37	Spencer	7/24/2023 3:18 PM
38	Well Houston park is huge . It needs an outdoor amphitheater that's all	7/24/2023 2:03 PM
39	Riverside needs improvements to the kids play equipment. The mulch is always very sparse and muddy after a rain.	7/24/2023 1:51 PM
40	Riverside, needs smoother roads for walking and more parking for events. Also more frontage for fishing and nature walks. Spencer Park, playground equipment on the north end, the spiderweb is not being used. Smoother walking surface. Restore the pavilion.	7/24/2023 1:22 PM
41	Tower Park-baseball field & playground!	7/24/2023 11:08 AM
42	Spencer Park drive has several bad patches of asphalt for anything with wheels or an elderly walker. Sidewalk at north end is much too narrow when meeting other park users. Also, that whatever it's called at the north end rarely has any activity and looks like it was a waste of money. Huston Park could stand another foot of undergrowth setback on each side of the trail.	7/24/2023 11:01 AM
43	Riverside	7/24/2023 10:30 AM
44	All of them need minor things	7/24/2023 10:18 AM
45	Muelhausen Park - needs bathroom added, not just for pool users	7/24/2023 10:10 AM
46	Spencer Park Shelter	7/24/2023 9:34 AM
47	Spencer park needs updates. The little kids play set is over 20 years old. My father in law was on the parks dept when that was built. Also, I live by the park and that new rope climbing thing does not get used very often at all. Seems like it was a wasted investment.	7/24/2023 9:28 AM
48	Riverside needs periodic spring/summer maintenance of weeds, flower beds. Keep growth along river trimmed so that river is showcased and visible.	7/24/2023 9:15 AM

Logansport (IN) Parks and Recreation Master Plan Community Survey

49	Spencer	7/24/2023 9:10 AM
50	Riverside Park needs updated. Skate park for kids. Ballpark needs updated.	7/24/2023 8:58 AM
51	Riverside Park	7/23/2023 10:20 PM
52	Aim needs some updates with electricity ran so they can host softball tournaments and bring revenue into the city from these events. Riverside isn't the nicest neighborhood and could be cleaned up to improve the area and attract more business.	7/23/2023 7:55 PM
53	Maulhausen park needs bathrooms especially when the pool is closed and theirs several little kids that visit the splash pad	7/23/2023 7:44 PM
54	Riverside	7/23/2023 3:05 PM
55	Spencer park. Boat ramp needs an upgrade. Restrooms need to be cleaned more often. Sometimes they are really gross	7/23/2023 9:16 AM
56	Larger Driving Range able to hit all clubs in the bag and practice area at Dykeman Park Golf Course	7/23/2023 8:37 AM
57	Riverside Parks' giant rock parking lot, Bathrooms, softball field, and concessions all look like they could use some maintenance	7/22/2023 6:42 PM
58	All of them. More fun things for kids and family to use	7/22/2023 6:02 PM
59	bathrooms at fairview and riverside are out house like	7/22/2023 5:10 PM
60	Rentals need to be cheaper. Peru Park shelters are way cheaper.	7/22/2023 3:34 PM
61	Little turtle trail. Needs brush trimmed. Over taking trail.	7/22/2023 2:14 PM
62	Riverside	7/22/2023 11:07 AM
63	Take a picture of the lower pavilion at Spencer Park, and just replace it with something similar.	7/22/2023 9:43 AM
64	Spencer	7/22/2023 9:06 AM
65	Riverside	7/22/2023 8:41 AM
66	Riverside - No parking; Spencer - Fix the pavilion	7/22/2023 8:02 AM
67	Riverside softball diamond. The out field is going to hurt someone with all the uneven glass and mile holes and the trash.	7/22/2023 7:00 AM
68	Riverside - restrooms Spencer - restrooms	7/22/2023 5:40 AM
69	Riverside cleaner restrooms /needed soap	7/22/2023 1:12 AM
70	Riverside Park needs better parking for big events. Parvenu lot at 9th and Race and connect it to park via trail in conjunction with new event center	7/22/2023 12:43 AM
71	Spencer Park lower pavilion	7/21/2023 11:28 PM
72	Soccer/futsal courts	7/21/2023 10:34 PM
73	Spencer park pavillion	7/21/2023 10:29 PM
74	Spencer Park - lower Pavilion	7/21/2023 9:57 PM
75	Grass/weed upkeep	7/21/2023 9:55 PM
76	Bishop baseball field/football field run down. Melbourne Park lots of broken items	7/21/2023 6:38 PM
77	Riverside is great but there's always room for improvement	7/21/2023 6:29 PM
78	Spencer park, muelhausen park	7/21/2023 5:59 PM
79	spencer park not to be gated off in the fall/winter. so people can use it. put your floats elsewhere. Dunwoody needs better seating by the river to view and the weeds cut back on the hill. Riverside looks like a dump when the code enforcement doesn't have people clean up their back yards. The west end of riverside needs grass while the 3 year planning of an event center happens. ugly park!	7/21/2023 5:22 PM

## Logansport (IN) Parks and Recreation Master Plan Community Survey

80	Riverside and Spencer and front street park	7/21/2023 5:05 PM
81	My car locked car was broken into at Huston Park, so I would like to see more security cameras and even police presence	7/21/2023 4:59 PM
82	Spencer Park lower pavilion	7/21/2023 4:39 PM
83	All of them	7/21/2023 4:29 PM
84	Tendency for graffiti to not be addressed in timely fashion	7/21/2023 4:14 PM
85	Spencer Park pavilion maintenance and repair.	7/21/2023 2:52 PM
86	Spencer park needs the pavilion fixed. The public pool needs changing stalls for families, instead of trying to change in a bathroom stall with a small child.	7/21/2023 1:19 PM
87	more parking on the 18th St end of Little Turtle Waterway trail would be great! More public access sites on the Wabash and Eel rivers would also be appreciated.	7/21/2023 1:17 PM
88	Spencer and Riverdale parks	7/21/2023 12:09 PM
89	It's a work in progress but the part of riverside park (opposite of the baseball field) could use improvement. It looks like a dry wasteland and in the summer there's very little shade	7/21/2023 12:07 PM
90	Trails behind humane society are almost always full of trash from possible teens and parties	7/21/2023 12:05 PM
91	Pavillions need to be much closer to playground. Need more benches & tables around. Hard to let 1 child play and take care of another. You can't get to child playing if hurt, have to leave other child far away.	7/21/2023 11:35 AM
92	Fairview, pavilion & benches NEED to be closer to playground. Pavilion could be much larger. Many more benches & tables at Riverside & Muelhausen	7/21/2023 11:29 AM
93	Save and preserve The Spencer Park Lower Pavilion. It's an integral part of our local historic fabric.	7/21/2023 11:13 AM
94	In general more landscaping and grass needs improved. Flowers and lawn treatment	7/21/2023 10:44 AM
95	Riverside Park. You need to clean up the river banks,so people,can actually see the river.	7/21/2023 10:35 AM
96	Softball field at riverside could use some help.	7/21/2023 10:20 AM
97	The playground equipment next to the splash pad could be updated. And the bleachers should not be up against the fence. Last Monday a little one (no older than 2 years old) climbed the bleachers then the fence before her brother came and got her (no older than 7) seems like an unnecessary liability.	7/21/2023 9:54 AM
98	Not sure why the fun playground was removed from Spencer Park and that web thingy was put in.	7/21/2023 9:20 AM
99	Spencer - more fitness and family friendly options. Big kids only have new climbing feature.	7/21/2023 8:54 AM
100	Bishop. Fix up the basketball court and the baseball field please.	7/21/2023 8:53 AM
101	Spencer park. Old pavilion by the river needs removed and replaced or repaired.	7/21/2023 8:48 AM
102	Spencer park needs updated pavilions.	7/21/2023 7:25 AM
103	Riverside fitness court needs power washed. Someone egged the courts weeks ago and egg residue is still all over. More pickleball courts are needed. They wouldn't have to be at Riverside but there were over thirty people playing Wednesday morning.	7/21/2023 7:03 AM
104	Riverside Park they needs to have a community swimming pool	7/21/2023 7:00 AM
105	Spencer Park - update the tennis courts. Change them to pickle ball courts. Update the horseshoe area. Start trimming the areas that cannot be mowed. Pull the weeds in the flower beds.	7/21/2023 6:50 AM
106	Spencer	7/21/2023 6:48 AM
107	All parks need equipment for disabled children. All parks need maintained bathrooms.	7/21/2023 6:44 AM
108	River Side Park ; dog box needs cleaned more than once a month.. Broken Tree limbs need to	7/21/2023 5:33 AM



## Logansport (IN) Parks and Recreation Master Plan Community Survey

be cut down need to buy some weed whackers and use them around trees, curbing next to buildings Muehlhausen park no dog park

109	Spencer- needs repairs or updated playground equipment	7/21/2023 3:07 AM
110	Mowing and upkeep at all parks is needed. Spencer park pavilion needs obvious attention. Also, it is so overgrown down there that you can hardly see the river.	7/21/2023 2:39 AM
111	Tower Park needs mowed and weeded better and the softball field updated or removed	7/21/2023 2:21 AM
112	Spencer, the Pavillion needs FIXED. Please don't tear it down. Riverside, a concession stand that's open all summer long.	7/21/2023 1:53 AM
113	Riverside	7/21/2023 1:24 AM
114	Spencer, musselman/tower, Melbourne.	7/21/2023 12:50 AM
115	The Spencer Park Historic pavilion needs to be replaced! The Farmers Market needs to remain at SE corner of 4th & Market Streets!	7/21/2023 12:12 AM
116	Fairview	7/21/2023 12:03 AM
117	Spencer Park : lower pavilion restoration, north playground rebuilt, tennis court returned, return of skating / ice skating rink.	7/21/2023 12:03 AM
118	Just more things to do.	7/20/2023 11:40 PM
119	Riverside, parking Spencer, preserve lower pavillion	7/20/2023 11:23 PM
120	Purple/Front street park is in a poor state. It's always got trash and has a very run down appearance.	7/20/2023 11:02 PM
121	Riverside - fencing, softball usage? Should it be repurposed? Old basketball court. Lawn care could be improved at all parks. Cart paths at the golf course are in bad shape as is the road leading to the park area at the back of the golf course. Donor sign hasn't been replaced at Huston Park and some of the trail will need to be resurfaced in the future - I question whether the parks department will have the resources to do so.	7/20/2023 11:02 PM
122	Riverside park had some graffiti	7/20/2023 10:38 PM
123	Spencer park pavilion needs restored Little turtle has homeless people living in it.	7/20/2023 10:37 PM
124	Riverside	7/20/2023 10:35 PM
125	MAC....toilets were disgusting and all of them were out of toilet paper when I was there today. The changing rooms could really use some updates.	7/20/2023 10:31 PM
126	Riverside park baseball field. Is it ever going to be used? If not then tear it out and put something there the community can benefit from.	7/20/2023 10:30 PM
127	Spencer Park needs the pavilion taken care of. Whether that be a new one or the old being repaired. Riverside park needs the softball fields redone. This area use to be a very busy area several days a week due to the large softball following. Now because it's so downgraded only 9 teams play.	7/20/2023 10:23 PM
128	Most all	7/20/2023 10:22 PM
129	Outdoor activities for the families to gather	7/20/2023 10:15 PM
130	They need working drinking fountains	7/20/2023 10:09 PM
131	Spencer park- tennis court or pickle ball court	7/20/2023 10:06 PM
132	Huston	7/20/2023 10:06 PM
133	Pickleball courts all I've please	7/20/2023 9:57 PM
134	The shelter at Spencer. Please preserve/restore it. Need restrooms at Little Turtle.	7/20/2023 9:56 PM
135	Overall	7/20/2023 9:32 PM
136	Spencer lower pravilion	7/20/2023 9:16 PM

## Logansport (IN) Parks and Recreation Master Plan Community Survey

137	Muelhousen pool would be nice with more than just one water slide	7/20/2023 9:10 PM
138	I believe that both Spencer & Riverside parks would greatly benefit from an improved area for getting in and out of the river with kayaks and tubes. An area for washing off your feet would be a huge plus, too!	7/20/2023 9:05 PM
139	All the parks in Logansport can use some sort of improvements.	7/20/2023 8:56 PM
140	All parks	7/20/2023 8:56 PM
141	Pavilion at Spencer needs repaired	7/20/2023 8:54 PM
142	Muhlousen , kids park is same it was when I was playing there 20 plus years ago.. basketball courts need redone..	7/20/2023 8:50 PM
143	Spencer Park pavilion needs restored.	7/20/2023 8:44 PM
144	Riverside needs more Pickleball courts (shade would be nice too. Would love Boucce courts too The Pavillion at Spenser Park must be saved!	7/20/2023 8:39 PM
145	Spencer -aging structure near the river. I think you are already addressing it.	7/20/2023 8:37 PM
146	Spencer Pavillion	7/20/2023 8:31 PM
147	Huston Park - More trash bins needed	7/20/2023 8:27 PM
148	Riverside there needs to be a working water fountain for the kids	7/20/2023 8:26 PM
149	Cleaner restrooms/ Riverside Updated playground equipment/all parks Overall maintenance of parks/ mowing , weeds, clean-up	7/20/2023 8:23 PM
150	Spencer park	7/20/2023 8:05 PM
151	Fairview needs to go back to the park the way that it used to be when I was a kid because the playground that's there today isn't any fun for kids	7/20/2023 8:02 PM
152	Dykeman and Spencer	7/20/2023 7:59 PM
153	Parks need better maintenance	7/20/2023 7:55 PM
154	wherever there is a picnic table on the trail. if you have a picnic table there should be a trash can otherwise people throw their trash in the grass.	7/20/2023 7:48 PM
155	Need more picnic tables at Riverside Park.	7/20/2023 7:44 PM
156	Bath house at pool plumbing and toilets need replaced.	7/20/2023 7:44 PM
157	Riverside	7/20/2023 7:34 PM
158	Riverside or spencer park could use a nice spot to get out of tubes or kayaks. Spencer park pavilion fixed up would be amazing to keep the history there. I do love the idea of more seating around the park and a music spot at riverside park. Too bad we couldn't put in a lazy river water area somewhere too	7/20/2023 7:32 PM
159	Little Turtle Trail needs brush cut back and regular mowing along edges. Also tree roots have caused severe bumps in some spots.	7/20/2023 7:24 PM
160	Riverside park- bathrooms Muelhaseum park- bathrooms	7/20/2023 7:18 PM
161	Riverside Spencer Dykeman Golf	7/20/2023 7:17 PM
162	Riverside	7/20/2023 7:13 PM
163	There needs to be more for little kids to do! The equipment we have at every park is junk and aimed towards older kids. We need things for toddlers! Something with a fenced in area like Kokomo has so parents can let the children run around and have fun and not have to worry about them running off because it's enclosed! You took away the pool for the little kids and put in a trash splash pad with CEMENT as the base instead of something soft for KIDS. This town is absolutely ridiculous when it comes time for children yet we wonder why there is so much trouble! Think about the people for once and listen to what we have to say.	7/20/2023 7:07 PM
164	Fairview-updated bathrooms, more stuff for families not just 12 and under. Volleyball courts, racketball. Etc. Spencer- more for young kids (infant/toddler), family stuff, Volleyball, splash	7/20/2023 7:06 PM

## Logansport (IN) Parks and Recreation Master Plan Community Survey

pad, etc. There is a LOT of unused space between the 2 ends. Easier access to the water.  
Bigger splash pad, better stuff that works properly

165	Riverside needs a new play ground	7/20/2023 7:04 PM
166	Riverside Pickleball courts	7/11/2023 9:50 PM
167	Tower park needs restrooms	7/11/2023 3:14 PM
168	Dykeman Park needs expanded practice facilities. Larger Driving Range and putting/practice green	7/10/2023 10:14 PM
169	Dykeman clubhouse and other half of riverside	7/10/2023 8:51 PM
170	Patriot park Everything	7/3/2023 9:44 PM
171	dog park	7/3/2023 1:12 PM
172	Huston park has not been updated in years. It is in a low income area. New fencing for the basketball court, New basket ball hoops, perhaps adding new equipment for smaller children	6/29/2023 9:37 PM
173	spencer pavillion...dykeman clubhouse	6/29/2023 9:27 AM
174	4-H fields needs lighting and scoreboards. Muelhausen Aquatic- please put the steps back in front of the bldg where they use to be Fairview- remove the fence from around Crain field. It's so uninviting. Riverside needs better parking area Huston Park- maybe add more to playground and improving the grounds Spencer Park no longer gets people because you stopped cars from being able to enter on the south side of the park.	6/28/2023 5:14 PM
175	The Spencer Park Pavillion is in need of repairs and preservation. I would also like to see the building in Spencer Park rented or used. There used to be a sweet shop in there that sold ice cream and candy.	6/28/2023 5:08 PM
176	Spencer	6/28/2023 4:37 PM
177	Spencer Park please rebuild the pavilion.	6/28/2023 3:47 PM
178	Riverside Park- all new equipment - no dumb climbing things Kids need playgrounds Spencer Park- the climbing thing was a horrible idea. It's not fun, or safe for children. Needs replaced with another playground Also needs more trash cans Huston Park- needs police supervision for illegals immigrants and children was there and watched a fight break out between white and Hispanic kids over racism	6/28/2023 1:43 PM
179	Patriot Park steps to river Dykeman Golf Course cart path and driving range	6/28/2023 12:29 PM
180	Believe that the farmers market should remain at 4th and Market Streets and never be removed! Believe that a couple of pavilions would complete the park area and boost to festival participation throughout the year! Keep it a place for the people of Logansport!	6/28/2023 11:37 AM
181	Spencer park looks unkept and the contraption that replaced the playground is boring.	6/27/2023 11:12 PM
182	Spencer park lower pavilion needs rebuilt to similar historic standard General maintenance of all parks. Would like to see parks mowed and weed eating kept up. Also would like to see more flowering perennial plants and bushes.	6/27/2023 10:51 PM
183	The shelter at Spenser Park	6/27/2023 3:33 PM
184	This is less of a problem now that there are longer daylight hours but the far southeast corner of Spencer Park gets very very dark. There is not adequate lighting in that stretch from the corner up to high street.	6/27/2023 3:08 PM
185	Always room for improvement	6/27/2023 1:07 PM
186	Trail cleanup, weed management control	6/27/2023 11:24 AM
187	Spencer Park pavilion	6/18/2023 9:12 AM
188	A soccer field is needed and swimming pool	6/13/2023 7:06 PM
189	Hurdles/ Track Field	6/13/2023 7:06 PM
190	Spencer Park Picnic Pavilion	6/13/2023 4:25 PM

## Logansport (IN) Parks and Recreation Master Plan Community Survey

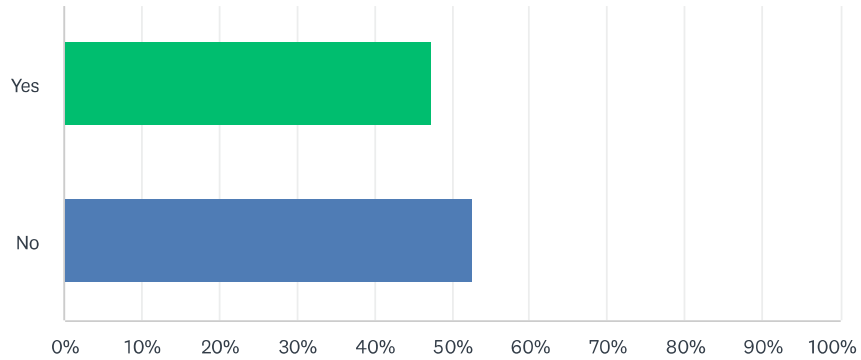
191	<p>To be fair, all of the major parks need to have ADA-friendly lighted walking paths around and throughout the parks, ESPECIALLY Riverside, Spencer and Fairview (Huston is okay given that there is a dedicated sports complex field, but it would be nice to have walking paths cutting through a section to go across to the other side). Secondly, most of Spencer Park's pavilions in the greater part of the park need to be updated and enlarged to hold up to a party of 50, and Fairview could use a couple more. Both parks need to have less greenspace, leveled out terrain, and something centralized to encourage meetups in the middle of the park. As for the smaller ones, Patriot Park needs to have at least one pavilion and a set of bathrooms to encourage more policing by the public to deter vandalism. It would also be nice to add overlook features along the riverside and some fishing decks. Lastly, more trail cameras, ESPECIALLY around the 3rd Street Bridge above the Little Turtle Waterway Trail. The new mural by the high schooler has been vandalized multiple times, the most recent one being rather disturbing.</p>	6/13/2023 1:26 PM
192	<p>There are no parks in the city that have an enclosed area for small children or autistic children. There are many autistic children in our area and the parents/care givers have no place to take them where they can relax and enjoy their time. These children are fast and need space to run and play but still be safe. As an Aunt of an autistic child, I know how stressful it is to take them to the park. With an enclosed area for these children such as Highland Park in Kokomo has would be a great addition to our great city.</p>	6/13/2023 1:19 PM
193	<p>The pavilion at Spencer needs to be SAVED</p>	6/11/2023 8:44 PM
194	<p>Any of them, we really could use some fencing around them. It's hard for us to enjoy any parks without fences. We have a toddler with autism and he is a twin. They are 2. And we also have a 3 year old. As you can imagine, our hands are full! A fence would help to provide safety and security that while we are helping one of our other children down the slide or pushing one on the swing, our autistic child hasn't somehow managed to escape from the park. He runs every chance he gets. We don't want to have to put him in a stroller any park trip. He deserves to enjoy it too. Thank you all so much!</p>	6/10/2023 8:55 AM
195	<p>Need bathrooms at tower park</p>	6/9/2023 3:08 AM
196	<p>Spencer park, water fountain is missing the panels exposing wiring</p>	6/8/2023 11:28 PM
197	<p>Riverside or Spencer Park: PLEASE ADD A PLACE OUR DOGS CAN PLAY SAFELY WITHOUT A LEASH. AKA fenced in dog park. ALSO the fence for the baseball/softball field at Riverside has fence curling up and it's easy for dogs to escape when using the ballpark. Please fix it.</p>	6/7/2023 10:07 PM
198	<p>Replace the lower pavillion at Spencer Park. Bathrooms are also needed down there. But please do NOT remove the stone house.</p>	6/7/2023 8:45 PM
199	<p>Muehlhausen pool: I believe that the bathrooms/showers need redone at the city pool. It is evident that plumbing has been, or is still an issue.</p>	6/7/2023 2:29 PM
200	<p>Muehlhausen Aquatic Center: the floors and bathrooms are in need of repair. it is clear that staff tried to paint the floors, but that doesn't fix the numerous leaks, cracks, and other fixtures that don't work properly. I do not think it is a lack of staff effort—the guards and managers are always friendly and quick to help. One of them even explained that they spent several hours trying to clean and get ready for the first day so that every patron felt comfortable and safe. I only think that the issue at hand is a need for a total floor and bathroom/shower area remodel.</p>	6/7/2023 2:14 PM
201	<p>Spencer</p>	6/7/2023 1:43 PM
202	<p>Dykeman golf. Clubhouse and cart paths</p>	6/7/2023 12:07 PM
203	<p>Cart paths at the golf course</p>	6/7/2023 11:41 AM
204	<p>Dykeman golf course needs better sand bunkers</p>	6/7/2023 10:20 AM
205	<p>Riverside park needs softball fields improved or removed</p>	6/7/2023 9:41 AM
206	<p>Spencer park</p>	6/7/2023 7:16 AM
207	<p>They really all need improvement. They have been the same since I was little and I'm 26</p>	6/7/2023 12:05 AM
208	<p>all off them</p>	6/6/2023 11:08 PM
209	<p>Riverside</p>	6/6/2023 10:35 PM

## Logansport (IN) Parks and Recreation Master Plan Community Survey

210	Riverside - a basketball court East off the carousel.	6/6/2023 10:31 PM
211	At Fairview park the basketball surface is in great need of repair	6/6/2023 9:14 PM
212	Spencer park pavilion restoration.	6/6/2023 8:38 PM
213	Dykeman	6/6/2023 8:21 PM
214	Spencer Park pavilion	6/6/2023 8:17 PM
215	Spencer, Riverside	6/6/2023 8:04 PM
216	Riverside - ball field needs major revamp. It looks terrible. Spencer - rentable building is almost unusable.	6/6/2023 8:02 PM
217	Riverside Park needs a refresh. The carousel is the foundation and new enhancements have been added like pickle ball and basketball courts. New to keep improving things and then move on to the ne t park needing TLC	6/6/2023 7:50 PM
218	Bishop park and riverside park equipment have a lot of grafett	6/6/2023 7:28 PM
219	Riverside Park, Fairview Park, Huston Park, Spencer Park	6/6/2023 7:09 PM
220	Spencer - new pavilion on the river; Riverside - additional pavilions for picnics Huston - Pickleball courts	6/6/2023 11:07 AM

### Q4 Has any member of your household participated in any recreation programs/events offered by Logansport Parks and Recreation during the past two years?

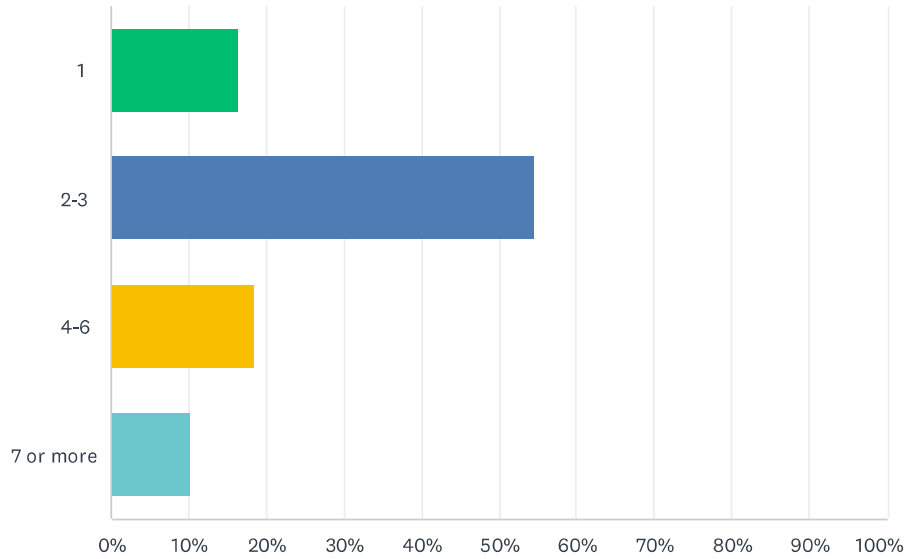
Answered: 418 Skipped: 56



ANSWER CHOICES	RESPONSES	
Yes	47.37%	198
No	52.63%	220
TOTAL		418

### Q5 How many recreation programs/events offered by Logansport Parks and Recreation have you or members of your household participated in during the past two years?

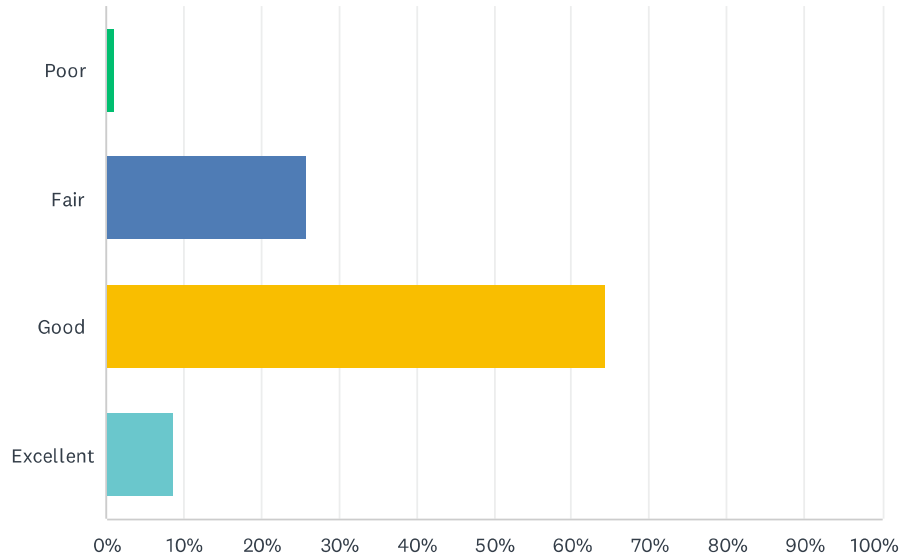
Answered: 194 Skipped: 280



ANSWER CHOICES	RESPONSES	
1	16.49%	32
2-3	54.64%	106
4-6	18.56%	36
7 or more	10.31%	20
TOTAL		194

### Q6 How would you rate the overall quality of recreation programs/events offered by Logansport Parks and Recreation in which your household has participated?

Answered: 194 Skipped: 280



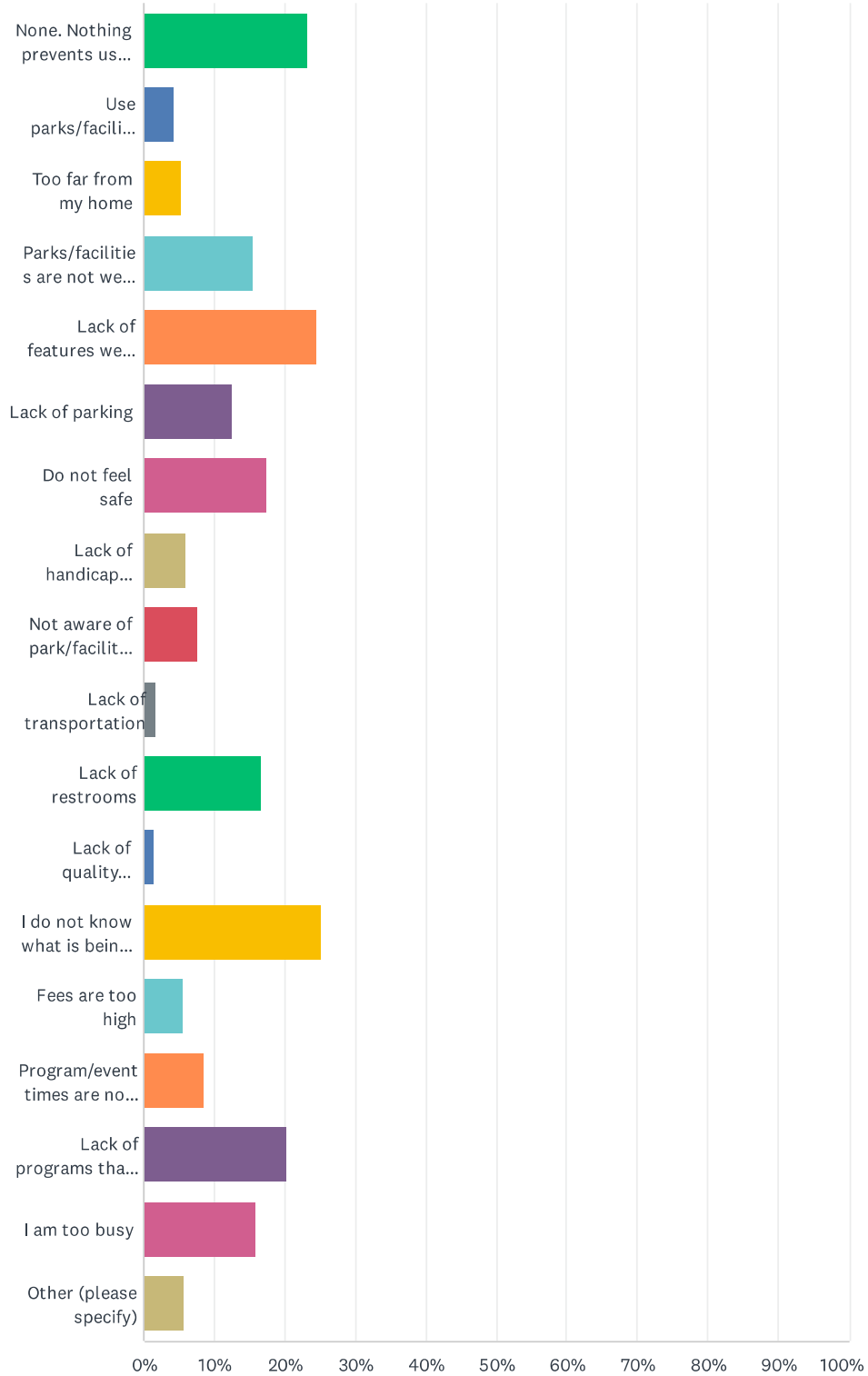
ANSWER CHOICES	RESPONSES	
Poor	1.03%	2
Fair	25.77%	50
Good	64.43%	125
Excellent	8.76%	17
TOTAL		194



Q7 Please select all the following reasons that have prevented you or other members of your household from using Logansport Parks and Recreation parks, facilities, programs, or events more often.

Answered: 396 Skipped: 78

## Logansport (IN) Parks and Recreation Master Plan Community Survey



Logansport (IN) Parks and Recreation Master Plan Community Survey

ANSWER CHOICES	RESPONSES	
None. Nothing prevents us from using or participating	23.23%	92
Use parks/facilities in other cities	4.29%	17
Too far from my home	5.30%	21
Parks/facilities are not well maintained	15.66%	62
Lack of features we want to use	24.49%	97
Lack of parking	12.63%	50
Do not feel safe	17.42%	69
Lack of handicap accessibility	6.06%	24
Not aware of park/facility locations	7.58%	30
Lack of transportation	1.77%	7
Lack of restrooms	16.67%	66
Lack of quality instructors	1.52%	6
I do not know what is being offered	25.25%	100
Fees are too high	5.56%	22
Program/event times are not convenient	8.59%	34
Lack of programs that interest me	20.20%	80
I am too busy	15.91%	63
Other (please specify)	5.81%	23
Total Respondents: 396		

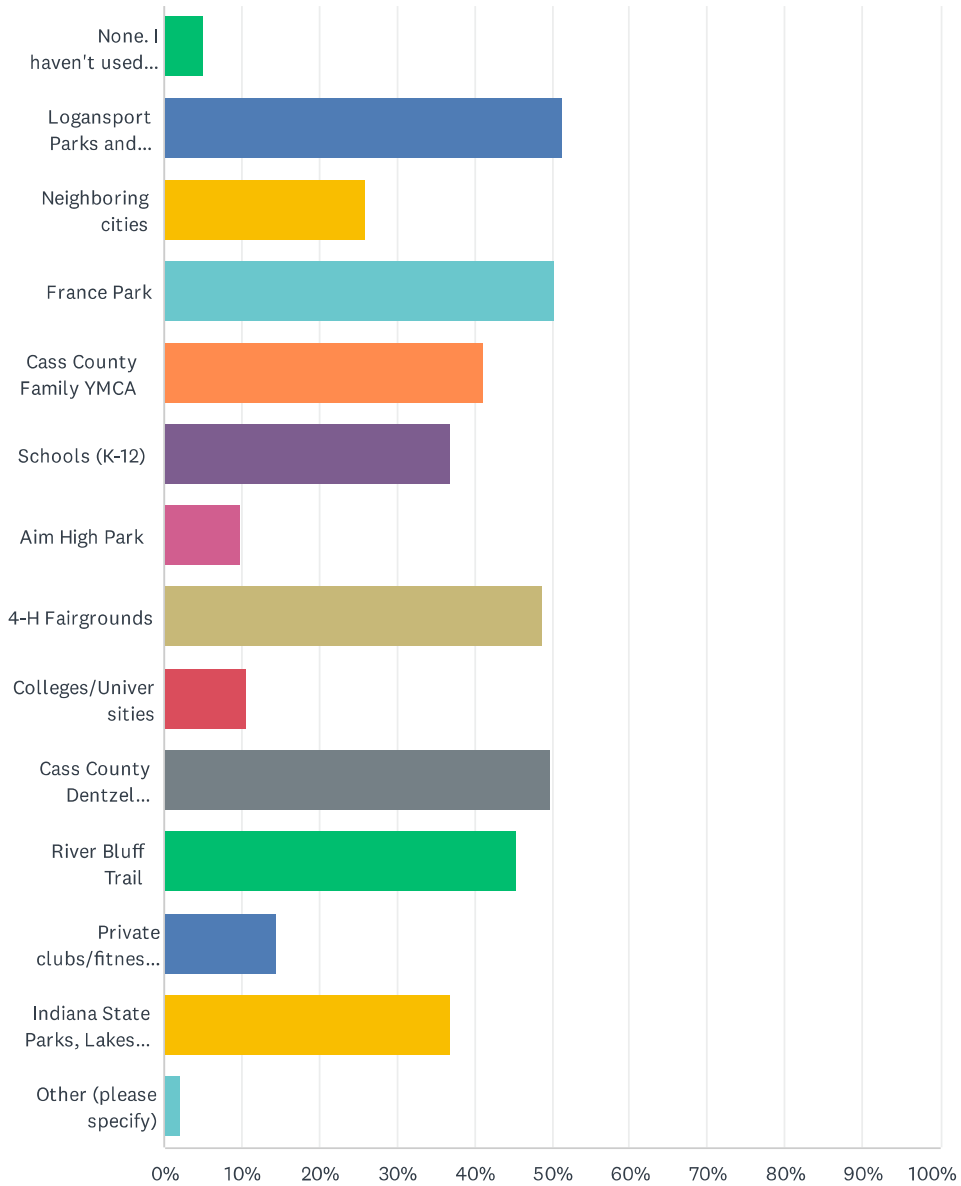
#	OTHER (PLEASE SPECIFY)	DATE
1	Usually working	7/27/2023 12:41 PM
2	More seating under shaded areas	7/27/2023 12:04 PM
3	We need an indoor park for rainy days extrema heat and cold weather so kids can stay active all year round!	7/24/2023 5:28 PM
4	Vending, food, and/or water not available.	7/24/2023 4:58 PM
5	Weather was to hot	7/24/2023 11:00 AM
6	Fix items that make it look better. Visually	7/24/2023 10:19 AM
7	I live out of town but am moving back.	7/24/2023 4:13 AM
8	More pickball courts!	7/22/2023 6:56 PM
9	Non support of veterans	7/22/2023 1:31 AM
10	more programs for home schoolers and/or special needs kids please	7/21/2023 1:19 PM
11	Riverside park is sketchy with the people who hang there	7/21/2023 6:37 AM
12	Lack of accommodations for special needs children. Lack of understanding of what is needed for an autistic child	7/21/2023 12:52 AM
13	Weather	7/20/2023 11:17 PM

## Logansport (IN) Parks and Recreation Master Plan Community Survey

14	our physical ailments prevent use from using the parks	7/20/2023 9:12 PM
15	More pickleball courts!	7/20/2023 8:43 PM
16	Our own lack of physical fitness.	7/20/2023 8:38 PM
17	Trails have homeless people on them on drugs and not safe for kids	7/20/2023 7:59 PM
18	Nothing for toddlers!	7/20/2023 7:08 PM
19	The survey will not allow me to go back. I have participated in community events at the park.	6/28/2023 2:38 PM
20	Illegal immigrants	6/28/2023 1:43 PM
21	Bugs - Bees and Gnats	6/27/2023 3:34 PM
22	My kids are to old for swim lessons or athletic inics	6/8/2023 11:33 PM
23	Too many [REDACTED] people	6/8/2023 2:31 AM

**Q8 From the following list, please select all the organizations you or members of your household have used for recreation and sports activities during the past two years.**

Answered: 387 Skipped: 87



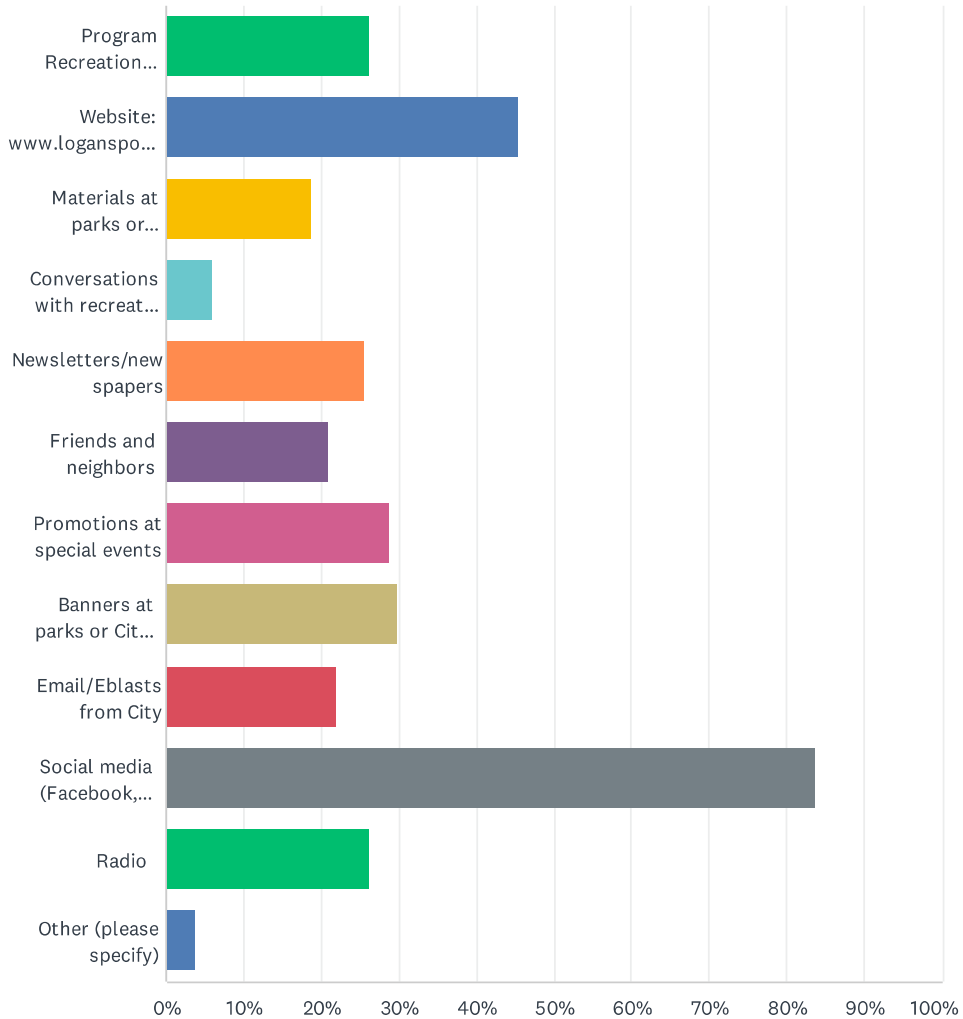
Logansport (IN) Parks and Recreation Master Plan Community Survey

ANSWER CHOICES	RESPONSES	
None. I haven't used any of these organizations during the past two years.	5.17%	20
Logansport Parks and Recreation	51.42%	199
Neighboring cities	26.10%	101
France Park	50.39%	195
Cass County Family YMCA	41.09%	159
Schools (K-12)	36.95%	143
Aim High Park	9.82%	38
4-H Fairgrounds	48.84%	189
Colleges/Universities	10.59%	41
Cass County Dentzel Carousel (At Riverside Park)	49.87%	193
River Bluff Trail	45.48%	176
Private clubs/fitness centers	14.47%	56
Indiana State Parks, Lakes, and/or Reservoirs	36.95%	143
Other (please specify)	2.07%	8
Total Respondents: 387		

#	OTHER (PLEASE SPECIFY)	DATE
1	Lcal church playground	7/24/2023 11:53 PM
2	More pickle ball courts!	7/22/2023 6:56 PM
3	Logansport Golf Club	7/20/2023 11:25 PM
4	Little Turtle Waterway	7/20/2023 7:43 PM
5	Huston Park	7/20/2023 7:38 PM
6	Tennis at Hilton Head SC	6/27/2023 9:39 PM
7	Logansport Soccer Club	6/7/2023 6:20 AM
8	National parks	6/6/2023 8:05 PM

### Q9 From the following list, please select all the ways you would prefer to learn about Logansport Parks and Recreation programs and events.

Answered: 375 Skipped: 99



Logansport (IN) Parks and Recreation Master Plan Community Survey

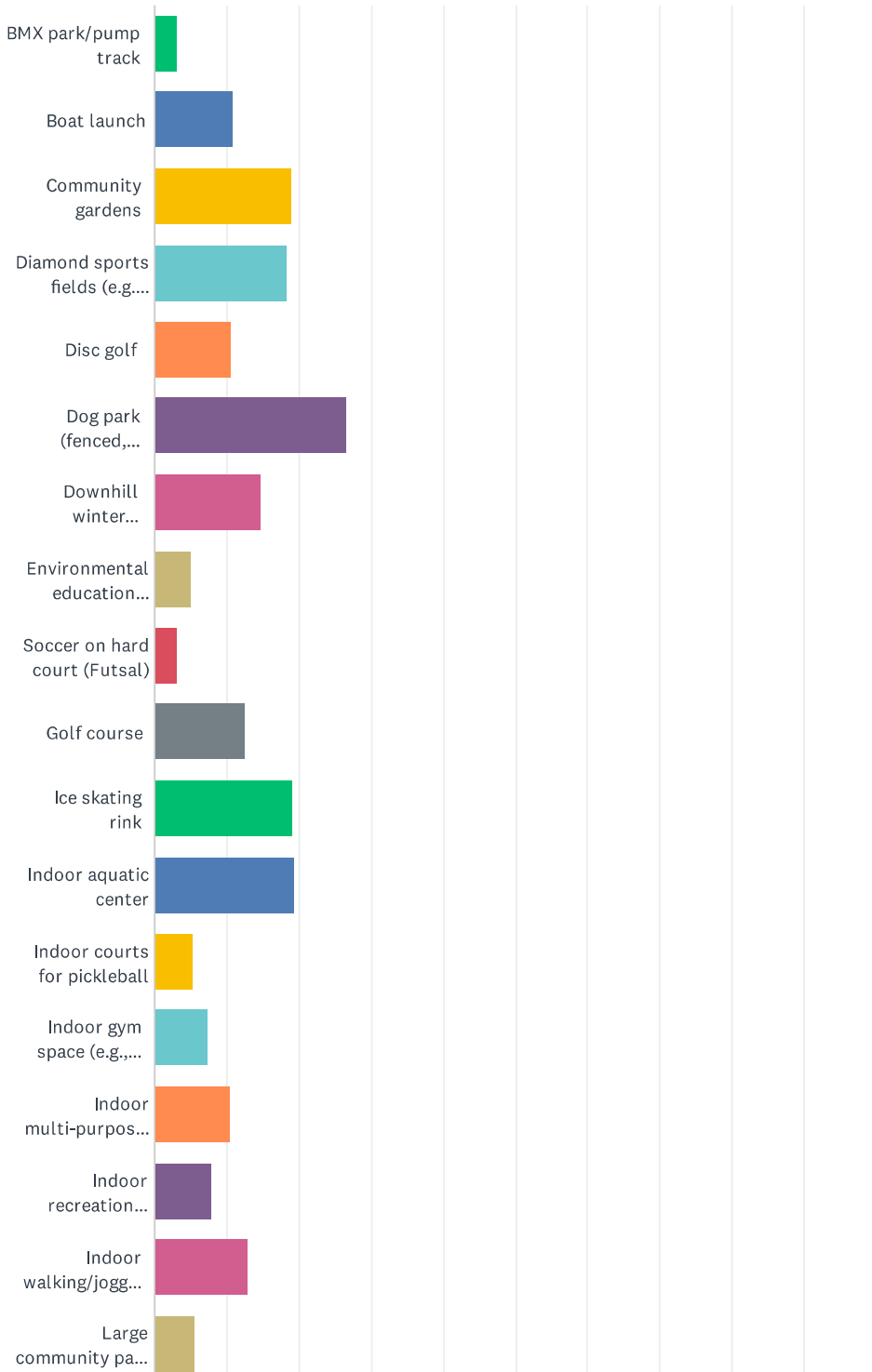
ANSWER CHOICES	RESPONSES	
Program Recreation Guide (local)	26.13%	98
Website: www.logansportparks.com	45.33%	170
Materials at parks or recreation facilities	18.67%	70
Conversations with recreation staff	5.87%	22
Newsletters/newspapers	25.60%	96
Friends and neighbors	20.80%	78
Promotions at special events	28.80%	108
Banners at parks or City facilities	29.87%	112
Email/Eblasts from City	21.87%	82
Social media (Facebook, Instagram, Nexdoor, etc.)	83.73%	314
Radio	26.13%	98
Other (please specify)	3.73%	14
Total Respondents: 375		

#	OTHER (PLEASE SPECIFY)	DATE
1	Mailed flyers	7/27/2023 9:12 AM
2	More pickle ball courts!	7/22/2023 6:56 PM
3	Cass county online	7/21/2023 9:37 PM
4	Lol for events Logansport music scene is a good one and almost 2000 people already use it.	7/21/2023 12:10 PM
5	Schools	7/21/2023 11:05 AM
6	Automated texts	7/21/2023 8:24 AM
7	Facebook	7/21/2023 1:25 AM
8	Flyers/advertisements at local businesses	7/21/2023 1:17 AM
9	All the above	7/20/2023 11:18 PM
10	Cass County Calendar, Cass County Online	7/20/2023 8:29 PM
11	Names of the parks need to have addresses to them when hearing them on the radio	7/20/2023 8:00 PM
12	Never ever seen a recreation staff to talk to	7/20/2023 7:40 PM
13	Improved website	6/27/2023 10:59 PM
14	Ciach	6/27/2023 9:39 PM

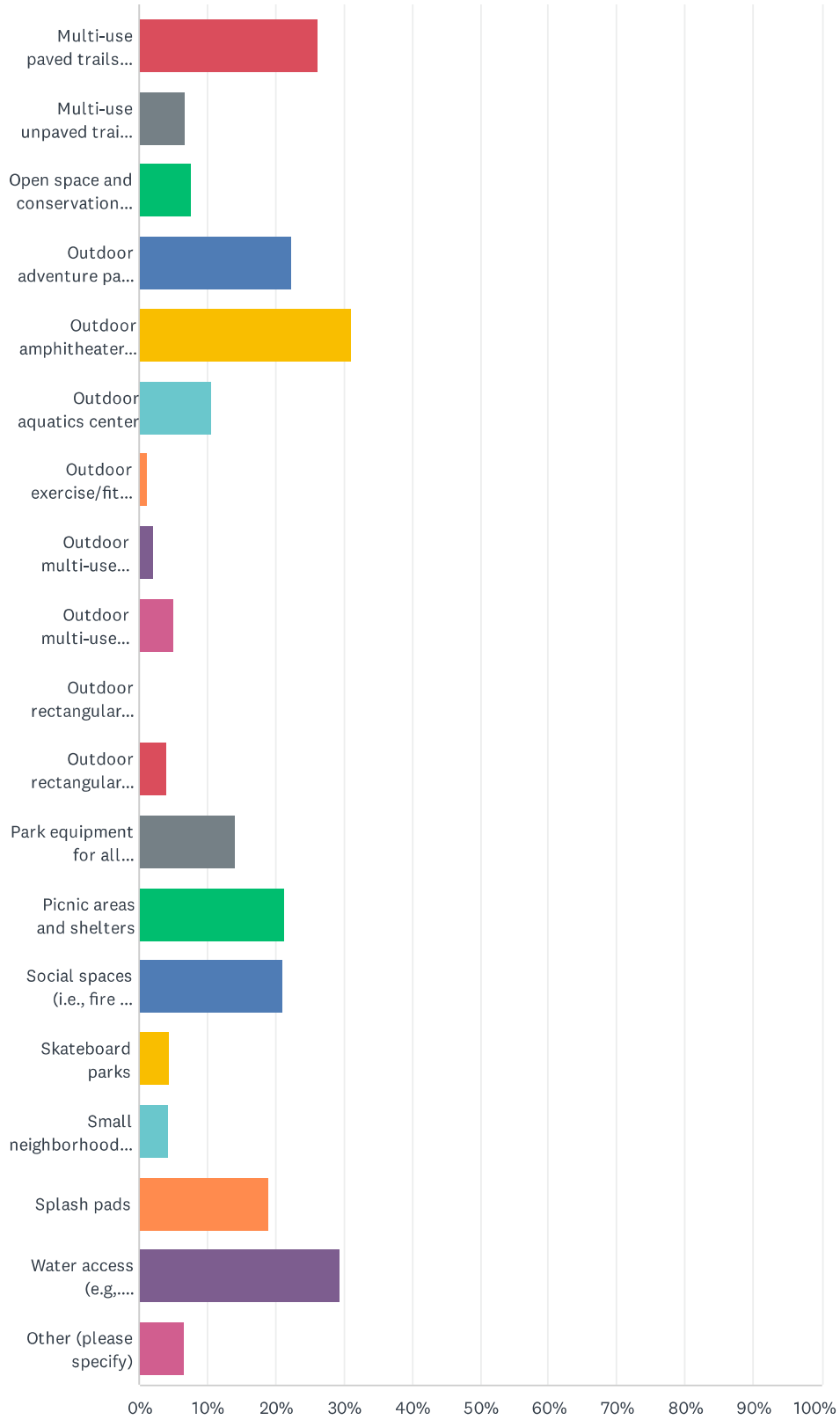


### Q10 What park or facility features are most important to have in Logansport? Please select no more than five choices.

Answered: 376 Skipped: 98



## Logansport (IN) Parks and Recreation Master Plan Community Survey



## Logansport (IN) Parks and Recreation Master Plan Community Survey

ANSWER CHOICES	RESPONSES	
BMX park/pump track	3.19%	12
Boat launch	10.90%	41
Community gardens	18.88%	71
Diamond sports fields (e.g., baseball, softball)	18.35%	69
Disc golf	10.64%	40
Dog park (fenced, off-leash)	26.60%	100
Downhill winter recreation facility	14.63%	55
Environmental education center	5.05%	19
Soccer on hard court (Futsal)	3.19%	12
Golf course	12.50%	47
Ice skating rink	19.15%	72
Indoor aquatic center	19.41%	73
Indoor courts for pickleball	5.32%	20
Indoor gym space (e.g., basketball, volleyball courts)	7.45%	28
Indoor multi-purpose sports fields	10.37%	39
Indoor recreation facility	7.98%	30
Indoor walking/jogging track	13.03%	49
Large community parks (10 acres or larger)	5.59%	21
Multi-use paved trails (for hiking, biking, walking, etc.)	26.33%	99
Multi-use unpaved trails (for hiking, biking, walking, etc.)	6.91%	26
Open space and conservation areas	7.71%	29
Outdoor adventure park (e.g., climbing walls, ropes, swings, ziplines)	22.34%	84
Outdoor amphitheater/outdoor performing arts venue	31.12%	117
Outdoor aquatics center	10.64%	40
Outdoor exercise/fitness equipment	1.33%	5
Outdoor multi-use courts - basketball	2.13%	8
Outdoor multi-use courts - pickleball	5.05%	19
Outdoor rectangular sports fields - football	0.27%	1
Outdoor rectangular sports fields - soccer	3.99%	15
Park equipment for all abilities/all ages	14.10%	53
Picnic areas and shelters	21.28%	80
Social spaces (i.e., fire pit social areas or teenage socializing areas)	21.01%	79
Skateboard parks	4.52%	17

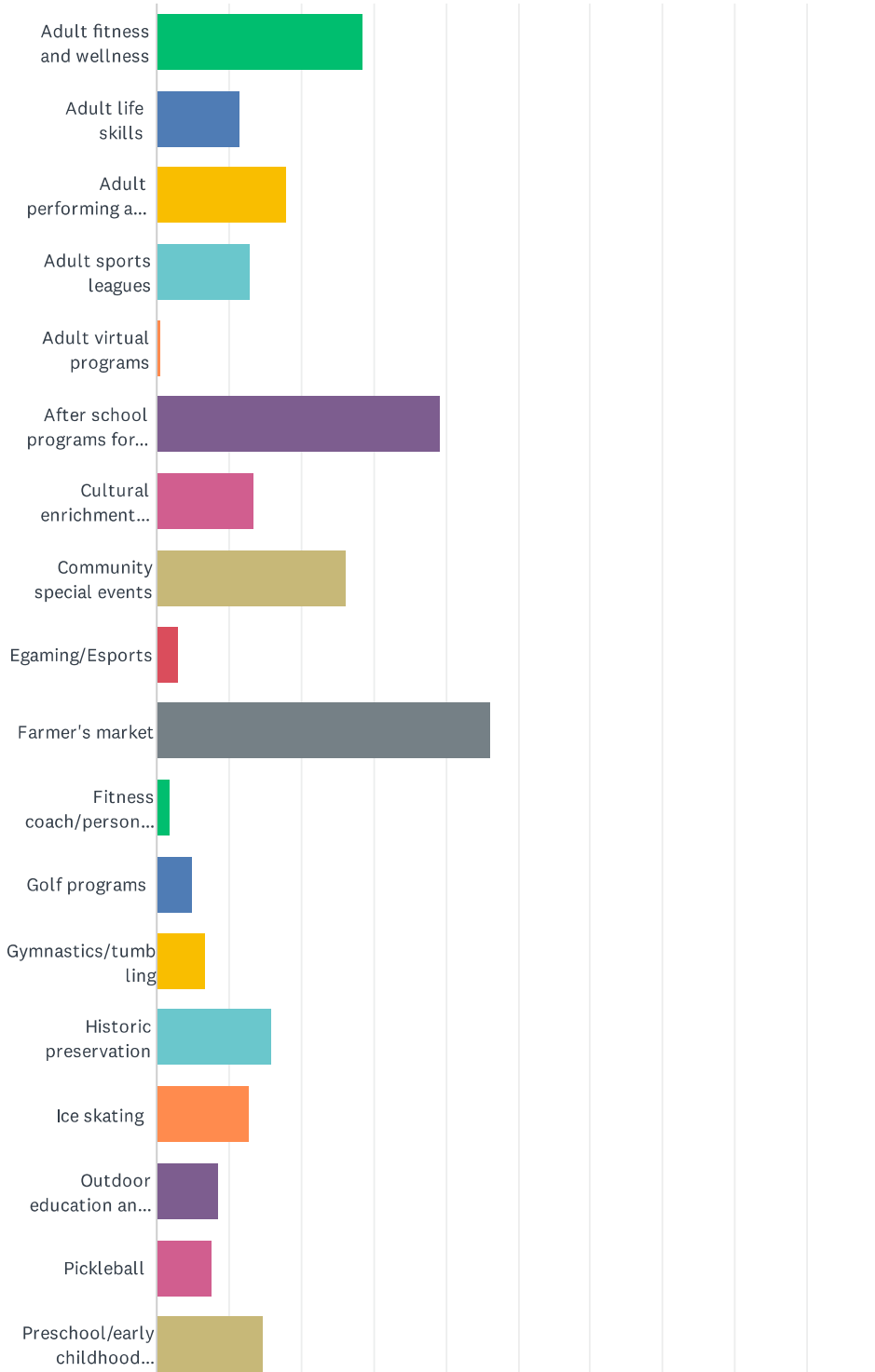
## Logansport (IN) Parks and Recreation Master Plan Community Survey

Small neighborhood parks (3 acres or larger)	4.26%	16
Splash pads	18.88%	71
Water access (e.g., canoeing, kayaking, etc.)	29.52%	111
Other (please specify)	6.65%	25
Total Respondents: 376		

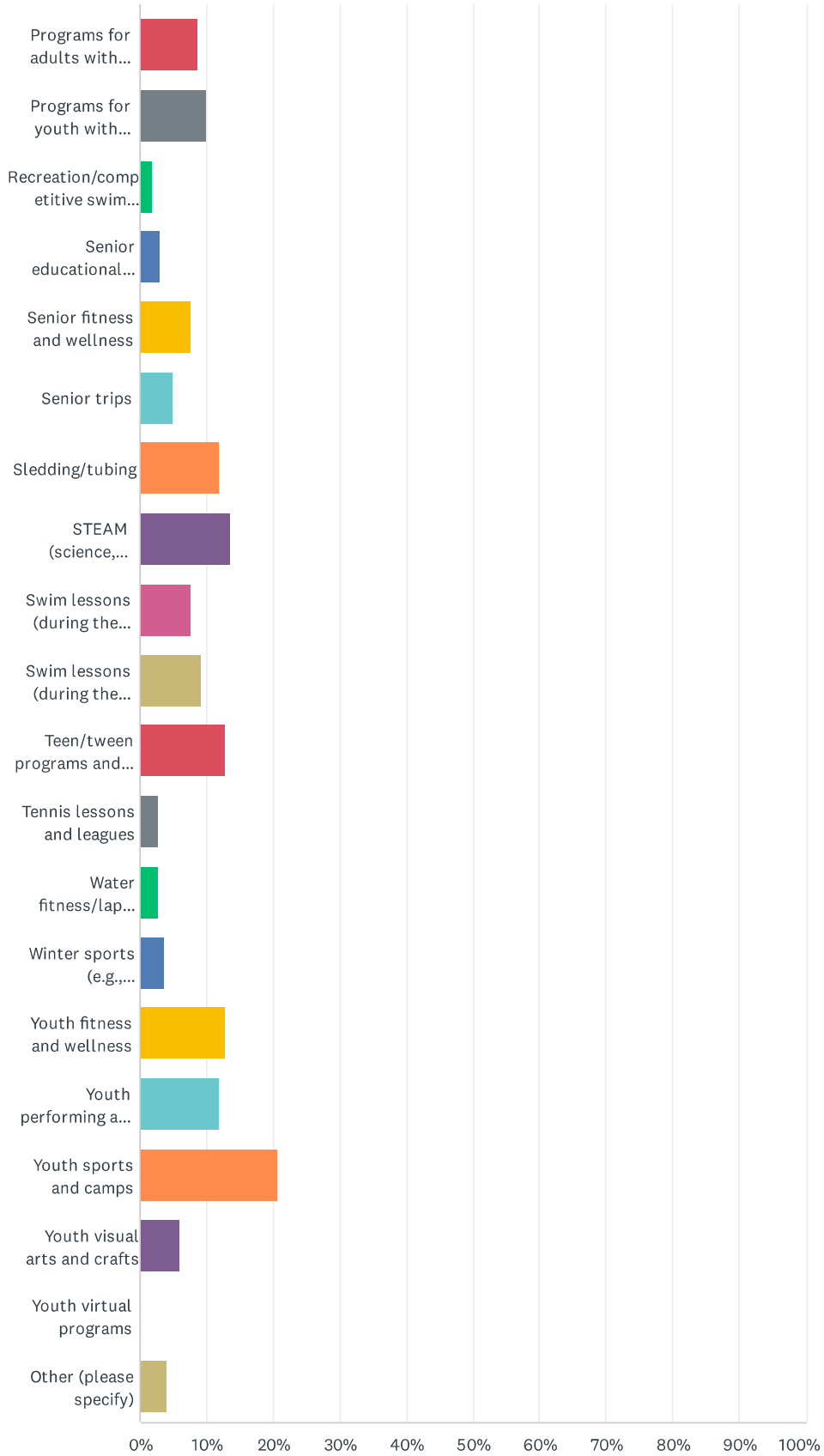
#	OTHER (PLEASE SPECIFY)	DATE
1	Kids basketball hoops	7/27/2023 5:49 PM
2	Handicap trails	7/27/2023 9:13 AM
3	Wheelchair accessible equipment	7/26/2023 8:29 AM
4	You've got too much already. Focus on what you have.	7/24/2023 11:04 AM
5	Sensory and handicapped venues and accessible equipment	7/24/2023 9:13 AM
6	Shady parking	7/22/2023 1:31 AM
7	All of these are amazing	7/21/2023 10:02 PM
8	Splash pads at all parks would be more convenient due to the number of children in the area. Or at least more than one, on different sides of town.	7/21/2023 6:48 AM
9	Natural playground	7/21/2023 1:05 AM
10	Things for children with special needs and their families. Not just wheelchair users but special needs that you can't always just look at a person and see.	7/21/2023 12:57 AM
11	All the above	7/20/2023 11:21 PM
12	I don't feel that the parks are maintained as well as they could be so I am not in favor of adding more to maintain until we can take better care of what we have.	7/20/2023 11:07 PM
13	Permanent Farmers Market	7/20/2023 10:40 PM
14	I would add community gardens as well as indoor aquatics center also but only allowed to pick 5 so I am writing it in as my "other" choice	7/20/2023 10:40 PM
15	Allow crooked creek To Advertise at more events	7/20/2023 9:13 PM
16	Fenced in areas for toddlers and equipment for disabled children. Kokomo parks are amazing!	7/20/2023 7:10 PM
17	rc field	7/3/2023 1:16 PM
18	Outdoor Sand Volleyball Court	6/30/2023 8:37 AM
19	Indoor wallyball court, outdoor sand volleyball courts	6/29/2023 10:28 PM
20	TENNIS	6/27/2023 9:40 PM
21	Outdoor volleyball court	6/8/2023 11:37 PM
22	Sports complex	6/8/2023 2:34 AM
23	Sick of hearing about pickleball which is used by select few	6/7/2023 7:26 AM
24	Farmers Market	6/6/2023 8:41 PM
25	Kayak rentals	6/6/2023 1:44 PM

### Q11 What programs are most important to have in Logansport? Please select no more than five choices.

Answered: 367 Skipped: 107



Logansport (IN) Parks and Recreation Master Plan Community Survey





Logansport (IN) Parks and Recreation Master Plan Community Survey

ANSWER CHOICES	RESPONSES	
Adult fitness and wellness	28.61%	105
Adult life skills	11.44%	42
Adult performing arts (e.g., dance, music, theater)	17.98%	66
Adult sports leagues	13.08%	48
Adult virtual programs	0.54%	2
After school programs for youth	39.24%	144
Cultural enrichment programs/events	13.35%	49
Community special events	26.16%	96
Egaming/Esports	3.00%	11
Farmer's market	46.32%	170
Fitness coach/personal training	1.91%	7
Golf programs	4.90%	18
Gymnastics/tumbling	6.81%	25
Historic preservation	16.08%	59
Ice skating	12.81%	47
Outdoor education and nature camps	8.45%	31
Pickleball	7.63%	28
Preschool/early childhood education programs	14.71%	54
Programs for adults with special needs	8.72%	32
Programs for youth with special needs	10.08%	37
Recreation/competitive swim team	1.91%	7
Senior educational programs	3.00%	11
Senior fitness and wellness	7.63%	28
Senior trips	4.90%	18
Sledding/tubing	11.99%	44
STEAM (science, technology, engineering, arts, and mathematics)/tech classes	13.62%	50
Swim lessons (during the summer)	7.63%	28
Swim lessons (during the fall/winter/spring)	9.26%	34
Teen/tween programs and mentorship	12.81%	47
Tennis lessons and leagues	2.72%	10
Water fitness/lap swimming	2.72%	10
Winter sports (e.g., snowshoeing, x-country skiing)	3.54%	13



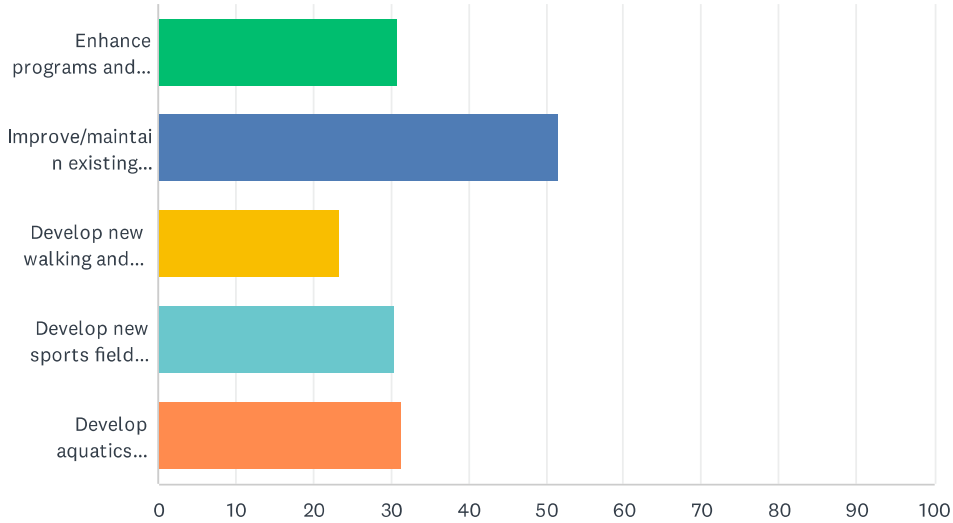
Logansport (IN) Parks and Recreation Master Plan Community Survey

Youth fitness and wellness	12.81%	47
<del>Youth performing arts (e.g, dance, music, theater)</del>	<del>11.99%</del>	<del>44</del>
Youth sports and camps	20.71%	76
Youth visual arts and crafts	5.99%	22
Youth virtual programs	0.27%	1
Other (please specify)	4.09%	15
Total Respondents: 367		

#	OTHER (PLEASE SPECIFY)	DATE
1	All of these are important, hard to narrow down. A well rounded community would have most of this list checked off.	7/28/2023 8:37 AM
2	More music in the parks	7/26/2023 3:59 PM
3	Cooking classes	7/25/2023 11:46 PM
4	Sandlot features throughout City.	7/24/2023 11:13 AM
5	Couldn't you have added another couple of dozen choices? Stop trying to appease everyone. It can't be done.	7/24/2023 11:07 AM
6	Baseball!	7/22/2023 6:58 PM
7	Stuff for teens	7/22/2023 2:53 PM
8	Soccer leagues	7/21/2023 10:39 PM
9	Don't duplicate what is already offered - Logansport isn't big enough.	7/20/2023 11:08 PM
10	Activities for middle age people 40/60	7/20/2023 10:15 PM
11	More splashpads	7/20/2023 9:11 PM
12	Things for toddlers	7/20/2023 7:11 PM
13	Anything that gets kids away from devices that they would enjoy.	6/29/2023 12:07 AM
14	Fishing and hunting	6/28/2023 9:41 PM
15	Need tennis net at Spencer Park and Tower for kids. Kids don't care what court looks like	6/7/2023 7:30 AM

**Q12 If you had an additional \$100, how would you allocate the funds among the parks and recreation categories listed below? Please be sure your total adds up to \$100.**

Answered: 325 Skipped: 149



ANSWER CHOICES	AVERAGE NUMBER	TOTAL NUMBER	RESPONSES
Enhance programs and services	31	5,747	186
Improve/maintain existing parks and recreation facilities	52	13,820	268
Develop new walking and biking trails	24	3,320	141
Develop new sports fields (e.g., softball, soccer, baseball, etc.)	30	4,544	149
Develop aquatics facilities	31	5,069	162
Total Respondents: 325			

#	ENHANCE PROGRAMS AND SERVICES	DATE
1	50	7/30/2023 7:41 AM
2	10	7/29/2023 10:29 PM
3	20	7/29/2023 8:14 PM
4	40	7/28/2023 7:01 PM
5	50	7/27/2023 10:21 PM
6	50	7/27/2023 8:42 PM
7	15	7/27/2023 8:29 PM
8	15	7/27/2023 12:10 PM
9	30	7/27/2023 10:11 AM

Logansport (IN) Parks and Recreation Master Plan Community Survey

10	25	7/27/2023 12:27 AM
11	20	7/26/2023 4:00 PM
12	50	7/26/2023 2:01 PM
13	20	7/25/2023 11:47 PM
14	10	7/25/2023 10:25 PM
15	50	7/25/2023 8:33 PM
16	10	7/25/2023 5:52 AM
17	25	7/25/2023 4:57 AM
18	50	7/24/2023 11:59 PM
19	50	7/24/2023 11:27 PM
20	25	7/24/2023 10:32 PM
21	50	7/24/2023 9:27 PM
22	50	7/24/2023 5:48 PM
23	20	7/24/2023 5:07 PM
24	100	7/24/2023 5:04 PM
25	20	7/24/2023 4:59 PM
26	30	7/24/2023 3:21 PM
27	25	7/24/2023 1:58 PM
28	20	7/24/2023 1:32 PM
29	90	7/24/2023 11:21 AM
30	50	7/24/2023 11:14 AM
31	15	7/24/2023 10:34 AM
32	10	7/24/2023 9:24 AM
33	0	7/24/2023 9:18 AM
34	20	7/24/2023 8:55 AM
35	50	7/24/2023 8:49 AM
36	25	7/23/2023 10:35 PM
37	15	7/23/2023 8:14 PM
38	50	7/23/2023 8:00 PM
39	50	7/23/2023 5:50 PM
40	15	7/22/2023 6:58 PM
41	50	7/22/2023 6:08 PM
42	10	7/22/2023 3:58 PM
43	25	7/22/2023 1:20 PM
44	50	7/22/2023 9:07 AM
45	20	7/22/2023 8:45 AM
46	50	7/22/2023 8:07 AM
47	50	7/22/2023 12:49 AM

Logansport (IN) Parks and Recreation Master Plan Community Survey

48	50	7/21/2023 10:03 PM
49	20	7/21/2023 9:46 PM
50	33	7/21/2023 9:33 PM
51	20	7/21/2023 6:20 PM
52	25	7/21/2023 6:08 PM
53	25	7/21/2023 5:27 PM
54	50	7/21/2023 5:08 PM
55	20	7/21/2023 2:58 PM
56	75	7/21/2023 2:39 PM
57	25	7/21/2023 1:25 PM
58	40	7/21/2023 1:13 PM
59	20	7/21/2023 12:50 PM
60	25	7/21/2023 12:37 PM
61	30	7/21/2023 12:16 PM
62	50	7/21/2023 12:13 PM
63	15	7/21/2023 11:34 AM
64	10	7/21/2023 11:21 AM
65	100	7/21/2023 10:55 AM
66	10	7/21/2023 10:51 AM
67	75	7/21/2023 10:31 AM
68	25	7/21/2023 10:27 AM
69	10	7/21/2023 10:00 AM
70	10	7/21/2023 9:52 AM
71	15	7/21/2023 9:21 AM
72	20	7/21/2023 9:17 AM
73	10	7/21/2023 9:09 AM
74	25	7/21/2023 9:09 AM
75	50	7/21/2023 8:56 AM
76	50	7/21/2023 8:31 AM
77	25	7/21/2023 7:42 AM
78	20	7/21/2023 7:08 AM
79	25	7/21/2023 7:07 AM
80	20	7/21/2023 6:57 AM
81	20	7/21/2023 6:51 AM
82	0	7/21/2023 5:49 AM
83	15	7/21/2023 3:14 AM
84	10	7/21/2023 1:59 AM
85	15	7/21/2023 1:22 AM

Logansport (IN) Parks and Recreation Master Plan Community Survey

86	20	7/21/2023 1:13 AM
87	0	7/21/2023 1:09 AM
88	50	7/21/2023 12:23 AM
89	10	7/21/2023 12:20 AM
90	10	7/21/2023 12:06 AM
91	20	7/20/2023 11:48 PM
92	50	7/20/2023 11:40 PM
93	25	7/20/2023 11:40 PM
94	30	7/20/2023 11:25 PM
95	5	7/20/2023 11:09 PM
96	30	7/20/2023 10:43 PM
97	10	7/20/2023 10:42 PM
98	30	7/20/2023 10:41 PM
99	10	7/20/2023 10:41 PM
100	50	7/20/2023 10:34 PM
101	10	7/20/2023 10:30 PM
102	50	7/20/2023 10:26 PM
103	10	7/20/2023 10:23 PM
104	100	7/20/2023 10:16 PM
105	100	7/20/2023 10:04 PM
106	25	7/20/2023 9:58 PM
107	20	7/20/2023 9:48 PM
108	10	7/20/2023 9:46 PM
109	25	7/20/2023 9:38 PM
110	10	7/20/2023 9:35 PM
111	42	7/20/2023 9:17 PM
112	20	7/20/2023 9:13 PM
113	20	7/20/2023 9:11 PM
114	50	7/20/2023 9:03 PM
115	10	7/20/2023 9:02 PM
116	10	7/20/2023 9:02 PM
117	20	7/20/2023 9:00 PM
118	15	7/20/2023 8:47 PM
119	50	7/20/2023 8:47 PM
120	10	7/20/2023 8:47 PM
121	25	7/20/2023 8:42 PM
122	20	7/20/2023 8:30 PM
123	50	7/20/2023 8:24 PM

## Logansport (IN) Parks and Recreation Master Plan Community Survey

124	1	7/20/2023 8:08 PM
125	100	7/20/2023 8:07 PM
126	0	7/20/2023 8:07 PM
127	25	7/20/2023 8:02 PM
128	10	7/20/2023 7:49 PM
129	1	7/20/2023 7:45 PM
130	100	7/20/2023 7:43 PM
131	25	7/20/2023 7:39 PM
132	50	7/20/2023 7:39 PM
133	50	7/20/2023 7:37 PM
134	35	7/20/2023 7:32 PM
135	50	7/20/2023 7:32 PM
136	20	7/20/2023 7:24 PM
137	0	7/20/2023 7:22 PM
138	20	7/20/2023 7:20 PM
139	100	7/20/2023 7:11 PM
140	10	7/3/2023 9:49 PM
141	50	6/30/2023 9:22 AM
142	20	6/30/2023 9:16 AM
143	25	6/29/2023 11:54 PM
144	40	6/29/2023 10:30 PM
145	25	6/29/2023 12:09 AM
146	100	6/28/2023 10:11 PM
147	25	6/28/2023 5:33 PM
148	10	6/28/2023 4:39 PM
149	20	6/28/2023 4:29 PM
150	30	6/28/2023 3:53 PM
151	10	6/28/2023 12:34 PM
152	50	6/28/2023 11:47 AM
153	25	6/27/2023 11:19 PM
154	10	6/27/2023 4:59 PM
155	10	6/27/2023 4:21 PM
156	50	6/27/2023 3:37 PM
157	100	6/27/2023 2:13 PM
158	20	6/27/2023 2:02 PM
159	15	6/27/2023 11:00 AM
160	10	6/18/2023 9:20 AM
161	25	6/13/2023 8:26 PM

Logansport (IN) Parks and Recreation Master Plan Community Survey

162	20	6/13/2023 4:29 PM
163	15	6/13/2023 1:34 PM
164	100	6/9/2023 12:17 AM
165	25	6/8/2023 11:43 PM
166	100	6/8/2023 6:31 PM
167	0	6/8/2023 2:35 AM
168	20	6/7/2023 11:40 PM
169	50	6/7/2023 9:47 PM
170	25	6/7/2023 2:35 PM
171	30	6/7/2023 2:19 PM
172	10	6/7/2023 11:21 AM
173	20	6/7/2023 10:26 AM
174	0	6/7/2023 9:48 AM
175	50	6/7/2023 8:26 AM
176	25	6/7/2023 7:19 AM
177	50	6/7/2023 12:56 AM
178	20	6/6/2023 10:39 PM
179	5	6/6/2023 9:09 PM
180	10	6/6/2023 8:43 PM
181	20	6/6/2023 8:21 PM
182	15	6/6/2023 8:11 PM
183	15	6/6/2023 8:06 PM
184	15	6/6/2023 7:17 PM
185	100	6/6/2023 1:45 PM
186	30	6/6/2023 11:18 AM
<b>#</b>	<b>IMPROVE/MAINTAIN EXISTING PARKS AND RECREATION FACILITIES</b>	<b>DATE</b>
1	0	7/30/2023 7:41 AM
2	30	7/29/2023 10:29 PM
3	100	7/29/2023 8:14 PM
4	50	7/29/2023 8:14 PM
5	60	7/28/2023 7:01 PM
6	100	7/28/2023 12:08 PM
7	100	7/28/2023 10:45 AM
8	100	7/28/2023 8:37 AM
9	100	7/28/2023 7:42 AM
10	100	7/27/2023 9:56 PM
11	25	7/27/2023 8:42 PM
12	30	7/27/2023 8:29 PM

Logansport (IN) Parks and Recreation Master Plan Community Survey

13	100	7/27/2023 8:24 PM
14	100	7/27/2023 5:50 PM
15	90	7/27/2023 5:47 PM
16	50	7/27/2023 4:36 PM
17	100	7/27/2023 1:08 PM
18	50	7/27/2023 12:43 PM
19	50	7/27/2023 12:10 PM
20	30	7/27/2023 10:11 AM
21	100	7/27/2023 9:14 AM
22	25	7/27/2023 12:27 AM
23	40	7/26/2023 4:00 PM
24	25	7/26/2023 2:01 PM
25	25	7/26/2023 8:32 AM
26	20	7/25/2023 11:47 PM
27	20	7/25/2023 10:25 PM
28	50	7/25/2023 8:33 PM
29	100	7/25/2023 12:41 PM
30	10	7/25/2023 5:52 AM
31	25	7/25/2023 4:57 AM
32	50	7/24/2023 11:59 PM
33	60	7/24/2023 11:16 PM
34	100	7/24/2023 10:33 PM
35	50	7/24/2023 10:32 PM
36	50	7/24/2023 9:27 PM
37	50	7/24/2023 7:09 PM
38	50	7/24/2023 5:48 PM
39	100	7/24/2023 5:45 PM
40	60	7/24/2023 5:07 PM
41	40	7/24/2023 4:59 PM
42	30	7/24/2023 3:21 PM
43	25	7/24/2023 1:58 PM
44	25	7/24/2023 1:32 PM
45	10	7/24/2023 11:21 AM
46	50	7/24/2023 11:14 AM
47	100	7/24/2023 11:07 AM
48	100	7/24/2023 10:36 AM
49	40	7/24/2023 10:34 AM
50	100	7/24/2023 10:24 AM



Logansport (IN) Parks and Recreation Master Plan Community Survey

51	100	7/24/2023 9:43 AM
52	75	7/24/2023 9:24 AM
53	75	7/24/2023 9:18 AM
54	20	7/24/2023 8:55 AM
55	10	7/24/2023 8:49 AM
56	75	7/23/2023 10:35 PM
57	40	7/23/2023 8:14 PM
58	100	7/23/2023 6:47 PM
59	50	7/23/2023 5:50 PM
60	100	7/23/2023 9:23 AM
61	100	7/23/2023 8:42 AM
62	25	7/22/2023 6:58 PM
63	50	7/22/2023 6:48 PM
64	10	7/22/2023 6:08 PM
65	10	7/22/2023 4:00 PM
66	30	7/22/2023 3:58 PM
67	50	7/22/2023 2:20 PM
68	25	7/22/2023 1:20 PM
69	50	7/22/2023 12:47 PM
70	100	7/22/2023 11:55 AM
71	50	7/22/2023 10:40 AM
72	100	7/22/2023 9:51 AM
73	5	7/22/2023 8:45 AM
74	50	7/22/2023 8:07 AM
75	100	7/22/2023 7:05 AM
76	50	7/22/2023 5:46 AM
77	100	7/22/2023 1:35 AM
78	50	7/22/2023 1:16 AM
79	50	7/21/2023 11:32 PM
80	50	7/21/2023 10:03 PM
81	100	7/21/2023 9:50 PM
82	30	7/21/2023 9:46 PM
83	33	7/21/2023 9:33 PM
84	50	7/21/2023 6:46 PM
85	20	7/21/2023 6:20 PM
86	25	7/21/2023 6:08 PM
87	50	7/21/2023 5:55 PM
88	75	7/21/2023 5:27 PM

## Logansport (IN) Parks and Recreation Master Plan Community Survey

89	25	7/21/2023 5:17 PM
90	30	7/21/2023 5:08 PM
91	100	7/21/2023 4:47 PM
92	20	7/21/2023 2:58 PM
93	25	7/21/2023 2:39 PM
94	25	7/21/2023 1:25 PM
95	25	7/21/2023 1:13 PM
96	50	7/21/2023 12:50 PM
97	30	7/21/2023 12:16 PM
98	50	7/21/2023 12:13 PM
99	100	7/21/2023 11:40 AM
100	40	7/21/2023 11:34 AM
101	20	7/21/2023 11:21 AM
102	10	7/21/2023 10:51 AM
103	50	7/21/2023 10:43 AM
104	25	7/21/2023 10:31 AM
105	25	7/21/2023 10:27 AM
106	50	7/21/2023 10:15 AM
107	20	7/21/2023 10:00 AM
108	50	7/21/2023 9:52 AM
109	20	7/21/2023 9:25 AM
110	15	7/21/2023 9:21 AM
111	20	7/21/2023 9:17 AM
112	50	7/21/2023 9:09 AM
113	25	7/21/2023 9:09 AM
114	50	7/21/2023 8:56 AM
115	100	7/21/2023 8:53 AM
116	30	7/21/2023 8:50 AM
117	50	7/21/2023 8:31 AM
118	25	7/21/2023 7:42 AM
119	40	7/21/2023 7:08 AM
120	25	7/21/2023 7:07 AM
121	20	7/21/2023 6:57 AM
122	100	7/21/2023 6:55 AM
123	20	7/21/2023 6:51 AM
124	100	7/21/2023 5:49 AM
125	100	7/21/2023 3:44 AM
126	60	7/21/2023 3:14 AM

Logansport (IN) Parks and Recreation Master Plan Community Survey

127	25	7/21/2023 2:27 AM
128	35	7/21/2023 1:59 AM
129	60	7/21/2023 1:22 AM
130	45	7/21/2023 1:13 AM
131	100	7/21/2023 1:09 AM
132	50	7/21/2023 12:59 AM
133	50	7/21/2023 12:23 AM
134	20	7/21/2023 12:20 AM
135	100	7/21/2023 12:07 AM
136	80	7/21/2023 12:06 AM
137	20	7/20/2023 11:48 PM
138	25	7/20/2023 11:40 PM
139	50	7/20/2023 11:40 PM
140	100	7/20/2023 11:28 PM
141	40	7/20/2023 11:25 PM
142	80	7/20/2023 11:09 PM
143	100	7/20/2023 11:07 PM
144	25	7/20/2023 11:00 PM
145	40	7/20/2023 10:43 PM
146	20	7/20/2023 10:42 PM
147	70	7/20/2023 10:41 PM
148	20	7/20/2023 10:41 PM
149	50	7/20/2023 10:34 PM
150	40	7/20/2023 10:30 PM
151	50	7/20/2023 10:26 PM
152	30	7/20/2023 10:23 PM
153	50	7/20/2023 10:13 PM
154	100	7/20/2023 10:12 PM
155	25	7/20/2023 10:04 PM
156	100	7/20/2023 10:00 PM
157	25	7/20/2023 9:58 PM
158	50	7/20/2023 9:48 PM
159	50	7/20/2023 9:46 PM
160	50	7/20/2023 9:38 PM
161	40	7/20/2023 9:35 PM
162	7	7/20/2023 9:17 PM
163	20	7/20/2023 9:13 PM
164	50	7/20/2023 9:12 PM

## Logansport (IN) Parks and Recreation Master Plan Community Survey

165	30	7/20/2023 9:11 PM
166	50	7/20/2023 9:03 PM
167	40	7/20/2023 9:02 PM
168	50	7/20/2023 9:02 PM
169	30	7/20/2023 9:00 PM
170	40	7/20/2023 8:56 PM
171	100	7/20/2023 8:48 PM
172	100	7/20/2023 8:48 PM
173	20	7/20/2023 8:47 PM
174	50	7/20/2023 8:47 PM
175	80	7/20/2023 8:47 PM
176	25	7/20/2023 8:42 PM
177	50	7/20/2023 8:36 PM
178	100	7/20/2023 8:32 PM
179	10	7/20/2023 8:30 PM
180	100	7/20/2023 8:30 PM
181	30	7/20/2023 8:24 PM
182	50	7/20/2023 8:10 PM
183	96	7/20/2023 8:08 PM
184	0	7/20/2023 8:07 PM
185	25	7/20/2023 8:02 PM
186	75	7/20/2023 7:53 PM
187	40	7/20/2023 7:49 PM
188	1	7/20/2023 7:45 PM
189	25	7/20/2023 7:39 PM
190	50	7/20/2023 7:39 PM
191	50	7/20/2023 7:37 PM
192	35	7/20/2023 7:32 PM
193	25	7/20/2023 7:32 PM
194	50	7/20/2023 7:29 PM
195	50	7/20/2023 7:24 PM
196	60	7/20/2023 7:23 PM
197	0	7/20/2023 7:22 PM
198	20	7/20/2023 7:20 PM
199	75	7/20/2023 7:16 PM
200	30	7/20/2023 7:14 PM
201	50	7/20/2023 7:12 PM
202	100	7/20/2023 7:09 PM

## Logansport (IN) Parks and Recreation Master Plan Community Survey

203	100	7/11/2023 3:17 PM
204	50	7/10/2023 10:20 PM
205	90	7/3/2023 9:49 PM
206	25	6/30/2023 9:22 AM
207	50	6/30/2023 9:16 AM
208	25	6/29/2023 11:54 PM
209	50	6/29/2023 9:44 PM
210	50	6/29/2023 12:09 AM
211	0	6/28/2023 10:11 PM
212	100	6/28/2023 9:42 PM
213	25	6/28/2023 5:33 PM
214	60	6/28/2023 5:12 PM
215	90	6/28/2023 4:39 PM
216	20	6/28/2023 4:29 PM
217	30	6/28/2023 3:53 PM
218	100	6/28/2023 2:56 PM
219	100	6/28/2023 1:46 PM
220	40	6/28/2023 12:34 PM
221	50	6/28/2023 11:47 AM
222	50	6/27/2023 11:19 PM
223	100	6/27/2023 11:03 PM
224	100	6/27/2023 9:41 PM
225	20	6/27/2023 4:59 PM
226	30	6/27/2023 4:21 PM
227	50	6/27/2023 3:37 PM
228	50	6/27/2023 3:12 PM
229	20	6/27/2023 2:02 PM
230	100	6/27/2023 1:15 PM
231	100	6/27/2023 11:30 AM
232	45	6/27/2023 11:00 AM
233	100	6/26/2023 9:50 PM
234	30	6/18/2023 9:20 AM
235	50	6/13/2023 8:26 PM
236	30	6/13/2023 4:29 PM
237	25	6/13/2023 1:34 PM
238	100	6/11/2023 8:51 PM
239	50	6/10/2023 8:59 AM
240	50	6/8/2023 11:43 PM

## Logansport (IN) Parks and Recreation Master Plan Community Survey

241	0	6/8/2023 2:35 AM
242	10	6/7/2023 11:40 PM
243	50	6/7/2023 9:47 PM
244	100	6/7/2023 8:51 PM
245	0	6/7/2023 2:35 PM
246	30	6/7/2023 2:19 PM
247	100	6/7/2023 1:47 PM
248	100	6/7/2023 11:45 AM
249	50	6/7/2023 11:21 AM
250	40	6/7/2023 10:26 AM
251	90	6/7/2023 9:48 AM
252	50	6/7/2023 8:26 AM
253	50	6/7/2023 7:31 AM
254	25	6/7/2023 7:19 AM
255	33	6/7/2023 6:23 AM
256	30	6/7/2023 12:56 AM
257	40	6/6/2023 10:39 PM
258	90	6/6/2023 10:38 PM
259	100	6/6/2023 9:13 PM
260	10	6/6/2023 9:09 PM
261	50	6/6/2023 8:57 PM
262	50	6/6/2023 8:43 PM
263	20	6/6/2023 8:21 PM
264	50	6/6/2023 8:11 PM
265	20	6/6/2023 8:06 PM
266	100	6/6/2023 8:01 PM
267	25	6/6/2023 7:17 PM
268	50	6/6/2023 11:18 AM
<b>#</b>	<b>DEVELOP NEW WALKING AND BIKING TRAILS</b>	<b>DATE</b>
1	0	7/30/2023 7:41 AM
2	10	7/29/2023 10:29 PM
3	10	7/29/2023 8:14 PM
4	0	7/27/2023 8:42 PM
5	20	7/27/2023 8:29 PM
6	50	7/27/2023 12:27 AM
7	20	7/26/2023 4:00 PM
8	25	7/26/2023 2:01 PM
9	50	7/26/2023 2:23 AM

Logansport (IN) Parks and Recreation Master Plan Community Survey

10	20	7/25/2023 11:47 PM
11	40	7/25/2023 10:25 PM
12	40	7/25/2023 5:52 AM
13	40	7/24/2023 11:16 PM
14	10	7/24/2023 7:36 PM
15	20	7/24/2023 5:07 PM
16	10	7/24/2023 4:59 PM
17	20	7/24/2023 3:21 PM
18	20	7/24/2023 1:32 PM
19	20	7/24/2023 10:34 AM
20	25	7/24/2023 9:18 AM
21	30	7/24/2023 8:55 AM
22	10	7/24/2023 8:49 AM
23	10	7/23/2023 8:14 PM
24	5	7/22/2023 6:58 PM
25	50	7/22/2023 6:48 PM
26	10	7/22/2023 6:08 PM
27	10	7/22/2023 4:00 PM
28	50	7/22/2023 2:53 PM
29	50	7/22/2023 2:20 PM
30	50	7/22/2023 12:47 PM
31	50	7/22/2023 10:40 AM
32	5	7/22/2023 8:45 AM
33	50	7/22/2023 12:49 AM
34	5	7/21/2023 6:20 PM
35	0	7/21/2023 5:27 PM
36	10	7/21/2023 5:08 PM
37	20	7/21/2023 2:58 PM
38	25	7/21/2023 12:37 PM
39	10	7/21/2023 12:16 PM
40	0	7/21/2023 11:34 AM
41	50	7/21/2023 11:21 AM
42	10	7/21/2023 10:51 AM
43	50	7/21/2023 10:15 AM
44	10	7/21/2023 10:00 AM
45	10	7/21/2023 9:52 AM
46	50	7/21/2023 9:25 AM
47	10	7/21/2023 9:21 AM

## Logansport (IN) Parks and Recreation Master Plan Community Survey

48	20	7/21/2023 9:17 AM
49	10	7/21/2023 9:09 AM
50	25	7/21/2023 9:09 AM
51	10	7/21/2023 7:08 AM
52	25	7/21/2023 7:07 AM
53	20	7/21/2023 6:57 AM
54	20	7/21/2023 6:51 AM
55	0	7/21/2023 5:49 AM
56	25	7/21/2023 4:46 AM
57	5	7/21/2023 3:14 AM
58	25	7/21/2023 2:27 AM
59	5	7/21/2023 1:59 AM
60	15	7/21/2023 1:22 AM
61	5	7/21/2023 1:13 AM
62	0	7/21/2023 1:09 AM
63	20	7/21/2023 12:20 AM
64	10	7/21/2023 12:06 AM
65	20	7/20/2023 11:48 PM
66	25	7/20/2023 11:40 PM
67	15	7/20/2023 11:09 PM
68	50	7/20/2023 10:42 PM
69	10	7/20/2023 10:23 PM
70	50	7/20/2023 10:13 PM
71	10	7/20/2023 9:48 PM
72	0	7/20/2023 9:38 PM
73	5	7/20/2023 9:17 PM
74	20	7/20/2023 9:13 PM
75	25	7/20/2023 9:12 PM
76	30	7/20/2023 9:02 PM
77	10	7/20/2023 9:02 PM
78	50	7/20/2023 8:47 PM
79	25	7/20/2023 8:42 PM
80	50	7/20/2023 8:36 PM
81	20	7/20/2023 8:30 PM
82	0	7/20/2023 8:24 PM
83	50	7/20/2023 8:24 PM
84	1	7/20/2023 8:08 PM
85	0	7/20/2023 8:07 PM



Logansport (IN) Parks and Recreation Master Plan Community Survey

86	25	7/20/2023 7:53 PM
87	5	7/20/2023 7:49 PM
88	100	7/20/2023 7:47 PM
89	96	7/20/2023 7:45 PM
90	100	7/20/2023 7:43 PM
91	10	7/20/2023 7:39 PM
92	5	7/20/2023 7:32 PM
93	50	7/20/2023 7:29 PM
94	20	7/20/2023 7:24 PM
95	0	7/20/2023 7:22 PM
96	20	7/20/2023 7:20 PM
97	25	7/20/2023 7:16 PM
98	50	7/10/2023 8:54 PM
99	0	7/3/2023 9:49 PM
100	100	6/30/2023 9:23 AM
101	25	6/30/2023 9:22 AM
102	10	6/30/2023 9:16 AM
103	50	6/30/2023 8:39 AM
104	25	6/29/2023 11:54 PM
105	25	6/29/2023 9:44 PM
106	100	6/29/2023 9:30 AM
107	25	6/29/2023 12:09 AM
108	0	6/28/2023 10:11 PM
109	20	6/28/2023 4:29 PM
110	5	6/28/2023 3:53 PM
111	25	6/28/2023 12:34 PM
112	0	6/27/2023 11:19 PM
113	5	6/27/2023 4:59 PM
114	10	6/27/2023 4:21 PM
115	50	6/27/2023 3:12 PM
116	20	6/27/2023 2:02 PM
117	15	6/27/2023 11:00 AM
118	40	6/18/2023 9:20 AM
119	15	6/13/2023 8:26 PM
120	10	6/13/2023 4:29 PM
121	15	6/13/2023 1:34 PM
122	100	6/13/2023 1:31 PM
123	0	6/8/2023 2:35 AM

Logansport (IN) Parks and Recreation Master Plan Community Survey

124	10	6/7/2023 11:40 PM
125	0	6/7/2023 2:35 PM
126	0	6/7/2023 2:19 PM
127	0	6/7/2023 11:21 AM
128	10	6/7/2023 10:26 AM
129	10	6/7/2023 9:48 AM
130	50	6/7/2023 7:31 AM
131	30	6/7/2023 7:19 AM
132	33	6/7/2023 6:23 AM
133	10	6/6/2023 10:38 PM
134	5	6/6/2023 9:09 PM
135	50	6/6/2023 8:57 PM
136	40	6/6/2023 8:43 PM
137	20	6/6/2023 8:21 PM
138	25	6/6/2023 8:11 PM
139	15	6/6/2023 8:06 PM
140	10	6/6/2023 7:17 PM
141	10	6/6/2023 11:18 AM
<b>#</b>	<b>DEVELOP NEW SPORTS FIELDS (E.G., SOFTBALL, SOCCER, BASEBALL, ETC.)</b>	<b>DATE</b>
1	25	7/30/2023 7:41 AM
2	10	7/29/2023 8:14 PM
3	50	7/27/2023 10:21 PM
4	12	7/27/2023 8:42 PM
5	10	7/27/2023 8:29 PM
6	10	7/27/2023 5:47 PM
7	100	7/27/2023 5:18 PM
8	20	7/27/2023 12:10 PM
9	10	7/27/2023 10:11 AM
10	20	7/26/2023 4:00 PM
11	50	7/26/2023 8:32 AM
12	50	7/26/2023 2:23 AM
13	20	7/25/2023 11:47 PM
14	15	7/25/2023 10:25 PM
15	10	7/25/2023 5:52 AM
16	50	7/24/2023 11:27 PM
17	80	7/24/2023 7:36 PM
18	10	7/24/2023 4:59 PM
19	10	7/24/2023 3:21 PM

Logansport (IN) Parks and Recreation Master Plan Community Survey

20	10	7/24/2023 1:32 PM
21	15	7/24/2023 10:34 AM
22	0	7/24/2023 9:18 AM
23	20	7/24/2023 8:55 AM
24	10	7/24/2023 8:49 AM
25	10	7/23/2023 8:14 PM
26	50	7/23/2023 8:00 PM
27	100	7/23/2023 6:17 PM
28	40	7/22/2023 6:58 PM
29	20	7/22/2023 6:08 PM
30	80	7/22/2023 4:00 PM
31	40	7/22/2023 3:58 PM
32	50	7/22/2023 2:53 PM
33	50	7/22/2023 9:07 AM
34	5	7/22/2023 8:45 AM
35	50	7/22/2023 1:16 AM
36	100	7/21/2023 10:39 PM
37	50	7/21/2023 6:20 PM
38	50	7/21/2023 6:08 PM
39	50	7/21/2023 5:55 PM
40	0	7/21/2023 5:27 PM
41	5	7/21/2023 5:08 PM
42	20	7/21/2023 2:58 PM
43	25	7/21/2023 1:25 PM
44	30	7/21/2023 12:50 PM
45	10	7/21/2023 12:16 PM
46	30	7/21/2023 11:34 AM
47	10	7/21/2023 11:21 AM
48	60	7/21/2023 10:51 AM
49	25	7/21/2023 10:27 AM
50	10	7/21/2023 10:00 AM
51	10	7/21/2023 9:52 AM
52	20	7/21/2023 9:25 AM
53	50	7/21/2023 9:21 AM
54	20	7/21/2023 9:17 AM
55	5	7/21/2023 9:09 AM
56	40	7/21/2023 8:50 AM
57	25	7/21/2023 7:42 AM

## Logansport (IN) Parks and Recreation Master Plan Community Survey

58	10	7/21/2023 7:08 AM
59	10	7/21/2023 7:07 AM
60	20	7/21/2023 6:57 AM
61	20	7/21/2023 6:51 AM
62	100	7/21/2023 6:48 AM
63	0	7/21/2023 5:49 AM
64	25	7/21/2023 4:46 AM
65	5	7/21/2023 3:14 AM
66	15	7/21/2023 1:59 AM
67	10	7/21/2023 1:22 AM
68	20	7/21/2023 1:13 AM
69	0	7/21/2023 1:09 AM
70	50	7/21/2023 12:20 AM
71	20	7/20/2023 11:48 PM
72	25	7/20/2023 11:40 PM
73	10	7/20/2023 10:42 PM
74	70	7/20/2023 10:41 PM
75	40	7/20/2023 10:23 PM
76	75	7/20/2023 10:04 PM
77	50	7/20/2023 9:58 PM
78	10	7/20/2023 9:48 PM
79	20	7/20/2023 9:38 PM
80	6	7/20/2023 9:17 PM
81	20	7/20/2023 9:13 PM
82	10	7/20/2023 9:02 PM
83	20	7/20/2023 9:02 PM
84	40	7/20/2023 8:56 PM
85	10	7/20/2023 8:47 PM
86	100	7/20/2023 8:36 PM
87	25	7/20/2023 8:30 PM
88	5	7/20/2023 8:24 PM
89	100	7/20/2023 8:15 PM
90	50	7/20/2023 8:10 PM
91	1	7/20/2023 8:08 PM
92	50	7/20/2023 8:07 PM
93	50	7/20/2023 8:02 PM
94	100	7/20/2023 8:01 PM
95	80	7/20/2023 7:50 PM

## Logansport (IN) Parks and Recreation Master Plan Community Survey

96	40	7/20/2023 7:49 PM
97	1	7/20/2023 7:45 PM
98	10	7/20/2023 7:39 PM
99	20	7/20/2023 7:32 PM
100	100	7/20/2023 7:28 PM
101	5	7/20/2023 7:24 PM
102	20	7/20/2023 7:23 PM
103	50	7/20/2023 7:22 PM
104	20	7/20/2023 7:20 PM
105	20	7/20/2023 7:14 PM
106	50	7/20/2023 7:13 PM
107	100	7/11/2023 9:56 PM
108	50	7/10/2023 10:20 PM
109	50	7/10/2023 8:54 PM
110	0	7/3/2023 9:49 PM
111	50	6/30/2023 3:04 PM
112	10	6/30/2023 9:16 AM
113	50	6/30/2023 8:39 AM
114	25	6/29/2023 11:54 PM
115	60	6/29/2023 10:30 PM
116	25	6/29/2023 9:44 PM
117	0	6/28/2023 10:11 PM
118	25	6/28/2023 5:33 PM
119	20	6/28/2023 4:29 PM
120	10	6/28/2023 3:53 PM
121	20	6/28/2023 12:34 PM
122	0	6/27/2023 11:19 PM
123	5	6/27/2023 4:59 PM
124	30	6/27/2023 4:21 PM
125	20	6/27/2023 2:02 PM
126	15	6/27/2023 11:00 AM
127	20	6/18/2023 9:20 AM
128	5	6/13/2023 8:26 PM
129	30	6/13/2023 4:29 PM
130	20	6/13/2023 1:34 PM
131	100	6/9/2023 3:14 AM
132	25	6/8/2023 11:43 PM
133	100	6/8/2023 2:35 AM

Logansport (IN) Parks and Recreation Master Plan Community Survey

134	10	6/7/2023 11:40 PM
135	25	6/7/2023 2:35 PM
136	0	6/7/2023 2:19 PM
137	40	6/7/2023 11:21 AM
138	20	6/7/2023 10:26 AM
139	0	6/7/2023 9:48 AM
140	10	6/7/2023 7:19 AM
141	34	6/7/2023 6:23 AM
142	15	6/7/2023 12:56 AM
143	20	6/6/2023 10:39 PM
144	75	6/6/2023 9:09 PM
145	20	6/6/2023 8:21 PM
146	10	6/6/2023 8:11 PM
147	0	6/6/2023 8:06 PM
148	25	6/6/2023 7:17 PM
149	10	6/6/2023 11:18 AM
<b>#</b>	<b>DEVELOP AQUATICS FACILITIES</b>	<b>DATE</b>
1	25	7/30/2023 7:41 AM
2	50	7/29/2023 10:29 PM
3	10	7/29/2023 8:14 PM
4	13	7/27/2023 8:42 PM
5	25	7/27/2023 8:29 PM
6	50	7/27/2023 4:36 PM
7	50	7/27/2023 12:43 PM
8	100	7/27/2023 12:30 PM
9	15	7/27/2023 12:10 PM
10	30	7/27/2023 10:11 AM
11	0	7/26/2023 4:00 PM
12	25	7/26/2023 8:32 AM
13	20	7/25/2023 11:47 PM
14	100	7/25/2023 11:10 PM
15	15	7/25/2023 10:25 PM
16	30	7/25/2023 5:52 AM
17	50	7/25/2023 4:57 AM
18	25	7/24/2023 10:32 PM
19	10	7/24/2023 7:36 PM
20	50	7/24/2023 7:09 PM
21	100	7/24/2023 5:33 PM

Logansport (IN) Parks and Recreation Master Plan Community Survey

22	20	7/24/2023 4:59 PM
23	10	7/24/2023 3:21 PM
24	50	7/24/2023 1:58 PM
25	25	7/24/2023 1:32 PM
26	100	7/24/2023 12:50 PM
27	10	7/24/2023 10:34 AM
28	100	7/24/2023 9:31 AM
29	15	7/24/2023 9:24 AM
30	0	7/24/2023 9:18 AM
31	10	7/24/2023 8:55 AM
32	20	7/24/2023 8:49 AM
33	100	7/24/2023 8:47 AM
34	25	7/23/2023 8:14 PM
35	15	7/22/2023 6:58 PM
36	10	7/22/2023 6:08 PM
37	20	7/22/2023 3:58 PM
38	50	7/22/2023 1:20 PM
39	100	7/22/2023 11:11 AM
40	100	7/22/2023 9:09 AM
41	65	7/22/2023 8:45 AM
42	50	7/22/2023 5:46 AM
43	50	7/21/2023 11:32 PM
44	50	7/21/2023 9:46 PM
45	34	7/21/2023 9:33 PM
46	50	7/21/2023 6:46 PM
47	100	7/21/2023 6:36 PM
48	5	7/21/2023 6:20 PM
49	0	7/21/2023 5:27 PM
50	75	7/21/2023 5:17 PM
51	5	7/21/2023 5:08 PM
52	20	7/21/2023 2:58 PM
53	25	7/21/2023 1:25 PM
54	35	7/21/2023 1:13 PM
55	50	7/21/2023 12:37 PM
56	20	7/21/2023 12:16 PM
57	15	7/21/2023 11:34 AM
58	10	7/21/2023 11:21 AM
59	10	7/21/2023 10:51 AM

## Logansport (IN) Parks and Recreation Master Plan Community Survey

60	50	7/21/2023 10:43 AM
61	25	7/21/2023 10:27 AM
62	50	7/21/2023 10:00 AM
63	20	7/21/2023 9:52 AM
64	10	7/21/2023 9:25 AM
65	10	7/21/2023 9:21 AM
66	20	7/21/2023 9:17 AM
67	25	7/21/2023 9:09 AM
68	25	7/21/2023 9:09 AM
69	100	7/21/2023 8:58 AM
70	30	7/21/2023 8:50 AM
71	25	7/21/2023 7:42 AM
72	20	7/21/2023 7:08 AM
73	15	7/21/2023 7:07 AM
74	20	7/21/2023 6:57 AM
75	20	7/21/2023 6:51 AM
76	0	7/21/2023 5:49 AM
77	50	7/21/2023 4:46 AM
78	15	7/21/2023 3:14 AM
79	50	7/21/2023 2:27 AM
80	35	7/21/2023 1:59 AM
81	0	7/21/2023 1:22 AM
82	10	7/21/2023 1:13 AM
83	0	7/21/2023 1:09 AM
84	50	7/21/2023 12:59 AM
85	20	7/20/2023 11:48 PM
86	30	7/20/2023 11:25 PM
87	75	7/20/2023 11:00 PM
88	30	7/20/2023 10:43 PM
89	10	7/20/2023 10:42 PM
90	50	7/20/2023 10:30 PM
91	10	7/20/2023 10:23 PM
92	10	7/20/2023 9:48 PM
93	40	7/20/2023 9:46 PM
94	100	7/20/2023 9:38 PM
95	5	7/20/2023 9:38 PM
96	100	7/20/2023 9:36 PM
97	50	7/20/2023 9:35 PM



Logansport (IN) Parks and Recreation Master Plan Community Survey

98	40	7/20/2023 9:17 PM
99	20	7/20/2023 9:13 PM
100	25	7/20/2023 9:12 PM
101	50	7/20/2023 9:11 PM
102	10	7/20/2023 9:02 PM
103	10	7/20/2023 9:02 PM
104	50	7/20/2023 9:00 PM
105	20	7/20/2023 8:56 PM
106	5	7/20/2023 8:47 PM
107	10	7/20/2023 8:47 PM
108	25	7/20/2023 8:42 PM
109	25	7/20/2023 8:30 PM
110	15	7/20/2023 8:24 PM
111	50	7/20/2023 8:24 PM
112	1	7/20/2023 8:08 PM
113	50	7/20/2023 8:07 PM
114	20	7/20/2023 7:50 PM
115	5	7/20/2023 7:49 PM
116	1	7/20/2023 7:45 PM
117	30	7/20/2023 7:39 PM
118	5	7/20/2023 7:32 PM
119	25	7/20/2023 7:32 PM
120	5	7/20/2023 7:24 PM
121	20	7/20/2023 7:23 PM
122	50	7/20/2023 7:22 PM
123	20	7/20/2023 7:20 PM
124	50	7/20/2023 7:14 PM
125	50	7/20/2023 7:13 PM
126	50	7/20/2023 7:12 PM
127	0	7/3/2023 9:49 PM
128	50	6/30/2023 3:04 PM
129	10	6/30/2023 9:16 AM
130	0	6/28/2023 10:11 PM
131	25	6/28/2023 5:33 PM
132	40	6/28/2023 5:12 PM
133	20	6/28/2023 4:29 PM
134	25	6/28/2023 3:53 PM
135	5	6/28/2023 12:34 PM

## Logansport (IN) Parks and Recreation Master Plan Community Survey

136	25	6/27/2023 11:19 PM
137	60	6/27/2023 4:59 PM
138	20	6/27/2023 4:21 PM
139	20	6/27/2023 2:02 PM
140	10	6/27/2023 11:00 AM
141	5	6/13/2023 8:26 PM
142	10	6/13/2023 4:29 PM
143	25	6/13/2023 1:34 PM
144	50	6/10/2023 8:59 AM
145	0	6/8/2023 2:35 AM
146	50	6/7/2023 11:40 PM
147	50	6/7/2023 2:35 PM
148	40	6/7/2023 2:19 PM
149	0	6/7/2023 11:21 AM
150	10	6/7/2023 10:26 AM
151	0	6/7/2023 9:48 AM
152	10	6/7/2023 7:19 AM
153	0	6/7/2023 6:23 AM
154	5	6/7/2023 12:56 AM
155	20	6/6/2023 10:39 PM
156	100	6/6/2023 9:27 PM
157	100	6/6/2023 9:18 PM
158	5	6/6/2023 9:09 PM
159	20	6/6/2023 8:21 PM
160	0	6/6/2023 8:11 PM
161	50	6/6/2023 8:06 PM
162	25	6/6/2023 7:17 PM

Q13 Please rate your level of satisfaction with the overall value that your household receives from Logansport Parks and Recreation services and facilities.

Answered: 347 Skipped: 127

3.6★  
average rating



	VERY DISSATISFIED	SOMEWHAT DISSATISFIED	NEUTRAL	SOMEWHAT SATISFIED	VERY SATISFIED	TOTAL	WEIGHTED AVERAGE
☆	2.59% 9	9.80% 34	28.53% 99	39.77% 138	19.31% 67	347	3.63

## Q14 Please share any additional comments that could assist Logansport Parks and Recreation with improving parks, trails, open space, or recreation programs and services.

Answered: 105 Skipped: 369

#	RESPONSES	DATE
1	Riverside park is always the most crowded and has the most outdated equipment. That park is such a commodity and should be expanded, improved, and have more parking	7/29/2023 10:30 PM
2	If the parks are understaffed and that is why they look so bad, then create a larger budget to allow for more employees. What you already have needs maintained before creating so many more/new things.	7/29/2023 8:16 PM
3	I think you all do a great job! I'm grateful for the resources we have in our small town.	7/28/2023 7:43 AM
4	There is just a lot of parks that have nothing to do in them... There should be more adult coed sports.	7/27/2023 10:23 PM
5	Would really like to see the softball field improve at riverside. I do believe we need new boat lunches around town for the safety of the public	7/27/2023 5:19 PM
6	I do not like the proposed plans for riverside park. The overlook on a river so small and shallow you can walk across it? The carousel doesn't get enough traffic to close off the road and create a round about. How are you going to get people in and out of the park? Are you going to turn the south road into a two way street or will everyone have to exit via 15th street? You can't even see to get across. And those who live in the are should have had an opportunity to comment on the new event center. Your neighbors are not happy. Who is going to be directing traffic for 400 people coming in and out of that place? High street is already dangerous. Just ask those we saw get into wrecks during the squeal on the eel.	7/27/2023 1:13 PM
7	More equipment for preschool aged children	7/27/2023 12:30 PM
8	Just moved here from Chicago in November 2022, family of 4 two girls ages 5 and 7. Most of the parks we've been to could use a real overhaul. The YMCA is fantastic, but could be larger or add a second building somewhere for adult or youth services only, split the buildings up.	7/27/2023 10:14 AM
9	Carmel has beautiful playgrounds that are also handicap accessible, including splash pads and shelters with bathrooms	7/25/2023 11:49 PM
10	You work hard at what you love to do. That is clear. As someone who isn't from Logansport it's actually nice to see the parks used. It seems a lot of people enjoy themselves. I really think marketing the rivers (and their ecology and history) would be nice. I mean, you have a TON of history.	7/25/2023 10:30 PM
11	Think about using your budget to pay for dog park. Think within your means.	7/24/2023 7:56 PM
12	I have played church league softball at the riverside park multiple times and I've been told on numerous occasions about people try not to slide on the dirt because of possible buried hypodermic needles, glass, etc. I would love to see that field maintained better. I know it only gets used for slow pitch in the summer, but maybe it could be turned into an ice rink for ice skating in the winter.	7/24/2023 7:40 PM
13	I really feel like the town has many hiking and walking paths. We have many outdoor parks we have a splash pad and local pool. What we do not have is a indoor park that families can visit when weather is not good. Raining. For many days at a time extrema heat or cold kids are cooped up in their homes with nothing to do and pent up energy. It would be very nice to be able to take my children to a free or very affordable indoor park to help with that.	7/24/2023 5:35 PM
14	Placing 24/7 recorded security cameras to playgrounds/outside restrooms at parks would be a great to help deter crime and help parents feel safer when taking their children to parks. Have affordable options to reserve public rentable areas. These areas are in need of sprucing up as	7/24/2023 5:06 PM

## Logansport (IN) Parks and Recreation Master Plan Community Survey

well like the large pavilion at Spencer Park. When sprucing up the parks, make a day or two where the community can come and help. Have kids and parents plant flowers, or paint. Give the community something to be a part of so maybe we will care more about our facilities.

15	All our river front properties should be held and maintained for citizens use and waterway conservation. As our city grows, these spaces will be even more important. If you look at larger cities they always want more water, natural spaces for people to use.	7/24/2023 1:35 PM
16	We need more for older children to do to get them off of devices and being active.	7/24/2023 12:52 PM
17	Have more low cost entry events	7/24/2023 11:23 AM
18	Better planning. Too much waste has occurred bc of poor planning: especially concerning Houston Park & dog park idea.	7/24/2023 11:18 AM
19	Logansport needs a quality dog park and boarding center	7/24/2023 10:38 AM
20	Fix up what you have. Remove the gay sculpture at stonewall park. It is offensive. Everyone in Logansport knows the history of this orange sculpture of bend over and get screwed.	7/24/2023 10:28 AM
21	Logansport historically and currently ignores the handicap population. Everyone deserves a place to relax, have fun, and participate in the community.	7/24/2023 9:18 AM
22	Need to take care of what we have before we start expanding.	7/23/2023 6:48 PM
23	The sports fields that already exist need improvements so they can host tournaments. AIM fields need lights so they can attract bigger tournaments that will generate venue for the whole county. Spencer park needs to either fix the old tennis court or replace it with pickleball.	7/23/2023 6:21 PM
24	Security and vandalism are the driving force behind not utilizing the parks. Those that live near the parks don't take pride in their properties and parents lack supervision of their kids. Brand new facilities, trashed by teenagers. We are at a crossroads when it comes to investing. We must have a plan to maintain and secure these expensive upgrades and not be afraid to make an example out of those who choose to damage,destroy, or disrespect city property	7/23/2023 8:47 AM
25	Trash on the trails.	7/22/2023 12:47 PM
26	Another splash park somewhere besides Tower park, some kids can't get across town to enjoy the one we have.	7/22/2023 9:55 AM
27	We desperately need a dog park. I travel out of town all the time for dog parks and then I spend money in that town. I know a lot of dog owners who would help with a dog park. Please make a dog park !	7/22/2023 9:08 AM
28	Squeal on the Eel was a parking nightmare & poorly organized. We need an outdoor amphitheater !!!!!!!!!!!	7/22/2023 8:08 AM
29	You need to fix the parks we have and the structures and softball fields before adding more things to take care of.. and add a kayak entrance/exit	7/22/2023 7:06 AM
30	Lower the volume on music event's so other things can be enjoyed nearby & allow veteran events on the 4th again.	7/22/2023 1:40 AM
31	Have futsal courts in several parks	7/21/2023 10:41 PM
32	Wish pool hours would be longer. Working adults can not take their kids to the pool when it closes at 6. Maybe have 1 or 2 late nights per week like years ago...	7/21/2023 6:47 PM
33	I would like a dog park so I don't have to take my boys all the way to Rochester or delphi	7/21/2023 5:56 PM
34	We build and rebuild in the same spot, taking away the skate park and repurposing the same spot over and over. We do not act in a timely manner when a historic pavilion needs repair and now is closed to the public. Our code enforcement lets us down by the way the houses look beside Riverside park. It was the big park and now the neighborhood makes it look like trash. We don't need a dog park. Pets are not well mannered like some of the citizens. We made a boat lanch at riverside and now can no use my trailer to load my boat since it is to far away from water.	7/21/2023 5:33 PM
35	our family really appreciates the paved trails that have been added to Logansport over the past several years.	7/21/2023 5:18 PM

## Logansport (IN) Parks and Recreation Master Plan Community Survey

36	Better accessibility to the water for activities such as kayaking....ramps, spray hose, trash, bathroom at parks and restaurants along water	7/21/2023 5:09 PM
37	Up keep on historical structures such as Spencer Park pavilion	7/21/2023 4:48 PM
38	Less pollution in the rivers like during covid when the water was blue... That way, more people would be able to enjoy water activities locally.	7/21/2023 4:39 PM
39	A good outdoor area for large social gatherings, such as outdoor concerts, festivals, fireworks, etc. Riverside is decent but it is in the middle of a neighborhood which restricts parking nearby.	7/21/2023 3:01 PM
40	Overall LPR is doing great. We travel to various other towns/cities around and Logansport has good variety and facilities are well kept. Thank you for your hard work.	7/21/2023 1:15 PM
41	You need more pickle ball courts.	7/21/2023 12:51 PM
42	I think we have a lot of amazing things, keeping those maintained and clean is something they're already doing for the most part so good job. I think focus should be on bringing other people here from other towns. Maybe an ad campaign focused on advertising our events out of town to drum up interest.	7/21/2023 12:18 PM
43	A daily canoe or boat rental for river activities would be nice. More splash pads.	7/21/2023 12:15 PM
44	I think the Parks department is very wonderful at keeping the parks clean and usable even though people use them as dumping grounds. I believe the parks department should post more about their staff and projects so maybe people will realize how much work it takes to maintain the parks we have now	7/21/2023 11:39 AM
45	Would love to see some new stuff for the community.	7/21/2023 10:01 AM
46	Just want to give some positive feedback, I believe the parks are so beautifully maintained and taken care of. We love the programs that are offered so much from breakfast with Santa, park in the box, to the 4th of July in the park. You guys work so hard and it shows. I take my kids to the park at least once a week and look forward to being able to keep this up. Thank you for all you do!	7/21/2023 9:54 AM
47	I think the ideas are great and I would like to see some of these programs come to town. We need more for our community to do and get involved in physically that is geared outdoors without having to travel so far	7/21/2023 9:13 AM
48	You gotta maintain what you already have. In my opinion, Jan gives all her attention to Riverside. The other parks are lacking because of it. The flowers boxes/landscaping is not kept. Logansport does not need a dog park. There are PLENTY of other places for someone to take their pet(s) to run/walk.	7/21/2023 6:58 AM
49	Have fundraisers, do special events to raise monies, the community would help!	7/21/2023 6:51 AM
50	maintain parks and improve what on what we have	7/21/2023 5:51 AM
51	We need more programs for young mothers with infants. Unfortunately, more and more teenagers are having babies younger and younger. They need to have access to groups with others girls in their situations. They are completely idolized. Especially if they are attending remote learning from the academy	7/21/2023 2:01 AM
52	Keep Farmers Market at present location! It is a people area! Shows cities impression of true hospitality!	7/21/2023 12:25 AM
53	Something needs to be done about the safety people feel when walking thw trails. Especially for women and children. Also the pricing on your sports programs is not real conducive for lower income families. I think focus needs to be put on updating, maintaining, and fixing issues that needed to be attended to before we think about adding g more things that won't be well maintained. I also would LOVE to see more lights and decor added to the Christmas lights at Spencer Park. Find a way or a place for people to be able to walk through it and be able to have more points for picture opportunities.	7/20/2023 10:48 PM
54	Parks board makes decisions without asking public. Neighbors don't want dog park in our neighborhood , tower park	7/20/2023 10:42 PM
55	I believe the current belief that Riverside needs to be more of a social area is wrong. The park already has areas to gather and walk and view the outdoors. We need sports and other	7/20/2023 10:28 PM

## Logansport (IN) Parks and Recreation Master Plan Community Survey

activities not more seating.

56	I think the trails should have restrooms and have lights so people feel safe	7/20/2023 10:17 PM
57	I love what the city is doing with the parks & would love to see it grow	7/20/2023 9:49 PM
58	I think an actual water park would be beneficial for the community. We have to go to either kokomo or Lafayette to go to one. Winter sports would also be beneficial. A lot of people would love to go skiing and sleding without having to make a weekend out of it.	7/20/2023 9:49 PM
59	Weed eat around curbs, signs, poles, and trees. Clean up flower beds that are full of weeds. Litter needs cleaned up.	7/20/2023 9:37 PM
60	More splashpads evenly distributed through city..One where eltipwa career center was would be nicel	7/20/2023 9:13 PM
61	Thank you for asking for our communities input!	7/20/2023 8:57 PM
62	I love walking my dog in Huston Park!	7/20/2023 8:48 PM
63	Better lighting and cameras in the trails for safety purposes	7/20/2023 8:47 PM
64	I believe the program has grown so much and the community has heard about more events in the past couple of years. To me, there is quite a few places for baseball and softball, but not many places for other sports. I think the programs are great and they're getting much more traction! I just wish there was a bit more for all age groups.	7/20/2023 8:44 PM
65	Actual soccer fields/goals for youth and adults to practice	7/20/2023 8:37 PM
66	Please give us a skate park when I want to go to a skate park I have to travel to Kokomo	7/20/2023 8:30 PM
67	Spencer Park is a beautiful area in need of some love.	7/20/2023 8:10 PM
68	So some interest in maintaining what we have, to much money has been spent trying to build new parks while ignoring what our parent build for us.	7/20/2023 8:10 PM
69	I think you really have made the parks really sucky because I can't enjoy the fun that use to be when I was a kid because I miss the two sets of swings a merry go round teeter totters exercise bars that were uneven and so much more.	7/20/2023 8:08 PM
70	The trails we have here are wonderful, however the homeless people that are just able to pitch a tent and do drugs on them are not. We have to many families who like to utilize the trails for scenery and the homeless population are making it hard for them. My teenage son loves running the trails but when confronted by a homeless addict makes him in fear to return.	7/20/2023 8:04 PM
71	awesome trails	7/20/2023 7:54 PM
72	Kayaking would be a great option in the summer. I have often wished there were Churches that had their services out on the trails. There needs to be more options for winter months. Ice skating, hiking, snowboarding/sledding.	7/20/2023 7:51 PM
73	Adding sand volleyball courts would be a great add to a park! More walking trails and a dog park!!	7/20/2023 7:45 PM
74	I just don't want my community to keep getting rid of older buildings. Keep the history going, put on fundraisers and events to help save some places, I know we can't save them all but we can try.	7/20/2023 7:41 PM
75	Not too sure about the dog park please make sure it's going to be safe for the neighborhood. I love animals. Thank you	7/20/2023 7:39 PM
76	More splash pads/ water activities distributed evenly around town so more families have access to ut	7/20/2023 7:15 PM
77	Pickleball courts need completely fenced in to keep kids and their bikes off the courts.	7/11/2023 9:57 PM
78	We love the trails and parks and appreciate how well maintained they are.	6/30/2023 9:22 AM
79	The Logansport Parks adept's marketing, programs and community involvement have improved exponentially with the addition of Kara Yax to the team. Her creativity and ability to add visibility of Parks Programs in the community are great assets!	6/29/2023 11:57 PM



## Logansport (IN) Parks and Recreation Master Plan Community Survey

80	We really enjoy the walking trails. I hope for there to be other program options that kids can participate in to learn new skills and enjoy being outside, unrelated to sports.	6/29/2023 12:12 AM
81	Youth programs are so important, particularly for older youth. I feel unsafe walking the trails alone as a woman. Regular bike patrols by law enforcement or maybe a volunteer trail watch program would help greatly. Possibly authorized golf carts utilized by volunteers patrolling the trails. My husband asked me not to walk alone.	6/28/2023 4:00 PM
82	Illegal immigration and the disrespect for our public spaces is ruining our park facilities. The parks are dirty, trash everywhere, paint scratched off of equipment, and unsafe. Children unsupervised and left to do whatever they want good or bad.	6/28/2023 1:48 PM
83	Community garden	6/28/2023 11:49 AM
84	Need for more tennis	6/27/2023 9:41 PM
85	Indoor/winter play areas for children would be nice	6/27/2023 5:01 PM
86	I know bathrooms are hard to maintain, but the Huston Park bathrooms are a little sketchy and full of spider webs last time. Thanks for giving us the option to give our opinions!	6/27/2023 4:23 PM
87	Pest Control would be a great asset.	6/27/2023 3:37 PM
88	We have good parks that are generally well maintained. Safety should always be an area of concern.	6/18/2023 9:22 AM
89	Historic preservation of the Spencer park pavilion, and an ice skating ring at Riverside.	6/13/2023 8:28 PM
90	Lower your all-day rates to a flat fee. The biggest reason your pavilions are not being used as much is because you charge too much compared to Peru and Royal Center, which have theirs at \$20. This is unacceptable. You are not an event venue. If you were to ditch the hourly rates and go with affordable all-day rates, you would be making more money.	6/13/2023 1:37 PM
91	We love the city parks. There's always room for improvement. Painting and fixing broken equipment. Keep our kids safe is the most important factor.	6/13/2023 1:34 PM
92	We are so fortunate to have two beautiful rivers. I think our parks dept does a great job.	6/11/2023 8:54 PM
93	Futsal courts	6/9/2023 3:15 AM
94	I wish the restrooms could be open year round .	6/8/2023 6:32 PM
95	Nicer safer trails, dog events, dog park, more aquatic places and activities or events.	6/7/2023 11:40 PM
96	I've skating rink downtown, make it a 2/3 week festivity, ramp up the Halloween season and have festivities, the new festival was great last year, just disorganized for its first year, but bring it back!	6/7/2023 9:49 PM
97	I think we should focus on redoing current parks and recreational spaces rather than creating more and ignoring the things that need redone at current places.	6/7/2023 2:37 PM
98	Logansport parks and recreation currently services and provides NUMEROUS areas for children, adults, families, and other social groups. However, the focus should not be on developing more but instead should work to improve what is already available. With so many parks already under funded and clearly struggling for budget funding, parks and rec is only biting off more than they can chew by looking to expand past what is already available.	6/7/2023 2:22 PM
99	Need smaller parks fixed up so kids can walk to parks.	6/7/2023 7:33 AM
100	Thank you for all you you do!	6/6/2023 8:58 PM
101	Overall parks seem to be out of touch with community needs. Serious lack of routine maintenance	6/6/2023 8:44 PM
102	Would love to see some of the smaller parks used, so they probably need to be improved in some way.	6/6/2023 8:17 PM
103	I believe the pool opens way too late in the season and closes too early. We have to go out of town to be able to swim while it is still hot out.	6/6/2023 8:07 PM
104	Focus on the future and don't worry about historic preservation. We have many low economic families that use the parks as they only place they can afford to take their kids to.	6/6/2023 8:04 PM



Logansport (IN) Parks and Recreation Master Plan Community Survey

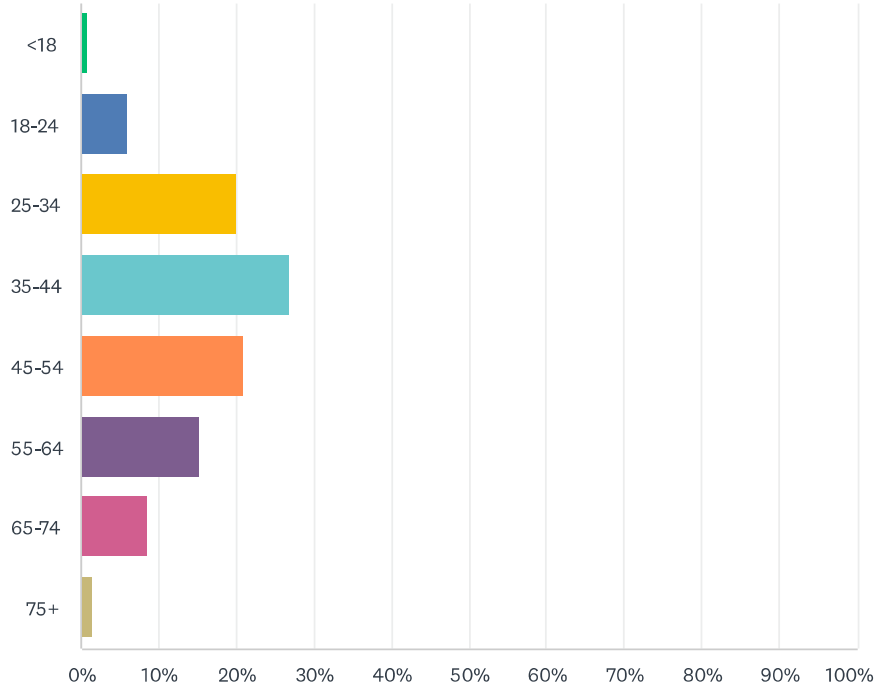
---

105	As an event organizer for regional gaming community, we have been using Peru River Walkway Park for our events because of how cheap all-day pavilion rental is over there (\$20). The walkway also attracts fellow players because of dense it is with features for gathering spaces and storybook walk kiosks. Logansport has no excuse to follow this example as well. Huston Park could be a great candidate as it still needs more development.	6/6/2023 7:22 PM
-----	---	------------------

---

### Q15 What is your age?

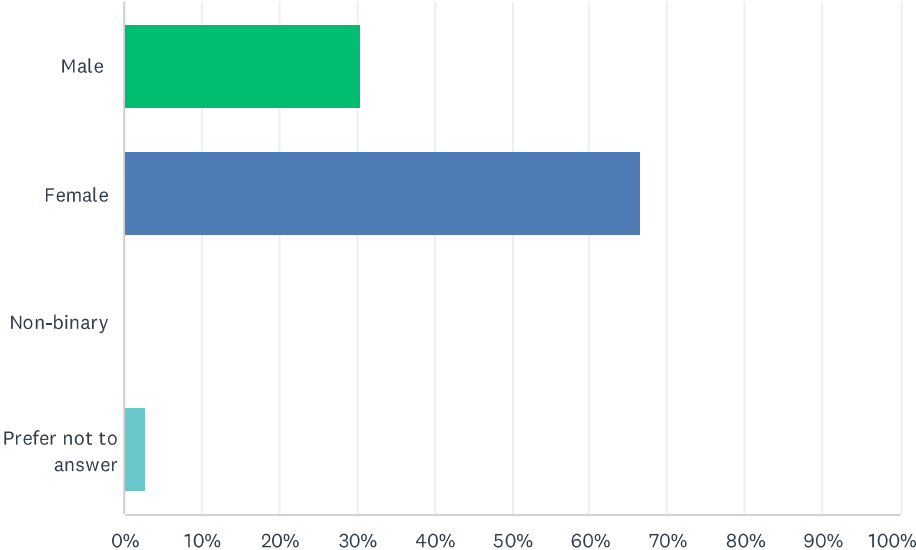
Answered: 350 Skipped: 124



ANSWER CHOICES	RESPONSES	
<18	0.86%	3
18-24	6.00%	21
25-34	20.00%	70
35-44	26.86%	94
45-54	20.86%	73
55-64	15.43%	54
65-74	8.57%	30
75+	1.43%	5
<b>TOTAL</b>		<b>350</b>

### Q16 What is your gender?

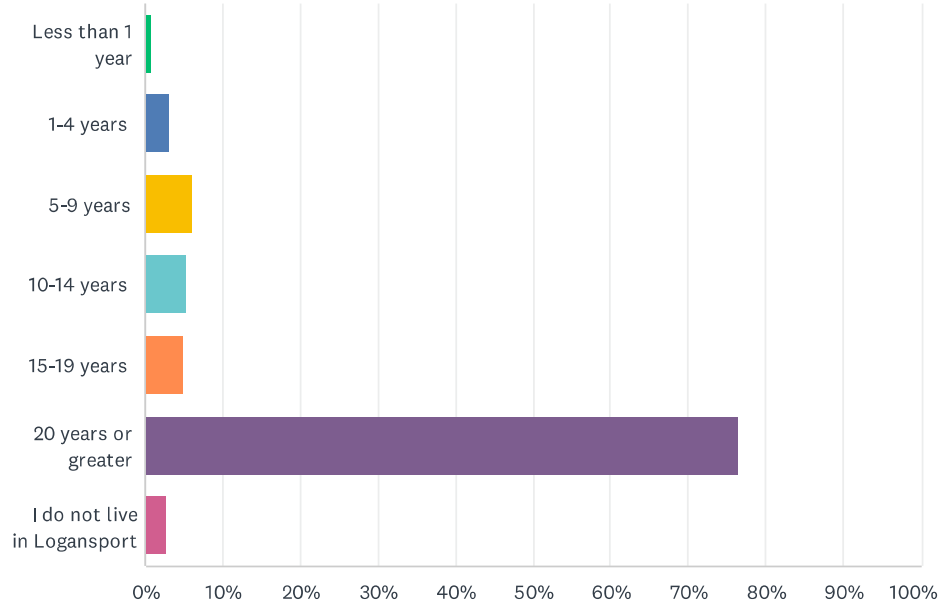
Answered: 350 Skipped: 124



ANSWER CHOICES	RESPONSES	
Male	30.57%	107
Female	66.57%	233
Non-binary	0.00%	0
Prefer not to answer	2.86%	10
<b>TOTAL</b>		<b>350</b>

### Q17 How many years have you lived in Logansport?

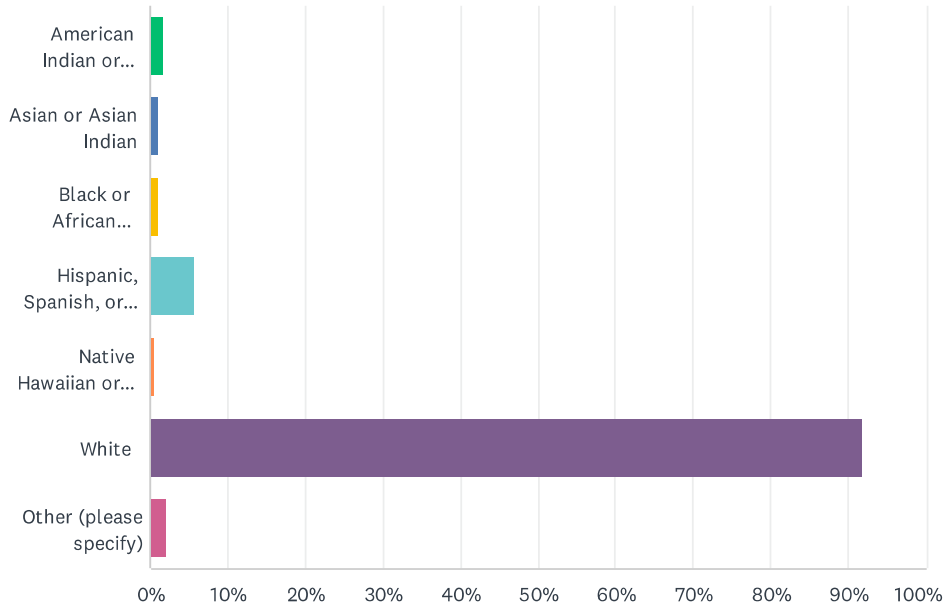
Answered: 351 Skipped: 123



ANSWER CHOICES	RESPONSES	
Less than 1 year	0.85%	3
1-4 years	3.13%	11
5-9 years	6.27%	22
10-14 years	5.41%	19
15-19 years	4.84%	17
20 years or greater	76.64%	269
I do not live in Logansport	2.85%	10
<b>TOTAL</b>		<b>351</b>

### Q18 Which of the following best describes your race/ethnicity? Please select all that apply.

Answered: 342 Skipped: 132



ANSWER CHOICES	RESPONSES
American Indian or Alaska Native	1.75% 6
Asian or Asian Indian	1.17% 4
Black or African American	1.17% 4
Hispanic, Spanish, or Latino	5.85% 20
Native Hawaiian or other Pacific Islander	0.58% 2
White	91.81% 314
Other (please specify)	2.05% 7
Total Respondents: 342	

#	OTHER (PLEASE SPECIFY)	DATE
1	Cmon i just wanna play pickleball why talk about race	7/22/2023 6:59 PM
2	Why?	7/22/2023 11:56 AM
3	Why	7/22/2023 7:06 AM
4	It shouldn't matter! Your wasting time! Fix the problems!	7/21/2023 5:34 PM
5	Human	7/21/2023 12:14 PM
6	none of your business	7/21/2023 5:52 AM
7	Mixed: Caucasian and Hispanic	6/27/2023 4:24 PM

# PUBLIC INPUT

---

STAKEHOLDER INPUT SESSIONS	442
PUBLIC ENGAGEMENT EVENT	448
FINAL PUBLIC MEETING	468

# STAKEHOLDER INPUT SESSIONS

---

As a fundamental component of the planning process, the team conducted a series of stakeholder interviews and a town leadership survey to develop a thorough understanding of the parks system in Logansport through the lens of the constituents served.

Questions asked of participants pertain to perceived strengths, potential opportunities, and top priorities for the Department.

The feedback received from community stakeholders is critical to the discovery phase of the process and many of the themes that emerge in these meetings help influence later recommendations of the Plan.

The information in this appendix supports Chapter 5 & 6.

## Session 1 (9-10:30):

- Liquor from event center in the parks
  - Open container laws??
- Dog park, needs rules and regulations because some dogs haven't been around other dogs before.
  - Funding privately for the softball field repurpose
- Are Logansport parks safe?
  - Little turtle water way is scary
    - Safety, one way in and one way out, security problems or camera problems
    - Added signs for being watched
    - Delphi is not that far from them
    - Suicide, murder, at Spencer at Irtww
  - Police don't get a lot of calls, no one is there.
    - Riverside park drugs
    - Police don't patrol / show up around the parks, maybe park near the parks and not gas station.
    - Purchase old police cars and park near parks and schools.
    - Bike patrol but they don't understand community policing
- Is alcohol prohibited in the parks?
- Use social media to promote park features
- Is the safety perception due to the new demographic?
- HUGE VANDALISM PROBLEM, ESP. BATHROOMS
- A lot of poverty causes issues with the parks?
- Is the system too broad?
  - Concrete prevents vandalism??
- Free tagging walls for street art, controlled vandalism.
- Jan relies on the y for events and do we need to hire a retired police man
- Riverside needs lighting
- More activity means not a lot crime or vandalism
- Kara's programs needs more support.
- Foodtrucks?!
- Schools integrated into the parks systems
  - How do we go about this? We need to better connect and prioritize students in the parks.
  - Day camp?
  - Using the Girl Scouts camp
  - Berry patch connected to the high school for outdoor education
- The city pool lifeguards act as a form of childcare.
- Spencer park pavilion
  - We need to take care of the children
  - Historic preservation is significant because there aren't pavilions like it anymore
  - People have memories there but have not been there since they were little
  - To renovate the whole pavilion will take too long and take too much money
  - Misinformation and ignorance on the actual conditions of the pavilion.
  - It will not just be gone, there are a bunch of opportunities to upgrade it all.



## Session 2 (11-12:30):

- Partnerships that can bring a lot to help the community grow.
- Parks department's priority should
- FFA opportunities
- Recreational programs every day in the summers for kids, parents, families in the parks
- The students in the community love the identity of the community.
- SAFETY
  - Perception versus reality
  - Rumors and one or two incidents cause the whole community to not go to the parks
  - Schools police officers patrol the parks?
  - Logansport parks and schools are safe and a lot of people don't understand
- Park ranger?! Police presence or someone with authority to volunteer to patrol
- "if you see something, say something"
- Dog park
  - Funding campaign to pay for the park
- "where two rivers meet"
  - Use the rivers to our advantage.
  - Access to the rivers and homes on the rivers?
  - Transportation on the water, pollution.
- Riverside park – trackless train.
- Little turtle water way
  - No restrooms and no one downtown do not let you go.
- Total number of parks to maintain – too many parks
  - But what do we do without them?
- Riverside is the foundation park
  - Too many pocket parks?
  - All the money is spent on maintenance.
  - The venue and amphitheater serves a lot of different people and can maybe take away other areas.
- Schools plan far in advance, parks system needs to know if they should be involved with them.
  - September or October.
  - Migrant community out of Jasper Indiana could be integrated in the programs as well.
- Community calendars
- Drug free community grants
  - Use for program funding
  - Youth services alliance partnership and they will pay for youth activities
  - 10 year grant to keep kids away from drugs and alcohol
  - They can help with security and cameras in well lit areas.
- Transportation – work with transit
- Free walls and give them spaces to hangout.
- Reach out to children to see what THEY want.
  - Best way to get input from them; at riverside
  - Give them questions for when school starts in august.
  - Start surveying the 5<sup>th</sup> and 6<sup>th</sup> grade groups every year for their input.
- Dances?
  - Shaperones.
- Lu kokomo
  - Has programs within the city.
- Libraries
  - Summer reading programs
  - Who is in charge of the libraries.
- The y, a lot of kids are at the y
  - Kids get dropped off
- Volunteering
  - Most kids work multiple jobs
- Signage??
  - Are the rules posted at every park for the community rules
- Skating rink
  - Officer presence

## **Priorities Group (1-2:30):**

- Riverside park
  - DNR needs to approve and rezone
  - Dr sweeten about fish habitat
  - Look at changing the floodplain
  - The roundabout taking away from store front areas.
  - Loves taking the road out of the park.
  - Carousel not being used.
- Safety
  - Does the survey have clarifying questions about safety
  - Add to the survey: safety questions
- Instagram being boosted
  - Reaching people who are going around the area
- Safety with department heads
  - Police on bikes
- Huston and Michigan avenue
  - Camps – shut down
- East of Ittww
  - Homeless people camping – death and drugs in the river
- The trains bring in travelers that will camp around woods
  - Can get scary at night
- Getting rid of parks??
  - In the 5 year plan
- Add Burkhart park
- Mayor is looking at patriot park.
- The maintenance team taking good care of the plant beds
- Flory cant be given away.
- “4 main parks”
- 5 year masterplan is having communication issues
  - Should be appropriating funding and the plans
- SOCIAL MEDIA!!!!!!!!!!
  - THE LOGANSPORT REIMAGINE PLANS GOT 7,000 RESPONSES.
- Spencer park shelter
  - It needs to be taken down
  - The amount of money that will need to go into it will be way too much, might as well build something new and save a few items from it.
  - People do not come around for the pavilion.
- Partnerships
  - Use franklin’s facilities
- Renting temporary facilities to prove the need
- Ice skating rink would be well appreciated.
- Looking at apartments and enhancing downtown.
- Name park typologies.
  - Identifying what the parks are used for to determine what the park needs.
- E sports for free wifi
- Futsal??
  - The survey is 18 + and the kids in the school systems love futsal even though its low on the survey
- Block party to see if people are interested.



SESSION 01

9AM.

PLEASE  
SIGN IN

13 JUNE 2023



NO	NAME	ORGANIZATION	EMAIL
1	ANNE YEUKEN	CONTEXT	ayeuken@contextdesign.com
2	MIKE McCORD	PARKS DEPT	mccord@mccordservices.com
3	BRIAN MURNERNEY	CONTEXT DESIGN	BMURNERNEY@CONTEXT-DESIGN.COM
4	Marla Evanich	City of Loganport	mevanich@cityofloganport.org
5	Kevin Price	Parks Dept.	parks@loganport.org
6	AUSTIN HOCHSTETLER	Zec Eight Insights	austin@zceightinsights.com
7			

SESSION 2; 11AM.



PLEASE  
SIGN IN

13 JUNE 2023



NO	NAME	ORGANIZATION	EMAIL
1	BRIAN MURNERNEY	CONTEXT DESIGN	BMURNERNEY@CONTEXT-DESIGN.COM
2	Kara Yax	Parks	recdirector@cityofloganport.org
3	Michele Starkey	LCSC	starkeym@lsc.k12.in.us
4	Nikki Malott	YSA	nikki@ysainc.org
5	ANNE MARIE YEUKEN	CONTEXT	ayeuken@contextdesign.com
6	AUSTIN HOCHSTETLER	Zec Eight Insights	austin@zceightinsights.com
7			

SESSION 3; 1 PM



PLEASE  
SIGN IN

13 JUNE 2023



NO	NAME	ORGANIZATION	EMAIL
1	BRIAN MCNERNEY	CONTEXT-DESIGN	
2	Jon-Myckle Price	Security Federal Savings Bank	jmp@secofedbank.com
3	MIKE McLeod	RDC /SCHOOLS/PARKS	mmccloed@mccodsdc.org
4	PHIL DIALS	Evolution Media LLC	phil@evolutionmedia.com
5	Bill Cuppy	Chamber of Commerce	bill@logan-casschamber.com
6	Greg Toth	Logansport Utilities Co.	G.TOTH@logansportutil.com
7	George Franklin Jr	Logans Landing	lldirector.com
8			

SESSION 04 ; 3PM



PLEASE  
SIGN IN

13 JUNE 2023



NO	NAME	ORGANIZATION	EMAIL
1	BRIAN MCNERNEY	CONTEXT - DESIGN	
2	AUSTIN HOCHREITER	REC EIGHT INSIGHTS	austin@receightinsights.com
3	Anne Yeakey	CONTEXT	ayeakey@contextdesign.com
4	Kara Yax	Parks	reedirector@cityoflogan.com
5			
6			



# PUBLIC ENGAGEMENT EVENT

## PLACE A DOT IN YOUR PRIORITY FOR FACILITY INVESTMENTS

PEGA LA PEGATINA EN TU PRIORIDAD PARA LAS INVERSIONES DE LOS SERVICIOS

- GREEN (VERDE) = HIGH PRIORITY (PRIORIDAD ALTA)
- BLUE (AZUL) = MEDIUM PRIORITY (PRIORIDAD MEDIA)
- RED (ROJO) = LOW PRIORITY (PRIORIDAD BAJA)

• <b>DOG PARK (FENCED, OFF-LEASH)</b> PARQUE PARA PERROS (CON CERCA, SIN LAZO)	<span style="color: green;">●</span> <span style="color: red;">●</span> <span style="color: red;">●</span> <span style="color: red;">●</span> <span style="color: red;">●</span> <span style="color: blue;">●</span>
• <b>OUTDOOR AMPHITHEATER</b> ANFITEATRO AL AIRE LIBRE	<span style="color: blue;">●</span> <span style="color: green;">●</span> <span style="color: green;">●</span> <span style="color: green;">●</span> <span style="color: green;">●</span> <span style="color: green;">●</span> <span style="color: blue;">●</span>
• <b>INDOOR WALKING / JOGGING TRACK</b> PISTA DE INTERIOR PARA CAMINAR Y CORRER	<span style="color: green;">●</span> <span style="color: green;">●</span> <span style="color: green;">●</span> <span style="color: red;">●</span> <span style="color: red;">●</span>
• <b>MULTI-USE PAVED TRAILS</b> SENDEROS PAVIMENTADOS DE USOS MÚLTIPLES	<span style="color: green;">●</span> <span style="color: green;">●</span> <span style="color: green;">●</span> <span style="color: green;">●</span> <span style="color: green;">●</span> <span style="color: green;">●</span> <span style="color: green;">●</span> <span style="color: green;">●</span> <span style="color: green;">●</span> <span style="color: green;">●</span> <span style="color: red;">●</span>
• <b>PICNIC AREAS &amp; SHELTERS</b> ZONAS DE PICNIC Y REFUGIOS	<span style="color: green;">●</span> <span style="color: green;">●</span> <span style="color: green;">●</span> <span style="color: blue;">●</span> <span style="color: green;">●</span> <span style="color: blue;">●</span>
• <b>PLAYGROUND EQUIPMENT FOR ALL ABILITIES / ALL AGES</b> COLUMPIOS PARA TODOS LOS HABILIDADES Y EDADES	<span style="color: green;">●</span> <span style="color: green;">●</span> <span style="color: green;">●</span> <span style="color: green;">●</span> <span style="color: green;">●</span> <span style="color: green;">●</span>
• <b>SOCIAL SPACES</b> ESPACIOS SOCIALES	<span style="color: green;">●</span>
• <b>COMMUNITY GARDENS</b> JARDINES COMUNITARIOS	<span style="color: red;">●</span> <span style="color: red;">●</span> <span style="color: green;">●</span> <span style="color: green;">●</span> <span style="color: red;">●</span> <span style="color: red;">●</span> <span style="color: green;">●</span> <span style="color: green;">●</span>
• <b>INDOOR AQUATIC CENTER</b> CENTROS ACUÁTICOS CUBIERTOS	<span style="color: red;">●</span> <span style="color: green;">●</span> <span style="color: green;">●</span> <span style="color: red;">●</span> <span style="color: red;">●</span>
• <b>WATER ACCESS</b> ACCESO AL AGUA	<span style="color: blue;">●</span> <span style="color: blue;">●</span> <span style="color: green;">●</span> <span style="color: green;">●</span>
• <b>OUTDOOR ADVENTURE PARK</b> PARQUE DE AVENTURA	<span style="color: blue;">●</span> <span style="color: green;">●</span> <span style="color: green;">●</span> <span style="color: blue;">●</span> <span style="color: blue;">●</span> <span style="color: red;">●</span>
• <b>ICE SKATING RINK</b> PISTA DE HIELO	<span style="color: blue;">●</span> <span style="color: red;">●</span> <span style="color: green;">●</span> <span style="color: green;">●</span> <span style="color: green;">●</span> <span style="color: green;">●</span> <span style="color: green;">●</span> <span style="color: green;">●</span>
• <b>MULTI-USE UNPAVED TRAILS</b> SENDEROS DE USOS MÚLTIPLES	<span style="color: red;">●</span> <span style="color: green;">●</span> <span style="color: blue;">●</span>
• <b>INDOOR RECREATION FACILITY</b> CENTROS DE RECREACIÓN DE INTERIOR	<span style="color: blue;">●</span> <span style="color: green;">●</span> <span style="color: red;">●</span> <span style="color: red;">●</span>
• <b>SPLASH PADS</b> PEQUEÑO PARQUE AQUÁTICO A AIRE LIBRE	<span style="color: blue;">●</span> <span style="color: green;">●</span> <span style="color: green;">●</span> <span style="color: green;">●</span>
• <b>DOWNHILL WINTER RECREATION FACILITY</b> CENTROS DE RECREACIÓN PARA LOS DEPORTES DE INVIERNO CUESTA ABAJO	<span style="color: red;">●</span>
• <b>DISC GOLF</b> DISC GOLF	<span style="color: red;">●</span> <span style="color: green;">●</span> <span style="color: green;">●</span> <span style="color: red;">●</span> <span style="color: red;">●</span>
• <b>BOAT LAUNCH</b> RAMPAS DE LANZAMIENTO DEL BARCO	<span style="color: blue;">●</span> <span style="color: green;">●</span> <span style="color: green;">●</span> <span style="color: blue;">●</span> <span style="color: green;">●</span> <span style="color: green;">●</span> <span style="color: green;">●</span> <span style="color: green;">●</span> <span style="color: green;">●</span>
• <b>ENVIRONMENTAL EDUCATION CENTER</b> CENTROS DE EDUCACIÓN AMBIENTAL	<span style="color: blue;">●</span> <span style="color: blue;">●</span>
• <b>OPEN SPACE &amp; CONSERVATION AREAS</b> CAMPOS LIBRES Y ÁREAS NATURALES PROTEJIDAS	<span style="color: green;">●</span> <span style="color: green;">●</span> <span style="color: green;">●</span> <span style="color: green;">●</span>
• <b>GOLF COURSE</b> CAMPO DE GOLF	<span style="color: green;">●</span> <span style="color: red;">●</span> <span style="color: red;">●</span> <span style="color: red;">●</span> <span style="color: red;">●</span> <span style="color: red;">●</span> <span style="color: red;">●</span>
• <b>LARGE COMMUNITY PARKS</b> PARQUES GRANDES COMUNITARIAS	<span style="color: blue;">●</span> <span style="color: green;">●</span> <span style="color: blue;">●</span> <span style="color: blue;">●</span>
• <b>INDOOR MULTI-PURPOSE SPORTS FIELDS</b> CAMPOS DE DEPORTES DE INTERIOR	
• <b>INDOOR GYM SPACE</b> GIMNACIO	<span style="color: red;">●</span>
• <b>SMALL NEIGHBORHOOD PARKS</b> PARQUES PEQUEÑOS PARA LOS VECINDARIOS	<span style="color: red;">●</span> <span style="color: blue;">●</span> <span style="color: blue;">●</span>
• <b>DIAMOND SPORTS FIELDS</b> CAMPOS BÉISBOL Y SOFTBOL	<span style="color: red;">●</span> <span style="color: green;">●</span>
• <b>OUTDOOR AQUATIC CENTER</b> CENTROS ACUÁTICOS AL AIRE LIBRE	<span style="color: green;">●</span> <span style="color: green;">●</span>
• <b>OUTDOOR EXERCISE / FITNESS EQUIPMENT</b> GIMNASIOS AL AIRE LIBRE	<span style="color: red;">●</span>
• <b>INDOOR COURTS FOR PICKLEBALL</b> CANCHAS DE PICKLEBALL DE INTERIOR	<span style="color: red;">●</span> <span style="color: red;">●</span> <span style="color: green;">●</span>
• <b>SKATEBOARD PARKS</b> PARQUES DE MONOPATÍN	<span style="color: blue;">●</span> <span style="color: blue;">●</span> <span style="color: red;">●</span>
• <b>OUTDOOR MULTI-USE COURTS - BASKETBALL</b> CANCHAS DE BALONCESTO AL AIRE LIBRE	<span style="color: red;">●</span> <span style="color: green;">●</span> <span style="color: green;">●</span>
• <b>OUTDOOR MULTI-USE COURTS - PICKLEBALL</b> CANCHAS DE PICKLEBALL AL AIRE LIBRE	<span style="color: green;">●</span> <span style="color: green;">●</span> <span style="color: green;">●</span>
• <b>BMX PARK / PUMP TRACK</b> PARQUE DE BMX	<span style="color: green;">●</span> <span style="color: red;">●</span> <span style="color: red;">●</span> <span style="color: red;">●</span> <span style="color: red;">●</span> <span style="color: green;">●</span>
• <b>SOCCER ON HARD COURT (FUTSAL)</b> PISTA DURA PARA EL FÚTBOL	<span style="color: red;">●</span> <span style="color: red;">●</span> <span style="color: green;">●</span> <span style="color: blue;">●</span> <span style="color: blue;">●</span> <span style="color: green;">●</span>
• <b>OUTDOOR RECTANGULAR SPORTS FIELDS - FOOTBALL</b> CAMPO DE FÚTBOL AMERICANO	<span style="color: blue;">●</span> <span style="color: red;">●</span> <span style="color: red;">●</span> <span style="color: red;">●</span>
• <b>OUTDOOR RECTANGULAR SPORTS FIELDS - SOCCER</b> CAMPO DE FÚTBOL	<span style="color: green;">●</span> <span style="color: green;">●</span> <span style="color: green;">●</span> <span style="color: red;">●</span> <span style="color: green;">●</span> <span style="color: blue;">●</span> <span style="color: red;">●</span> <span style="color: red;">●</span> <span style="color: red;">●</span>



**LOGANSPORT PARKS AND RECREATION**  
5 YEAR PARKS MASTER PLAN | June 2023





## PLACE A DOT IN YOUR PRIORITY FOR FACILITY INVESTMENTS

PEGA LA PEGATINA EN TU PRIORIDAD PARA LAS INVERSIONES DE LOS SERVICIOS

- **GREEN (VERDE) = HIGH PRIORITY (PRIORIDAD ALTA)**
- **BLUE (AZUL) = MEDIUM PRIORITY (PRIORIDAD MEDIA)**
- **RED (ROJO) = LOW PRIORITY (PRIORIDAD BAJA)**



• INDOOR GYM SPACE



• DOWNHILL WINTER RECREATION FACILITY



• OPEN SPACE / CONSERVATION AREAS



• INDOOR MULTI-PURPOSE SPORTS FIELDS



• SMALL NEIGHBORHOOD PARKS



**LOGANSPORT PARKS AND RECREATION**

5 YEAR PARKS MASTER PLAN | June 2023









## PLACE A DOT IN YOUR PRIORITY FOR FACILITY INVESTMENTS

PEGA LA PEGATINA EN TU PRIORIDAD PARA LAS INVERSIONES DE LOS SERVICIOS

- **GREEN (VERDE) = HIGH PRIORITY (PRIORIDAD ALTA)**
- **BLUE (AZUL) = MEDIUM PRIORITY (PRIORIDAD MEDIA)**
- **RED (ROJO) = LOW PRIORITY (PRIORIDAD BAJA)**



### • OUTDOOR AMPHITHEATER



### • PICNIC AREAS & SHELTERS



### • COMMUNITY GARDENS



### • OUTDOOR ADVENTURE PARK



### • INDOOR RECREATION FACILITY



**LOGANSPORT PARKS AND RECREATION**

5 YEAR PARKS MASTER PLAN | June 2023





# PLACE A DOT IN YOUR PRIORITY FOR FACILITY INVESTMENTS

PEGA LA PEGATINA EN TU PRIORIDAD PARA LAS INVERSIONES DE LOS SERVICIOS

- **GREEN (VERDE) = HIGH PRIORITY (PRIORIDAD ALTA)**
- **BLUE (AZUL) = MEDIUM PRIORITY (PRIORIDAD MEDIA)**
- **RED (ROJO) = LOW PRIORITY (PRIORIDAD BAJA)**



• **DOG PARK (FENCED, OFF-LEASH)**



• **MULTI-USE PAVED TRAILS**




• **SOCIAL SPACES**



• **WATER ACCESS**



• **MULTI-USE UNPAVED TRAILS**



**LOGANSPORT PARKS AND RECREATION**  
5 YEAR PARKS MASTER PLAN | June 2023





## PLACE A DOT IN YOUR PRIORITY FOR FACILITY INVESTMENTS

PEGA LA PEGATINA EN TU PRIORIDAD PARA LAS INVERSIONES DE LOS SERVICIOS

- **GREEN (VERDE) = HIGH PRIORITY (PRIORIDAD ALTA)**
- **BLUE (AZUL) = MEDIUM PRIORITY (PRIORIDAD MEDIA)**
- **RED (ROJO) = LOW PRIORITY (PRIORIDAD BAJA)**



### • DISC GOLF



### • ENVIRONMENTAL EDUCATION CENTER



### • LARGE COMMUNITY PARKS



### • BOAT LAUNCH



### • GOLF COURSE



**LOGANSPORT PARKS AND RECREATION**

5 YEAR PARKS MASTER PLAN | June 2023



**WE WANT TO KNOW!** ¡QUEREMOS SABER!

**LEAVE A POST IT WITH ADDITIONAL FACILITY, AMENITY, OR RECREATION PROGRAMS YOU WOULD LOVE TO SEE IN LOGANSPORT PARKS AND RECREATION SYSTEM**

**DEJANOS UNA NOTA CON LAS PROGRAMAS Y SERVICIOS DE RECREACIÓN, ESTRUCTURAS RECREATIVAS O COMODIDADES ADICIONALES QUE ENCANTARÍAS VER EN LOS PARQUES Y SISTEMAS RECREATIVAS DE LOGANSPORT**



**LEAVE A POST IT WITH ADDITIONAL THOUGHTS, COMMENTS, CONCERNS ABOUT LOGANSPORT PARKS AND RECREATION SYSTEM**

**DEJANOS UNA NOTA CON SUS PENSAMIENTOS, PREOCUPACIONES Y COMENTARIOS ADICIONALES DE LOS PARQUES Y SISTEMAS RECREATIVAS EN LOGANSPORT**



**LOGANSPORT PARKS AND RECREATION**

5 YEAR PARKS MASTER PLAN | June 2023





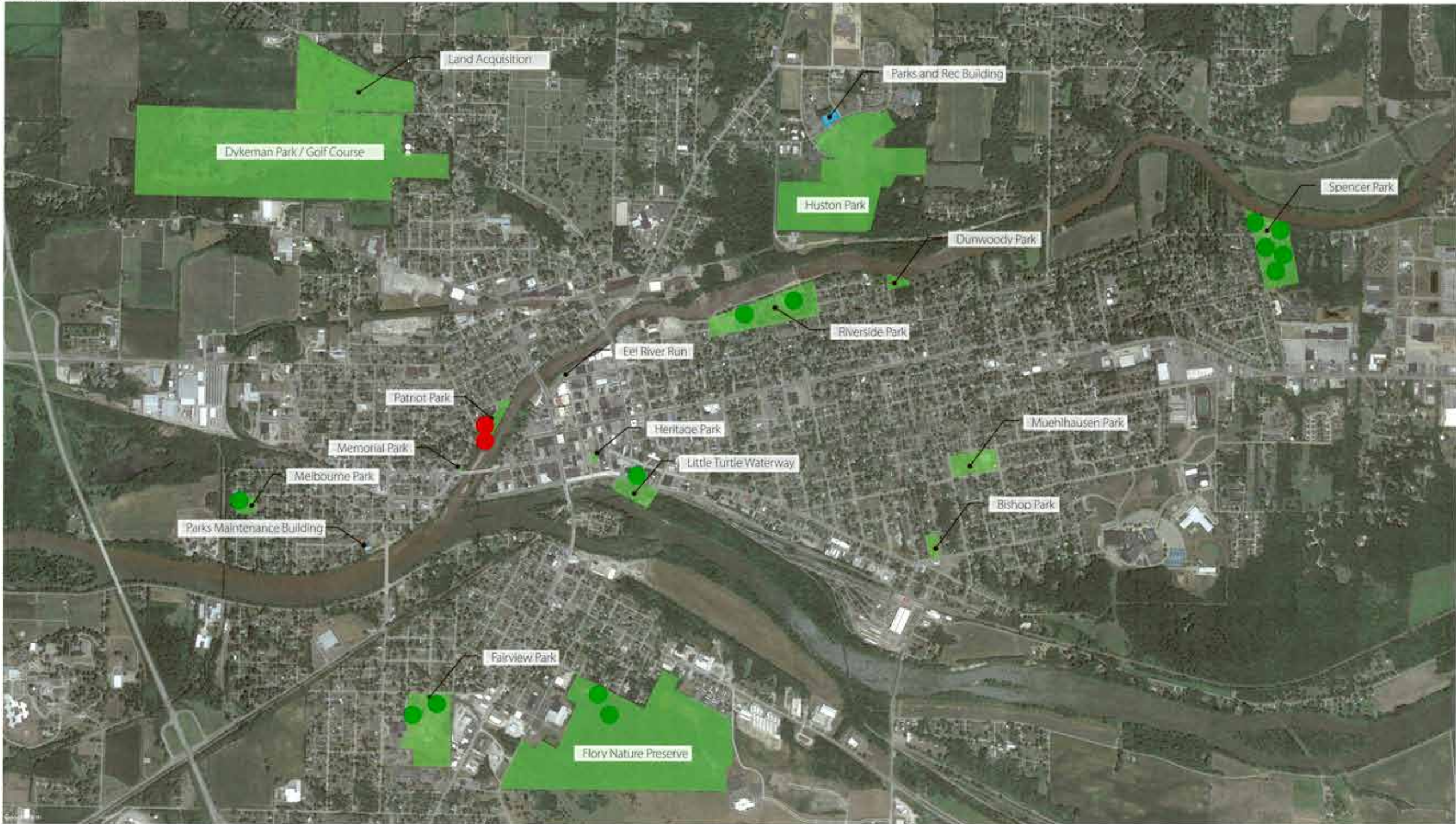




**PLACE A DOT ON THE CORRESPONDING PROPERTY TO INDICATE YOUR PREFERENCE**

**● GREEN = FIRST PRIORITY FOR RENOVATIONS**

**● RED = LAST PRIORITY FOR RENOVATIONS**



**LOGANSPORT PARKS AND RECREATION**

5 YEAR PARKS MASTER PLAN | June 2023







**FAIRVIEW PARK EXISTING AMENITIES**



**MUEHLHAUSEN PARK EXISTING AMENITIES**



**LOGANSPORT PARKS AND RECREATION**

CURRENT PARK INVENTORY | June 2023







**HUSTON PARK EXISTING AMENITIES**



**LITTLE TURTLE WATER WAY AND HERITAGE PARK EXISTING AMENITIES**



**LOGANSFORT PARKS AND RECREATION**

CURRENT PARK INVENTORY | June 2023







**SPENCER PARK EXISTING AMENITIES**



**JEAN COLE PARK EXISTING AMENITIES**





## RIVERSIDE PARK EXISTING AMENITIES



TELL US WHAT YOU THINK! LEAVE A STICKY NOTE BELOW



## FUTURE PARK IMPROVEMENT PLANS (BY OTHERS)

RIVERSIDE PARK MASTER PLAN  
CITY OF LOGANSPORT PARKS & RECREATION  
JUNE 2023



**LOGANSPORT PARKS AND RECREATION**

5 YEAR PARKS MASTER PLAN | June 2023







PLEASE  
SIGN IN

13 JUNE 2023



NO	NAME	ORGANIZATION	EMAIL
1	Anne Yeukly	Context	ayoukly@contextdesign.com
2	Jan Fawley	Parks	parks.administrator@col.org crittendon@gmail.com
3	JASON Crittendon	PARKS	
4	Kellyn Smice	Parks	
5	Frank Bergeres	Parks	
6	Kevin Price	Parks	
7	Thomas Hickey	PARKS	hickeygrands10@gmail.com
8	SARA WALTHERY	—	swalthery@frontier.com
9	KARINA KASMAUSKIS	CONTEXT	kkasmuskise@contextdesign.com
10	BRIAN MCNERNEY	CONTEXT DESIGN	
11	AUSTIN HOCHSTEILER	REC EIGHT INSIGHTS	austin@rec8insights.com
12	Josh Flynn	Pharos-Tribune	Josh.Flynn@pharos-tribune.com
13	MERCEDES BRUGH	LITTLE TURTLE WATERWAY	sadiebrugh@gmail.com
14	Ryan Yax	MHEIS Springs	gcs1971@yahoo.com
15	Barb Lombardi		
16	Don Lombardi		
17	Gary & Carol Kinsay		gkins@frontier.com
18	Paul Nuhn	Logansport Handmade	ucthous@gmail.com
19	Greg Drake	"	gdrake.netiquis@gmail.com
20	Murriel Kitchell		
21	Sophia Espinoza		
22	Calebryell & Abby		
23	Lt Smith	7 Pridgely/Polkmen Gro & Logansport	ldsmith1986@gmail.com



# PLEASE SIGN IN

13 JUNE 2023



NO	NAME	ORGANIZATION	EMAIL
24	RICH VOORHEES		voorhees5vd10@comcast.net
25	Star McClain		stara589@gmail.com
26	DAVE KITCHEN		dkitchell@jgsck12.in.us
27	Alyssa Kelley		
28	Susy Harzog		
29	Lisa Taylor		poppyt@hotmail.com
30	Richard Dexter		richarddexter2@hotmail.com
31	Sunny Miller	prefer phone or txt:	413-627-5979
32	DENNIS SMITH Family		HEYDENNIS SMITH YAHOO.COM
33	Denise Smith		deslvs48@yahoo.com
34			
35			
36			
37			
38			
39			
40			
41			
42			
43			
44			
45			
46			
























# FINAL PUBLIC MEETING

The following comments were gathered at the March 13, 2024 event at City Council Chambers. There were 25 residents in attendance. The chart below compiles all of the data from the event into one digestible place.

Public Engagement Event; March 13, 2024	
	Votes
1. Place a dot next to the Vision Statement you would like to see in the new master plan.	
Proposed Vision 1: "Transforming Communities"	3
Proposed Vision 2: "First Choice in Recreation"	9
2. Place a dot next to the Mission Statement you would like to see in the new master plan.	
Current Mission Statement	3
Proposed Mission 1: "Enriching Lives Through Recreation"	2
Proposed Mission 2: "Fostering Community Well-being"	8
3. Write any extra comments about Vision/Mission statements on a post-it note.	
"Please don't leave out education in the mission statement, and future generations and natural heritage. It's why I'm moving to Logan"	
4. Additional Comments	
"Will Dentzel Dr be closed?"	

## VISION STATEMENT

### *Proposed Vision 1:*

#### **"Transforming Communities":**

- Inspiring connection and wellness through vibrant and inclusive parks that serve as dynamic hubs for recreation and enrichment.

### *Proposed Vision 2:*

#### **"First Choice in Recreation":**

- Leading with progressive stewardship and community engagement, creating safe, inviting, and well-equipped spaces where people of all ages and abilities thrive.

## MISSION STATEMENT

### *Current Mission Statement:*

- Logansport Parks & Recreation is committed to improving the quality of life for Loganland residents by preserving land, facilities, the environment and our natural heritage and by creating significant opportunities for recreation, conservation, relaxation, and education for now and future generations.

### *Proposed Mission 1:*

#### **"Enriching Lives Through Recreation":**

Providing inclusive access to diverse recreational, cultural, and leisure opportunities for all residents and visitors.

### *Proposed Mission 2:*

#### **"Fostering Community Well-being":**

- Building a vibrant and healthy community through accessible recreational facilities and programs that promote physical health, social engagement, and cultural appreciation.

Please sort name out ~~Education~~ in the mission statement. Read future position & natural heritage. 12-11-18 Loganland Logansport

## VALUES

**Collaboration:** We believe in the power of teamwork and cooperation, working together toward a common goal to achieve greater impact and success.

**Integrity:** We uphold the highest standards of honesty, ethics, and accountability in all our actions, earning the trust and respect of the community we serve.

**Inclusiveness:** We are committed to creating an environment where all individuals feel welcome, valued, and represented, fostering diversity and belonging.

**Stewardship:** We responsibly manage and allocate resources, including taxpayer money, ensuring efficient and effective use for the benefit of present and future generations.

**Safety:** We prioritize the well-being and security of our community, maintaining safe equipment and spaces that promote health, enjoyment, and peace of mind.

**Innovation:** We embrace new ideas and forward-thinking approaches, continuously seeking and implementing innovative solutions to enhance the quality and relevance of our services.

**Communication:** We foster open, transparent, and proactive communication, engaging with stakeholders to understand needs, share information, and build trust.



## LOGANSPORT PARKS AND RECREATION - VISION, MISSION, VALUES

5 YEAR PARKS MASTER PLAN









# PLEASE SIGN IN

13 MARCH 2024



NO	NAME	ORGANIZATION	EMAIL
1	MIKE RUSH		MY30BOYER@MSW.CO.IND
2	JIM BENDER		
3	RUTH BENDER		
4	Michelle Hoken	Carousel	dentzelcarousel@gmail.com
5	Carrie Hoken	"	"
6	Chris Martini	City of Logansport	craymartini@cityoflogansport.com
7	Susan Jarrell		
8	MALCOLM JARRELL		malcolm.jarrell@gmail.com
9	DAN WILLIAMS	CASS CO. CONO	HUFFY DAVIDI@GMAIL
10	Ryan Yax		
11	Charles Jenks		charlesjenks@icloud.com
12	Dave Morris		
13	Bill Bauman		
14	Andrew Skyles		
15	Kyle Smith		kcsmitnfee@gmail.com
16	Marilyn Contreras		
17	Esmeralda Montero		
18	Christina Montero		
19	Sunny Miller	Artist/WWW	413-627 Sunny.miller.us
20	Helen Rausch	PANHANDLE PATHWAY	
21	DARREN RAE		
22	Cameron Austin		
23	TEEN DORAN		



PLEASE  
SIGN IN

13 MARCH 2024



NO	NAME	ORGANIZATION	EMAIL
24	Mark & Susy Wamsky		
25	Dawn Agnew	CUV	
26	Karen Renkenberger		
27	AUSTIN HOCHSTETLER	ZBC EIGHT INSIGHTS	
28	WILLIAM TAYLOR		
29	BARBARA TAYLOR		
30			
31			
32			
33			
34			
35			
36			
37			
38			
39			
40	BRIAN McNERNEY	CONTEXT DESIGN	
41	Jamie Guiger	Context	
42			
43			
44			
45			
46			



Logansport Parks & Recreation Department

*Parks Board Meeting: March 13, 2024*

**Attendance Sign-In Sheet**



PLEASE PRINT:

Name

Address

Phone Number


MERCEDES BRUGH

1315 E. MARKET

812.272.7417

LOGANSPORT PARKS & RECREATION DEPARTMENT  
1701 DIVIDEND DRIVE  
LOGANSPORT, INDIANA 46947













*Page Left Intentionally Blank*

# PROOF OF ADVERTISEMENT

---



The Logansport Parks & Recreation Department is working with Context Design (Indianapolis), Zec Eight Insights (Indianapolis), and ETC Institute (Olathe, KS) to update the plan. The assembled consulting team will be organizing the public engagement opportunities, performing site assessments, incorporating industry best practices into planning, and will be synthesizing all information received and analyzed to develop the final plan. The goal is to complete the final planning document by year's end, 2023.

Questions may be directed to the Parks Administrator at 753-6969 or email to [parksadministrator@cityoflogansport.org](mailto:parksadministrator@cityoflogansport.org).

-30-



3.6★  
average rating



### Logansport Parks User Survey Results Now Available


Over the course of the summer, the Logansport Parks and Recreation Department released a survey via social media. This was released in hopes of hearing feedback from the Logansport community about changes and improvements the community would like to see throughout the parks and recreational programs.



### Public Is Invited to the Logansport Parks Open House for Master Plan Work

The Logansport Parks & Recreation Department is inviting the public to participate in an Open House to participate in the 5-Year Master Planning process. The Open House will be held on Tuesday, June 13th from 5:00 – 8:00 p.m. at Riverside Park’s McHale Complex.

By JANET FAWLEY *Park Administrator*



### Parks Survey Results Are Posted at logansportparks.com

The Logansport Parks & Recreation Department would like to notify the public that the results of the recent survey are now posted to the "Master Plan" page at logansportparks.com .



### Logansport Parks Encourage Completion of Mailed Survey Responses

The Logansport Parks & Recreation Department has announced that surveys about the Logansport Parks are being mailed randomly to homes throughout the City of Logansport.




### Logansport Parks Begins Master Planning Process

The Logansport Parks & Recreation Department has begun the process of developing a new Five-Year Master Plan for the City’s parks and recreational programs and services available to the public. This includes all 21 properties such as the Muehlhausen Aquatic Center, Riverside Park, and Spencer Park, the special events that ...

UPDATED BY LPD STAFF- |



LogansportIN Parks Survey Report 04-27-2023



**File Size**

2.99mb

**File Extension**

pdf

**Publication Date**

May 1, 2023



January 20, 2023

Contact: Janet Fawley, Parks Administrator  
[parksadministrator@cityoflogansport.org](mailto:parksadministrator@cityoflogansport.org)

# Press Release

## Logansport Parks Begins Master Planning Process

**Logansport IN, January 20, 2023:** The Logansport Parks & Recreation Department has begun the process of developing a new Five-Year Master Plan for the City's parks and recreational programs and services available to the public. This includes all 21 properties such as the Dykeman Golf Course, Muehlhausen Aquatic Center, Riverside Park, and Spencer Park, the special events that are hosted by the Parks Department such as July 4th, Christmas In the Park, and the Daddy-Daughter Dance, the fees that are assessed, and much more.

The Indiana Department of Natural Resources (IDNR) requires an updated Master Plan every 5 years to remain eligible for certain state and federal funding opportunities. The current plan expired at the end of 2022. By going through this process, the Logansport Parks & Recreation Department will create a written document that spells out strategic actions that will act as a guide for sensible facility, program, and service development. The master planning process also provides an opportunity to share information about current parks programs and facilities with the public. This document is based upon community input and feedback through opportunities such as open houses, focus groups, surveys, and other events. The community events ensure that the public helps direct the facilities and programs that are developed by the parks. Additionally, the planning process will include an analysis of how new facilities and programs will affect our neighborhoods, the community at-large, and the parks, in particular.

The Logansport Parks & Recreation Department is working with Context Design (Indianapolis), Zec Eight Insights (Indianapolis), and ETC Institute (Olathe, KS) to update the plan. The assembled consulting team will be organizing the public engagement opportunities, performing site assessments, incorporating industry best

LOGANSFORT PARKS & RECREATION DEPARTMENT  
1701 DIVIDEND DRIVE  
LOGANSFORT, INDIANA 46947





practices into planning, and will be synthesizing all information received and analyzed to develop the final plan. The goal is to complete the final planning document by year's end, 2023.

The parks website, [www.logansportparks.com](http://www.logansportparks.com) has a "tab" dedicated to finding all the information currently available about the Five-Year Master Plan. It will be updated regularly.

Questions may be directed to the Parks Administrator at 753-6969 or email to [parksadministrator@cityoflogansport.org](mailto:parksadministrator@cityoflogansport.org) .

-30-

LOGANSPORT PARKS & RECREATION DEPARTMENT  
1701 DIVIDEND DRIVE  
LOGANSPORT, INDIANA 46947



Contact: Janet E. Fawley, Parks Administrator  
[parksadministrator@cityoflogansport.org](mailto:parksadministrator@cityoflogansport.org)

**For Immediate Release**

## Press Release

### Random Households to Receive Parks Survey

**03/08/2023, Logansport IN:** The Logansport Parks & Recreation Department has announced that surveys about the Logansport Parks are being mailed randomly to homes throughout the City of Logansport. The Parks Department asks that if you receive a survey, please take the time to either complete and return it in an enclosed postage paid, return envelope, OR responses may be completed using an online survey. Those that speak only Spanish, Haitian, or Burmese may respond by calling the number enclosed in the survey to speak with someone that can complete it for them.

This survey will give random members of the community their first opportunity to provide feedback on the current and future direction of the parks and the programs that are offered to the citizens of Logansport. Once the survey results are complete, further public engagement opportunities will be available throughout the coming months.

The Indiana Department of Natural Resources (IDNR) requires an updated Master Plan every 5 years to remain eligible for certain state and federal funding opportunities. The current plan expired at the end of 2022. By going through this process, the Logansport Parks & Recreation Department will create a written document that spells out strategic actions that will act as a guide for sensible facility, program, and service development. The master planning process also provides an opportunity to share information about current parks programs and facilities with the public. This document is based upon community input and feedback through opportunities such as open houses, focus groups, surveys, and other events. The community events ensure that the public helps direct the facilities and programs that are developed by the parks. Additionally, the planning process will include an analysis of how new facilities and programs will affect our neighborhoods, the community at-large, and the parks, in particular.

LOGANSPORT PARKS & RECREATION DEPARTMENT  
1701 DIVIDEND DRIVE  
LOGANSPORT, INDIANA 46947



The Logansport Parks & Recreation Department is working with Context Design (Indianapolis), Zec Eight Insights (Indianapolis), and ETC Institute (Olathe, KS) to update the plan. The assembled consulting team will be organizing the public engagement opportunities, performing site assessments, incorporating industry best practices into planning, and will be synthesizing all information received and analyzed to develop the final plan. The goal is to complete the final planning document by year's end, 2023.

Questions may be directed to the Parks Administrator at 753-6969 or email to [parksadministrator@cityoflogansport.org](mailto:parksadministrator@cityoflogansport.org) .

-30-

LOGANSPORT PARKS & RECREATION DEPARTMENT  
1701 DIVIDEND DRIVE  
LOGANSPORT, INDIANA 46947



## Parks department seeks advice on program expansion

### Random surveys sent to residents

**KIRSTEN ADAIR**  
STAFF REPORTER

The Logansport Parks and Recreation Department is looking to make some changes, and they're depending on

Logansport residents to point them in the right direction.

"We feel like we need to expand programming, but I don't want to expand programming in a direction that the community isn't interested in," said Logansport Parks Administrator Jan Fawley.

Fawley said she also wants people to share their comments, criticisms, and ideas concerning the city's parks. To start

that process, the Parks and Recreation Department is mailing surveys to randomly chosen Logansport residents.

"We're trying to get park users and park non-users to let us know what the parks department is doing right and what we need to do a better job of," she said. "We want to know what new things are out there that the community would like to have be a part of our parks, and maybe

there are things we don't need in our parks. We'd like to know that too. This is a really good opportunity for people to have a chance to say what they want to see in our parks system."

The first round of surveys must be randomly distributed to community members to ensure they are statistically accurate.



Janet Fawley

See SURVEY on A8

### SURVEY

CONTINUED FROM A1

The department hired ETC Institute, an organization that conducts surveys for government entities, to help carry out the first step of what Fawley describes as a larger master plan. After the first round of surveys, there will be multiple discussion and focus groups and possibly another survey that is open to all community members.

"For people who don't get a survey, we will make sure that they'll have an opportunity once we have completed the statistically valid part because we want everybody to participate who wants to participate," Fawley said. "Getting input from those people will happen, just not right this very moment in this round."

Residents who do receive the survey will find a letter

Both the envelope and the explanatory letter will show the department's logo, and a paper survey will be included along with a stamped, self-addressed envelope that people can use to mail the surveys back. People also have the option to complete the survey online.

Fawley said it should take about 15 to 20 minutes to complete the survey. She acknowledged that some people might ignore it because they think the survey is too long, but she urged people to set aside time to fill it out and mail it back to the parks department or complete it online.

"It's really important for us to have that information from the community," she said. "It's going to be a great stepping off point for more discussion and more surveys for everybody later on."

Fawley said she has an

get from residents, but she does not want to share her thoughts on that because she worries that it might influence people's responses.

"I have my ideas, but if I tell you, it's going to plant that seed in people's heads and (the survey's) not going to be a valid thing," she said. "This is not my opinion. This is for other people's ideas and opinions. Maybe they've been to

other communities or bigger cities and they've seen things in those parks that they really liked and think we should bring here. That would be really awesome to know."

Anyone with additional questions about the Park and Recreation Department surveys can reach out to Fawley by emailing parksadministrator@cityoflogansport.org or calling 574-753-6969.

### ENT

ng  
bling the  
a freedom of  
if the people  
on the  
ees.

### WEATHER

Cloudy.  
High 43, Low 30.  
Complete forecast on Page A10.



Vol. 179, No. 48

0-782-6886 Office hours: Mon-Fri, 8 a.m. to 5 p.m.

**Call your comfort system specialists for a FREE estimate on your Cooling, Heating and Plumbing needs. SERVING YOU SINCE 1927**

**\$5.00 OFF**  
YOUR SPRING SEASONAL CHECK UP FOR  
• REDUCED UTILITY BILL  
• REDUCED ENERGY CONSUMPTION  
We will clean and check your system to get ready for upcoming season.  
CHAS A. MICHAEL, INC.

**CHAS A. MICHAEL, INC.**  
Residential • Commercial • Industrial  
431 High St., Logansport, IN 46947 • 574-753-4538

Now Official PREMIER DEALER LENNOX



Contact: Janet E. Fawley, Parks Administrator  
[parksadministrator@cityoflogansport.org](mailto:parksadministrator@cityoflogansport.org)

**For Immediate Release**

## Press Release

### Parks Survey Results Are Posted at [logansportparks.com](http://logansportparks.com)

**May 11, 2023, Logansport IN:** The Logansport Parks & Recreation Department would like to notify the public that the results of the recent survey are now posted to the “Master Plan” page at [logansportparks.com](http://logansportparks.com). Those that are interested will find an executive summary, charts and graphs, priority investment ratings, and national benchmarks. These facts and figures are based upon a goal of 300 households randomly chosen that provided their opinions about the Logansport Parks and Recreation services, programs and facilities. The survey results can be found at this link: [Logansport IN Parks Survey Report 04-27-2023](#)

The next step will be to start meeting with stakeholder focus groups during the month of June. An open house will also be held for all that are interested in seeing these results, and what the options are for parks and programs in the future. More information will be available as we get closer to the selected dates.

The Indiana Department of Natural Resources (IDNR) requires an updated Master Plan every 5 years to remain eligible for certain state and federal funding opportunities. The current plan expired at the end of 2022. By going through this process, the Logansport Parks & Recreation Department will create a written document that spells out strategic actions that will act as a guide for sensible facility, program, and service development. The master planning process also provides an opportunity to share information about current parks programs and facilities with the public. This document is based upon community input and feedback through opportunities such as open houses, focus groups, surveys, and other events. The community events ensure that the public helps direct the facilities and programs that are developed by the parks. Additionally, the planning process will include an analysis of how new facilities and programs will affect our neighborhoods, the community at-large, and the parks, in particular.

LOGANSPORT PARKS & RECREATION DEPARTMENT  
1701 DIVIDEND DRIVE  
LOGANSPORT, INDIANA 46947





Wednesday, May 31, 2023

Contact: Janet Fawley, Parks Administrator  
[parksadministrator@cityoflogansport.org](mailto:parksadministrator@cityoflogansport.org)

# Press Release

## Public Is Invited to the Logansport Parks Open House for Master Plan Work

Logansport IN, Friday, June 09, 2023: The Logansport Parks & Recreation Department is inviting the public to participate in an Open House to participate in the 5-Year Master Planning process. The Open House will be held on Tuesday, June 13<sup>th</sup> from 5:00 – 8:00 p.m. at Riverside Park’s McHale Complex. The public is invited to attend at the most convenient time for them. No specific “meeting” is being held; rather, this is an opportunity to explore ideas and share issues that should be considered.

Through interactive input stations at the Open House, the community will have an opportunity to share ideas, concerns, and general feedback on the current and future direction of the parks, and the programs that are offered to the citizens of Logansport. In addition, the public will be able to view the results of the statistically valid survey that was completed in early May. Families are especially encouraged to attend – light refreshments and a “Kids Station” will be available.

The Indiana Department of Natural Resources (IDNR) requires an updated Master Plan every 5 years to remain eligible for certain state and federal funding opportunities. By going through this process, the Logansport Parks & Recreation Department will create a written document that spells out strategic actions that will act as a guide for sensible facility, program, and service development. This document is based upon community input and feedback through opportunities such as open houses, focus groups, surveys, and other events.

LOGANSPORT PARKS & RECREATION DEPARTMENT  
1701 DIVIDEND DRIVE  
LOGANSPORT, INDIANA 46947



The Logansport Parks & Recreation Department is working with Context Design (Indianapolis), Zec Eight Insights (Indianapolis), and ETC Institute (Olathe, KS) to update the plan. Their goal is to complete the final planning document by November 15, 2023.

Questions may be directed to the Parks Administrator at 753-6969 or email to [parksadministrator@cityoflogansport.org](mailto:parksadministrator@cityoflogansport.org) .

-30-

LOGANSPORT PARKS & RECREATION DEPARTMENT  
1701 DIVIDEND DRIVE  
LOGANSPORT, INDIANA 46947





## Around Our Parks

ONLINE ACTIVITIES

VIDEOS

PHOTOS

CONTACT US

FAQ

DONATIONS

### INFO & HISTORY



#### Welcome

Welcome to the Logansport Parks website! This is where you'll find information about the people who make the parks go, the programs that are provided to you, and of course, information about all 21 of our park & recreation facilities. Here is where you'll find the most complete, and up-to-date information about what is going on in the Logansport Parks. YOU are our customer and we're here to give you what you and your family needs from your community parks. If you don't find the answers to your questions here on the website, don't hesitate to contact us directly by phone or by e-mail.

### MISSION



#### Mission Statement

Logansport Parks & Recreation is committed to improving the quality of life for Loganland residents by preserving land, facilities, the environment and our natural heritage and by creating significant opportunities for recreation, conservation, relaxation, and education for now and future generations.

### NEWS



#### Public Is Invited to the Logansport Parks Open House for Master Plan Work

The Logansport Parks & Recreation Department is inviting the public to participate in an Open House to participate in the 5-Year Master Planning process. The Open House will be held ...

Website  
6/9/2013

### INSTAGRAM



**Parks & Recreation**  
55 posts

Follow us:



### FACEBOOK



**Logansport Parks & Recre...**  
4,155 members



### VIDEOS



More Videos

## LOCAL NEWS



Josh Flynn | Pharos-Tribune

Local residents had the opportunity to voice their opinions on future Logansport Parks & Recreation projects during an open house at Riverside Park's McHale Complex.

## Parks & Rec seeks public input on projects

**JOSH FLYNN**  
STAFF REPORTER

The Logansport Parks & Recreation Department shared their 5-Year Master Plan to the community for input Tuesday night at Riverside Park's McHale Complex.

Those who attended had a chance to view placards that showcased existing park amenities, showed options for new amenities and gave the Logansport community a chance to have their voices heard.

Attendees were able to vote on what parks they would like the city to focus on and what amenities they would like to see built. They could also share their concerns and wishes on post-it notes.

The options on hand were pulled from a survey the department did and which 303 people replied to, said Janet Fawley.

"It really makes it easier on us to make decisions if we know there is a group of people who really need or want a facility or a program," she said.

Amenities that the survey takers wanted were a dog park, an outdoor amphitheater, an

jogging, community gardens and multi-use paved trails. The three programs that people were most interested in focused on adult fitness and wellness, the farmers market and more community events.

Some of the amenities those who took the survey were not interested in included new sports amenities such as baseball diamonds, basketball courts, fitness and wellness equipment or an aquatic center. They also were disinterested in programs that focused on the arts, fitness and wellness and sports activities such as ice skating, gymnastics or golf and programs for those with special needs.

And while community gardens were popular in the initial survey, those in attendance Tuesday night were marking the idea as a low priority.

Fawley said they had just received a \$35,000 grant to build a dog park in Muehlhausen Park but the funds need to be matched by the community. A fundraising campaign will launch Wednesday, June 13, and the Parks & Rec department have 60 days to raise \$35,000. Those interested

the Logansport Parks & Recreation Facebook page.

Potential plans for Riverside Park included the amphitheater, but Fawley said that particular park was more of a decade long project that will start to move when the Vibrant Event Center opens in 2024.

"We really want to make Riverside Park a destination place," she said. "Especially with the carousel there. And with the new event center, we want to make Riverside as beautiful as possible."

One of the goals of the open house was to see how many residents wanted to focus on restoring and preserving amenities the parks already had or if there was large demand for new modern facilities.

Fawley said after the event is completed, the Indiana Department of Natural Resources will want to see how much public input was put into the five year plan.

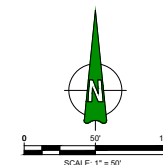
Those who did not attend the session Tuesday evening may still share their thoughts via the Parks and recreation Facebook page, a phone call (574-753-6969) or letter, a visit to the department office (1701 Dividend Dr.) or attend-



# RIVERSIDE PARK MASTER PLAN



**RIVERSIDE PARK MASTER PLAN**  
CITY OF LOGANSPORT PARKS & RECREATION  
FEBRUARY 2024



# 2023 ANNUAL REPORT



## Logansport Parks & Recreation Department 2023 Annual Report

### Dykeman Clubhouse Fundraising Closer to Goal

After conducting a local survey of 200 golfers in 2021, it was clear that Dykeman Park Municipal Golf Course needed a new clubhouse. A new clubhouse may serve as a place for year-round play through an indoor golf simulator, provide energy efficient mechanical operations, and be inclusive to all those that enter. The plan is to celebrate the course's 100<sup>th</sup> anniversary in 2026 in the new clubhouse.

With the 1<sup>st</sup> million dollars provided by the City Council, the Clubhouse Fundraising



Committee has raised -to date- a total of \$2.8 million, PLUS, \$300,000 from the Cass County Council to replace the cart paths later this year. The goal to build the Dykeman Clubhouse requires funds to be raised totaling at least \$3 million.

Thank you to those of you who have already made a commitment to support this necessary facility. Those who have considered this commitment but have not done so, now is the time to support this project.... something that all citizens of Logansport & Cass County can enjoy for years to come!!

Annual Report 2023

#### Inside this report:

Dykeman Clubhouse Fundraising Closer to Goal	1
Spring 2024 Opening for Wright Street Bark Park	1
Life's Lessons Revisited in 2023	2
New Software Benefits Dykeman Park Golf Course	3
2023 Golf Operating Fund Numbers	3
Spencer Parks' Historic Shelter To Be Stabilized	4
7th Annual Christmas In the Park	4
Fairview Playground	5
Fairview Park Shelters	5
Facility Rental Report	5
Community Depends Upon Maintenance Crew	6
2023 Maintenance By the Month	6
Visitors Bureau Helps Restore Trail Signage	6
Recreation Program -A Community Collaboration	7
2023 Program Participation	7
2023 Pool Activity	8
2023 Parks Board & Parks Staff	8

### Spring 2024 Opening for Wright Street Bark Park



Announced this year was the transformation of the former softball field at Muehlhausen Park into Logansport's Wright Street Bark Park. The main focus for the project this year has been to raise enough funds in 2023 to hold a ribbon cutting in the Spring of 2024. The goal was to provide a 1:1 match for a \$35,000

grant from the IHCD. Through our crowdfunding campaign, we were able to raise those funds! The Wright Street Bark Park is now being constructed to include a 5' black chain link fence, drinking fountains, benches, and a shade sail. We also expect restrooms to be renovated and available for the spring dedication.



## Life’s Lessons Revisited in 2023

*By Parks Administrator, Janet Fawley*

Our personal and professional experiences help us develop and grow, and I wanted to share some of “life’s lessons” that came up in 2023...

### **Change is a “constant” and people will always resist it.**

Logansport isn’t the same community it was 50, 20, or even 10 years ago. It will never be what it once was-good or bad. Change happens before our eyes EVERY DAY. Logansport is a new place to live everyday, because new people become a part of our community everyday. It is the job of public servants like me to take care of and enhance our community resources to accommodate ALL people, not just the ones that have lived here all of their lives or those who have just arrived. So this requires constant “change” to make our parks and our programs relevant to everyone.

### **We will always have to do a better job, no matter how much better we have been.**

My Girl Scout camping experiences taught me a long time ago that I should leave a place in better condition than I found it. And so it is in the parks as well. It’s always hard for my staff to come across vandalism or graffiti, especially when improving the parks is our goal. Consequently, it sometimes makes it feel like a losing battle when even maintaining something in its current state isn’t enough. The answer? We simply have to be even more

tenacious in our efforts to make things better, to leave the Parks in better condition than we found it .

### **Listening to what people will tell you is sometimes painful.**

Our Parks staff and board spent a lot of time going through the results of three different surveys this last year. It was really important for us to read through and listen to every comment, no matter how brutal some criticisms were. Listening to these comments is how we learn and how we grow. This is how we will improve our parks and improve our city.

### **It is important for us to share our message as often as possible and in as many ways as possible for people to hear that message.**

When asked about where people received their information about what is taking place in the parks, it amazed me that there was a significant portion of the population that had no idea what was going on in the parks. We wrote an incredible number of press releases last year ... almost 70 deliberate communications were sent out in 2023. That’s one every 5 days!! We used the newspaper, radio, social media, digital news, brochures, paid advertisements, flyers, and even word of mouth. So, in 2024, we’ll try new ways to get that information in your hands as often, and in as many ways as possible. We hope we’ll find the avenue that is right for you!

### **People are more likely to share their personal resources with people they believe in, as much as a cause they believe in.**

We, i.e., the Parks Staff, the Parks Board, and the Parks Foundation Board—have been working together to fund a new bark park at Muehlhausen Park and a improvements for the Dykeman Park Golf Course. I know people are very interested in seeing these things happen in our community, and so they have donated their personal funds to see them happen. Without the leadership within our staff and boards, these donations would not happen. I am very grateful to have these people in my professional circle .... Dean Vietti, Kelly Smith, Kara Yax, Kevin Price, Dave Smith, Mike McCord, Sam Tocco, Jason Crittendon, Ammon Tuitavuki, Lynne Ness, Kyle Smith, Kailin Bauman, Phillip Stephenson, Jake McCord, & Rachel Theodore. I would also like to mention a special group of people who are also working on getting commitments for the Clubhouse project - Brad Rozzi, Chad Higgins, Michael Bowditch, Tammy Helvie, Chuck LaDow, & Brannon Meagher. I thank each of them for their leadership and their time for making our parks better now and into the future!!!

Happy New Year and may 2024 be a prosperous and successful year for the Logansport Parks!

## New Software Benefits Dykeman Park Golf Course

In January of 2023, Dykeman Park Golf Course began integrating a new online tee time system and along with a new website provided by TeeSnap Inc. TeeSnap has been beneficial to the operations of the course in several ways:

- **Improved Efficiency:** Online bookings streamline the reservation process reducing phone call volumes and allowing staff to focus on other tasks.
- **Enhanced Customer Experience:** Users appreciate the convenience of booking tee times online. The website has provided us a platform to keep our players up to date on course activities.

- **Better Operations Management:** Integrated systems can offer insights into booking patterns popular items being purchased, and allowing staff to answer customer questions via email and text.
- **Marketing & Communication:** a well-designed website serves as a marketing tool, showcasing the course’s amenities, events and promotions.

TeeSnap has been an integral tool used to increase Dykeman Park Golf Course’s online presence and to create a seamless “check-in” experience for players and employees as well.



39 Youth participated in the 2023 Junior Golf Program.

## 2023 Golf Operating Fund

NR golf Operating Fund Revenue	Rounds	Group Totals
Course Revenue	21,973	\$ 491,587.77
Clubhouse Revenue		106,383.49
Sales Taxes collected		16,873.38
<b>NR golf Operating Fund Total Revenue</b>		<b>\$ 623,470.76</b>
<b>NR Golf Operating Fund Expenses</b>		
Personal Services		\$ 287,106.00
Clubhouse & Operating Supplies		147,213.00
Other Services		62,877.00
Capital Outlay		52,345.00
<b>NR Golf Operating Fund Total Expenses</b>		<b>\$ 549,541.00</b>



Pete Lundy works with a student at the 2023 Junior Golf Clinic at Dykeman Park Municipal Golf Course

## Spencer Parks' Historic Shelter To Be Stabilized



The arches of the Lower Spencer Shelter (as pictured above) are a significant architectural feature of this shelter.

In May 2023, the Logansport Parks Board met to discuss the condition and actions required to be taken at the lower shelter of Spencer Park. It was made known by a report provided by KJG Architecture that snow and wind loads cannot be safely supported by the current structure. The board decided that in order to maintain public safety that the shelter should be closed for public use. Upon the shelter's closure, the board has worked on getting the pavilion stabilized while also keeping the structure as historically accurate as possible. The goal is to have the shelter tentatively back open in the Spring of 2024.

## 7th Annual Christmas In The Park



For the seventh year, the Logansport Parks and Recreation Department and the Logansport Parks and Recreation Foundation offered a holiday light display at Spencer Park. Starting in July, the Logansport Parks Department began to get donations from sponsors. Christmas in the Park opened to the public on November 24th and ended following the New Year's

weekend. Homeowners on Broadway Boulevard were encouraged to decorate their homes this year due to vehicles using Broadway to enter Christmas in the Park.

New additions included Santa on a Redline Equipment Tractor, a new specialty tree, a new USA flag, and several displays created by the



Century Career Center Welding students. A record 6,800 vehicles went through the Spencer Park Display! Looking forward to an even bigger & brighter display in 2024!!!



### Fairview Playground

At the start of the year, the Fairview Playground was opened after being constructed in 2022. However, the Grand entrance work done by Galbreath Industrial still needed to be installed. Chimes were also painted by the LHS art students to display at the park. By April everything was completed, and an official ribbon cutting took place in May. Thank you to the Cass County Community Foundation for their help with the grand entrance!



### Fairview Park Shelters



Once completing the remodeling of Fairview Park, a pavilion was constructed. During the 2023 spring semester, Century Career Center students in the Building Trade classes, constructed the ICON structure. Work began after spring break and was finished just prior to the end of the school year. The project was

funded by the City of Logansport, the Logansport Community School Corporation, and Security Federal Savings Bank. A ribbon cutting ceremony was held on October 26th to recognize and thank the people/organizations that helped to make the Security Federal Savings Bank Community Pavilion possible.

Facility Rental Report		
	2022	2023
McHale Community Complex	94	108
McCord Pavilion	19	23
Dykeman Park Pavilion	31	18
Fairview Pavilions(2)	14	15
Little Turtle Waterway	3	3
Huston Park—McNarny Family Shelter	31	60
Spencer Park Shelters(7)	44	27
Penman Building	30	37
Muehlhausen Shelter	30	29
<b>Totals</b>	<b>296</b>	<b>320</b>



## Logansport Parks Depend Upon Parks Maintenance Crew

The work of maintaining and improving the Parks in the City of Logansport falls upon the Parks Maintenance Crew, led by Maintenance Superintendent, Kevin Price. Our maintenance crew takes a great deal of pride in every park's appearance. They work extremely hard to make the city parks the best possible. Without their dedication & tireless efforts, many community events would suffer.

This list is a small sampling of the work that is regularly performed by the Parks Maintenance Crew year round:

- ◆ Inspect all playgrounds for necessary repairs & maintenance
- ◆ Turf management which includes mulching leaves, application of fertilizer & herbicide, roll ground as well as mowing & weed whipping in appropriate parks
- ◆ Repair & replace vandalized equipment & facilities
- ◆ Clean restrooms & pavilions daily; remove trash
- ◆ Snow removal
- ◆ Enhance landscaping through use of flowerbeds
- ◆ Install and maintain basketball, volleyball, and pickleball courts and nets
- ◆ Trim, cut and remove fallen trees & limbs; stumps removed as necessary
- ◆ Clean, weed, & till horseshoe pits & volleyball courts @ Riverside, & Spencer Parks

Maintenance by the Month 2023	
January	Dismantle Christmas In The Park
February	Complete renovation of McHale Restrooms
March	Install Fairview Playground's Grand Entrance and boulder recognitions; Completely stripped and waxed McHale Complex Floors;
April	Outdoor restrooms & drinking fountains prepared for mid-month opening; Repaired water leak at Riverside Park by installing new water line
May	Added Engineered Wood Fiber(EWF) to playgrounds to maintain safety standards; Getting Muehlhausen Aquatic Center showerhouse, pool & splashpad ready for summer use;
June	Open Muehlhausen Aquatic Center
July	Preparing for and clean up from July 4th Festivities Eradicate invasive vegetation (trees, bushes, weeds) to keep native species healthy & thriving
August	Utilized Logansport High School Co-op Program to hire Arturo Cortes to assist with automotive & small engine repairs; Repaired water leak at Spencer Park by patching old water line
September	Shut down Muehlhausen Aquatic Center facilities for season Began demolition of Muehlhausen softball field for the construction of Wright Street Bark Park
October	Annual closure of restrooms and drinking fountains Leaf season begins—mulching leaves and blowing leaves from trails and sidewalks
November	Set up Christmas In the Park at Spencer Park; Worked with Century Career Center Students to fabricate new displays for Christmas In the Park
December	Continued construction of Wright Street Bark Park @ Muehlhausen Park, including concrete work and removal of old fencing;

## Visitors Bureau Helps Restore Trail Signage



A grant request was approved by the Cass County Visitors Bureau to replace interpretive signage on the Eel River Run Trail at Riverside Park & Stonewall Parks and a third sign at the Heritage Park Fountain. Visitors looking for information about these locations will be able to discover more about the Cass County Dentzel Carousel in Riverside Park and the artist that created the "Orange Grasses" at Stonewall Park. The Heritage Park Fountain sign shares a new Rich Voorhees photograph along with the vital information of this historic fountain.



**2023 Logansport Parks & Recreation Board**

President: Dave Smith

Vice President: Jason Crittendon

Secretary: Ammon Tuitavuki

Member: Sam Tocco

School Board Representative: Mike McCord

**Mission Statement**

*Logansport Parks and Recreation is committed to improving the quality of life for Loganland residents by preserving land, facilities, the environment and our natural heritage, and by creating significant opportunities for recreation, conservation, relaxation, and education for now and future generations.*



**2023 Park Staff**

- Janet E. Fawley.....Parks Administrator
- Dean Vietti.....Golf Course Manager & Pro
- Kevin Price.....Maintenance Superintendent
- Kelly Smith.....Administrative Assistant
- Kara Yax.....Recreation Director
- Hannah Bushaw & Claire Kitchel.....MAC Pool Managers
- Matt Franklin, Alex Sprinkle, Dan Schroder, Ryan Hall, Anastascia Barringer, George Conrad.....Parks Maintenance
- Jim Hiatt, John Clark, George Elpers.....Golf Maintenance
- Kylee Langley, Arturo Cortes .....Century Career Center Students

*For questions or comments, contact:*

*Janet Fawley, Parks Administrator  
Logansport Parks & Recreation Department  
1701 Dividend Dr.  
Logansport IN 46947*

*574-753-6969  
parksadministrator@cityoflogansport.org  
www.logansportparks.com*



2023 Pool Activity		
	Participants	Revenue
Open Swim	5,985	\$ 13,204.00
Season Passes	26	\$ 1,550.00
Swim/Specialty Classes	105	\$ 3,675.00
Pool Rentals	24	\$ 3,330.00
<b>Total</b>		<b>\$21,759.00</b>
Days Opened	51 Days Open 9 Days Closed Early 2 Days Closed	



## Recreation Programs-A Community Collaboration

2023 was a year of growth and community collaboration. Our focus was on creating new events while being careful not to replicate events hosted by other organizations. Park in a Box grew dramatically with most events hosting over 100 people. We added spring and fall break dates. We tried several new events including: Galentine’s Day (a day for gals to celebrate their favorite gal), Puzzle Palooza, Star Party, Howl at the Moon, Mini Gingerbread House Competition, and a Calendar Planning Event. We added additional art classes, and Yoga in the Park. Our Earth Day event

was well received with increased community collaborations. We changed our July 4<sup>th</sup> event by adding carnival games, water soaker fight, and a later starting time. We advertised our swimming lessons, Jr. Golf Camp, and Tennis lessons earlier this year. We worked on our 5-year Master Plan. Some staff members attended the Indiana Parks and Recreations Association Conference, and I completed the Chamber of Commerce/ Purdue Extension Leadership Academy. 2023 was an amazing year!

*By Recreation Director,  
Kara Yax*



2023 Annual Program Participation	
Program	Participation
Earth Day	100 +/-
Daddy / Daughter Dance	162 dads & daughters
Tennis Lessons	32
Junior Golf Camp	39
Yoga In the Park	5
Art Classes	16
Mother-Son Nerf War	76 mothers & sons
Howl at the Moon	300+/-
Breakfast With Santa	112
July 4th Festivities	2000+/-
Park-In-a Box: Spring Break	100+/-
Summer	800 +/-
Fall Break	100+/-

*Page Left Intentionally Blank*